

BABY STORYTIME

birth - 18 months



spring 2019

welcome to
baby storytime!

Singing songs, chanting rhymes, and sharing stories are great ways to bond with your baby, while introducing new vocabulary words. And if a baby likes something, keep singing/reading it! Repeating the same songs and rhymes over and over again helps a child learn!

Here are some rhymes and songs used during baby storytime. Use this brochure to create bonding moments outside of the library, such as changing diapers, grocery shopping, and/or bath time!



bounces

Bounce with a baby laying down on your lap, facing you on your knee, or sitting on your knee face out (with their feet touching the floor).

BOUNCING BOUNCING

Bouncing, bouncing baby on my knee (bounce)
Bouncing, bouncing 1 2 3! (lift or big bounce)
Clapping, clapping with baby on my knee (clap)
Clapping, clapping 1 2 3! (big clap)
Hugging, hugging baby on my knee (hug)
Hugging, hugging 1 2 3! (hug or tilt)



LITTLE RED WAGON

from Wiggleworms Love You album

Bouncin' up and down in my little red wagon
(bounce on lap or legs) x3
Won't you be my darlin' (hug)
Down the hill and round the corner, wheeeee!
(bounce and lift) x3
Won't you be my darlin' (hug)
Wheel fell off and wagon tipped over, whoa!
(tip side to side) x3
Won't you be my darlin' (hug)
I'm going to fix it with my little hammer
(move arms) x3
Won't you be my darlin' (hug)
Bouncin' up and down in my little red wagon
(bounce on lap on legs) x3
Won't you be my darlin' (hug)

TOAST IN THE TOASTER

I'm toast in the toaster (bounce)
And I'm getting very hot!
Tick tock (move side to side)
Tick tock
Up I pop! (lift up baby)



PIZZA, PICKLE, PUMPERNICKEL

Pizza, pickle, pumpernickel, (bounce)
My little baby needs a tickle! (tickle baby)
Once on your nose, (tap nose)
Once on your toes, (tap toes)
And once on your tummy where the hot dog goes!
(tickle tummy)

Can replace hot dog with other foods

GIDDY-UP, GIDDY-UP

Giddy-up, giddy-up ride to town
(bounce babies on knees)
Giddy-up, giddy-up up and down
(lift baby up and down)
Giddy-up fast
(bounce quickly)
Giddy up slow
(bounce slowly)
Giddy-up, giddy-up, giddy-up, whoa!
(dip baby backwards gently)

TINY LITTLE BABIES

tune: "Shortenin' Bread"

Tiny little babies love bouncin' bouncin'
Tiny little babies love bouncin', yeah
Tiny little babies love bouncin', bouncin'
Tiny little babies love bouncin' so
Bounce to the left, bounce to the right
Now hug that baby nice and tight!

songs

ROLL, ROLL, ROLL YOUR HANDS *from Toddlers on Parade CD*

Roll, roll, roll your hands
As fast as fast can be.
Do it now, let me see,
Do it now with me.
Other Verses:

Clap, clap, clap your hands
As loud as loud can be
Tap, tap, tap your feet
As softly as can be can be
Shake, shake, shake your feet
As quickly as can be
Roll, roll, roll your hands
As fast as fast can be



ROW, ROW, ROW YOUR BOAT *from Songs for Wiggleworms CD*

Row, row, row your boat
Gently down the stream
Merrily, merrily, merrily, merrily
Life is but a dream.

Other verses:
Twist, twist, twist your boat
Bounce, bounce, bounce your boat...
Sway, sway, sway your boat...
Wiggle, wiggle, wiggle your boat...
Tickle, tickle, tickle your boat...

1 LITTLE, 2 LITTLE, 3 LITTLE FINGERS

1 little, 2 little, 3 little fingers,
4 little, 5 little, 6 little fingers,
7 little, 8 little, 9 little fingers,
10 little fingers on my hand.
They wiggle and they wiggle and they wiggle all together
They wiggle and they wiggle and they wiggle all together
They wiggle and they wiggle and they wiggle all together
10 little fingers on my hand
They clap, and they clap, and they keep on clapping
They clap, and they clap, and they keep on clapping
They clap, and they clap, and they keep on clapping
10 little fingers on my hand
1 little, 2 little, 3 little fingers,
4 little, 5 little, 6 little fingers,
7 little, 8 little, 9 little fingers,
10 little fingers on my hand.



HANDS ARE CLAPPING
tune: "Skip to My Lou"

Hands are clapping, clap, clap, clap
Hands are clapping, clap, clap, clap
Hands are clapping, clap, clap, clap
Clap your hands, my darling!
(Toes are tapping, fingers are wiggling, eyes
are hiding "peek-a-boo")



TWINKLE, TWINKLE LITTLE STAR

★
★
★
★
Twinkle, twinkle, little star,
(open and close hands)
How I wonder what you are.
Up above the world so high,
(wave hands up high)
Like a diamond in the sky,
Twinkle, twinkle, little star,
How I wonder what you are.

songs with instruments

THE JINGLE SONG
move shaker egg or jingle bells to the directions in the lyrics

We jingle up high,
We jingle down low,
We jingle very fast,
And we jingle very slow,
We jingle to the ceiling,
We jingle to the ground,
We jingle and we jangle
As we dance all around!

POPCORN SONG
tune: "Frere Jacques"

Popcorn kernels, popcorn kernels
(wave scarves overhead)
In the pot, in the pot
(make their scarves 'disappear' by bunching
them up in their fists)
Shake them shake them shake them,
shake them shake them shake them (shake)
'til they POP! 'til they POP!
(toss scarves up into the air)



PEEK A BOO
baby either on his/her back or facing second grown up


Peek a boo, peek a boo
I see you (point), I see you (point)
I see your button nose (touch nose)
I see your tiny toes (touch toes)
I see you, peek a boo

RAIN ON GRASS
use scarf

Rain on the grass
(sway on ground)
Rain on the tree
(shake up high)
Rain on the roof
(hold over head)
But not on me
(drop scarf on baby)

***Verses with sun, snow, and leaves**

action rhymes



PAT A CAKE

Pat a cake, Pat a cake, baker's man,
(bring hands together)
Bake me a cake as fast as you can;
Roll it, pat it and mark it with a 'B',
(roll arms and then pat the palm of baby's hand)
And put it in the oven for Baby and me,
(point to baby and then you)

WITH MY LITTLE HANDS

With my little hands I go clap, clap, clap
With my little feet I go tap, tap, tap
With my little arms I wave bye, bye, bye
With my little legs I kick high, high, high
With my little eyes I play peek-a-boo
With my little mouth I say "I love you"

OH, THE NOBLE DUKE OF YORK

Oh, the noble duke of York, (bounce baby)
He had ten thousand men.
He marched them up to the top of the hill, (lift baby up high)
And marched them down again. (bring baby back down)
Oh, and when they're up, they're up. (lift baby up high)
And when they're down, they're down. (bring baby back down)
And when they're only half way up, (hold baby only half as high)
They're neither up nor down. (Hold baby up high, then bring baby back down)
He marched them to the left. (lean baby to the left)
He marched them to the right. (lean baby to the right)
He even marched them upside down. (gently lay baby onto your outstretched legs)
Now wasn't that a sight! (bring baby back up)

Tick Tock, Tick Tock, I'm a Little Cuckoo Clock

Tick Tock, Tick Tock
(swing child back and forth, face out)
I'm a little cuckoo clock
Tick Tock, Tick Tock
Now I'm chiming one o'clock
(lift child up)
Cuckoo!
Two o'clock (two lifts)
Three o'clock (three lifts)



Pudding on a Plate

Pudding on a plate, pudding on a plate
Wobble wobble, wobble wobble (rock from side to side)
Pudding on a plate!
Candies in a jar, candies in a jar
Shake 'em up, shake 'em up (bounce up and down)
Candies in a jar!
Candles on a cake, candles on a cake
Blow 'em out, blow 'em out (blow on baby)
Candles on a cake!

tapping



CHEEK CHIN

Cheek chin cheek chin cheek chin, nose
(touch baby's nose)
Cheek chin cheek chin cheek chin, toes
(touch baby's toes)
Cheek chin cheek chin, up baby goes!
(lift baby)

THIS LITTLE TRAIN

This little train ran up the track
(walk fingers up baby's arm or leg)
It went choo! choo!
(tap baby's nose)
And then it ran back
(walk fingers back down baby's arm)
The other little train ran up the track
It went choo! choo!
And then it ran back.

wiggles and tickles

THIS LITTLE PIGGY

This little piggy went to market
(wiggle big toe or thumb)
This little piggy stayed home
(wiggle next toe or pointer)
This little piggy had roast beef
(wiggle next toe or middle finger)
This little piggy had none
(wiggle next toe or ring finger)
This little piggy went wee, wee,
wee all the way home
(wiggle little toe or pinkie)



THESE ARE BABY'S FINGERS

These are baby's fingers
(wiggle fingers),
These are baby's toes
(wiggle toes),
This is baby's belly button
(tap belly),
'Round and 'round it goes
(draw circle on belly, tickle at the end)



'ROUND AND ROUND THE GARDEN

'Round and round the garden (draw circle in baby's palm)
Like a teddy bear,
One steps, two steps (walk up baby's arm)
Hidden under there! (tickle under arm)



resources

Check out these great initiatives and resources to help navigate the first 18 months of life!

Babies Need Words Every Day. Initiative from American Library Association (ALA). The more you talk to your baby, the more they learn.

<http://www.ala.org/alsc/babiesneedwords>

NAEYC. National Association for the Education of Young Children sets standards in the early childhood world. They have great articles on what to look for when picking out child care options, as well as information on how to prepare your baby to be a life-long learner.

www.naeyc.org

Zero to Three. Great resource aimed specifically for parents of young children. You'll find great articles about different parenting issues, baby/toddler milestones, as well as what is happening in your world that impacts your baby.

www.zerotothree.org

music

Here is a list of some of our favorite music you might recognize from Baby Storytime:

African Playground by Putumayo Kids

Animal Playground: Playful Tracks from Around the World by Putumayo Kids

Caribbean Playground by Putumayo Kids

Jazz for Kids by various artists

Miss Jamie's Farm by Miss Jamie

Songs for Wiggleworms by Old Town School of Folk Music

Toddler by Sara Hickman (on Freegal)

Toddlers on Parade by Carol Hammett

The Wiggleworms Love You by Old Town School of Folk Music