


DES PLAINES PUBLIC LIBRARY

LIBRARY PLAZA
DES PLAINES, ILLINOIS



ISSUED FOR CONSTRUCTION & FINAL PERMIT

MARCH 24, 1999

CITY OF DES PLAINES
1420 Miner Street
Des Plaines, IL 60016-4498
(847) 391-5300 Fax 391-5378
OWNER

DES PLAINES PUBLIC LIBRARY
841 Graceland Avenue
Des Plaines, IL 60016
(847) 827-5551 Fax 827-7974
USER

PLAINES TOWN CENTER, L.L.C.
350 W. Hubbard St., Suite 301
Chicago, IL 60610
(847) 795-0410 Fax 795-0703
DEVELOPMENT MANAGER

OWNER SERVICES GROUP, INC.
200 West 22nd St., Suite 209
Lombard, IL 60148
(630) 916-7500 Fax 916-7502
LIBRARY'S REPRESENTATIVE

LOHAN ASSOCIATES
225 N. Michigan Ave., Suite 800
Chicago, IL 60601
(312) 938-4455 Fax 938-0929
ARCHITECTS, PLANNERS, & INTERIOR DESIGNERS

TENG & ASSOCIATES, INC.
205 N. Michigan Ave., Suite 3600
Chicago, IL 60601
(312) 616-0000 Fax 616-6069
STRUCTURAL AND MEP ENGINEERS

ENVIRONMENTAL SYSTEMS
DESIGN, INC.
55 E. Monroe St., Suite 1660
Chicago, IL 60603
(312) 372-1200 Fax 372-1222
COMMUNICATION TECHNOLOGY ENGINEERS

ABBREVIATIONS

Table of abbreviations for architectural, structural, and plumbing elements, including terms like ARCHITECTURALLY EXPOSED, STRUCTURAL STEEL, ABOVE FINISHED FLOOR, etc.

DRAWING INDEX

Table listing drawing titles and sheet numbers under the heading ARCHITECTURAL, including COVER SHEET, DRAWING INDEX, and various floor plans.

Table listing drawing titles and sheet numbers under the heading STRUCTURAL, including GENERAL NOTES, CAISSON PLAN, and MECHANICAL/ELECTRICAL details.

Table listing drawing titles and sheet numbers under the heading PLUMBING, FIRE PROTECTION, TELE-COMMUNICATIONS/ DATA, SECURITY, and PAGING & AUDIO/VISUAL.

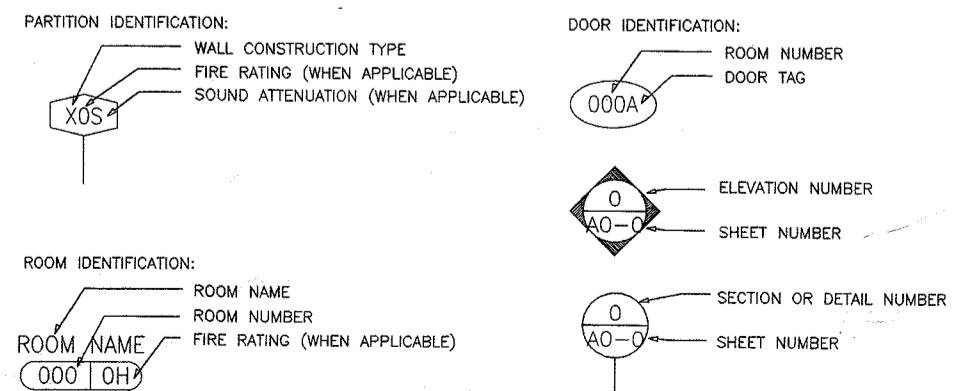
SYMBOLS LEGEND

Table mapping symbols to materials and finishes, such as ACUSTIC TILE/PANEL, ALUMINUM, BRICK, CONCRETE, etc.

NOTES

- Building Code Notes: 1. APPLICABLE CODES FOR THIS PROJECT INCLUDE: A. BOCA NATIONAL BUILDING CODE, 1996. B. BOCA NATIONAL MECHANICAL CODE, 1996. C. BOCA FIRE PREVENTION CODE, 1996. D. STATE OF ILLINOIS PLUMBING CODE, 1993. E. NATIONAL ELECTRICAL CODE, 1993. F. NFPA 101 LIFE SAFETY CODE, 1994. G. CABO MODEL ENERGY CODE, 1995. H. CITY OF DES PLAINES BUILDING CODE AMENDMENTS. I. ILLINOIS ACCESSIBILITY CODE, 1997.

KEYS LEGEND



DES PLAINES PUBLIC LIBRARY

LIBRARY PLAZA DES PLAINES, ILLINOIS

CITY OF DES PLAINES OWNER

PLAINES TOWN CENTER, L.L.C. DEVELOPMENT MANAGER

LOHAN ASSOCIATES ARCHITECTS, PLANNERS, AND INTERIOR DESIGNERS CHICAGO, ILLINOIS

TENG & ASSOCIATES STRUCTURAL & MEP ENGINEERS CHICAGO, ILLINOIS

Revision table with columns for NO., DATE, and DESCRIPTION.

Project information block including DRAWING TITLE (DRAWING INDEX, ABBREVIATIONS, SYMBOLS, & NOTES), DRAWING NUMBER (A0-1), DATE (24 MAR. 1999), SCALE (NO SCALE), and PROJECT (PROJ. 1).

**DES PLAINES
PUBLIC LIBRARY**

LIBRARY PLAZA
DES PLAINES, ILLINOIS

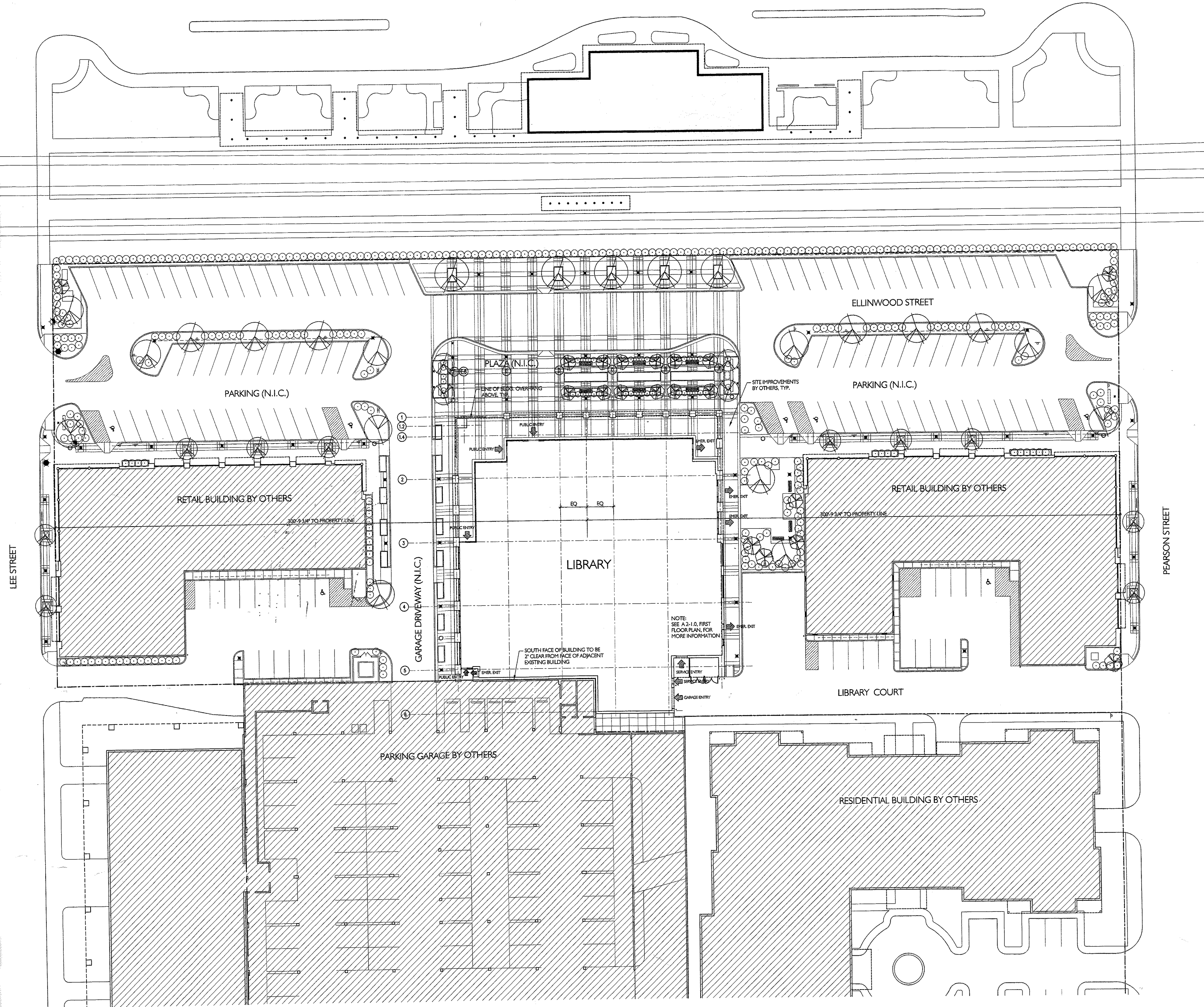
CITY OF DES PLAINES
OWNER

PLAINES TOWN CENTER, L.L.C.
DEVELOPMENT MANAGER

LOHAN ASSOCIATES
ARCHITECTS, PLANNERS, AND INTERIOR DESIGNERS
CHICAGO, ILLINOIS

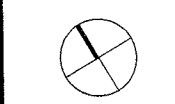
TENG & ASSOCIATES
STRUCTURAL & MEP ENGINEERS
CHICAGO, ILLINOIS

NOTE:
COORDINATE LOCATION OF BUILDING WITH WORK
OF SITE IMPROVEMENTS BY OTHERS




1 SITE PLAN
SCALE: 1" = 20'-0"

NO.	DATE	DESCRIPTION
4	03/24/99	ISSUED FOR CONSTRUCTION & FINAL PERMIT
3	01/11/99	ISSUED FOR BID & PERMIT
2	11/24/98	50% CD REVIEW
1	09/15/98	DESIGN DEVELOPMENT



DRAWING TITLE:

SITE PLAN

SEAL:  DRAWING NUMBER:
AI-1
DATE: 24 MAR. 1999
SCALE: 1"=20'-0"
DRAWN: MCB
PROJ. NO.: 98260
© 1999 LOHAN ASSOCIATES, INC.

DES PLAINES
PUBLIC LIBRARY

LIBRARY PLAZA
DES PLAINES, ILLINOIS

CITY OF DES PLAINES
OWNER

PLAINES TOWN CENTER, L.L.C.
DEVELOPMENT MANAGER

LOHAN ASSOCIATES
ARCHITECTS, PLANNERS, AND INTERIOR DESIGNERS
CHICAGO, ILLINOIS

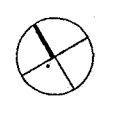
TENG & ASSOCIATES
STRUCTURAL & MEP ENGINEERS
CHICAGO, ILLINOIS

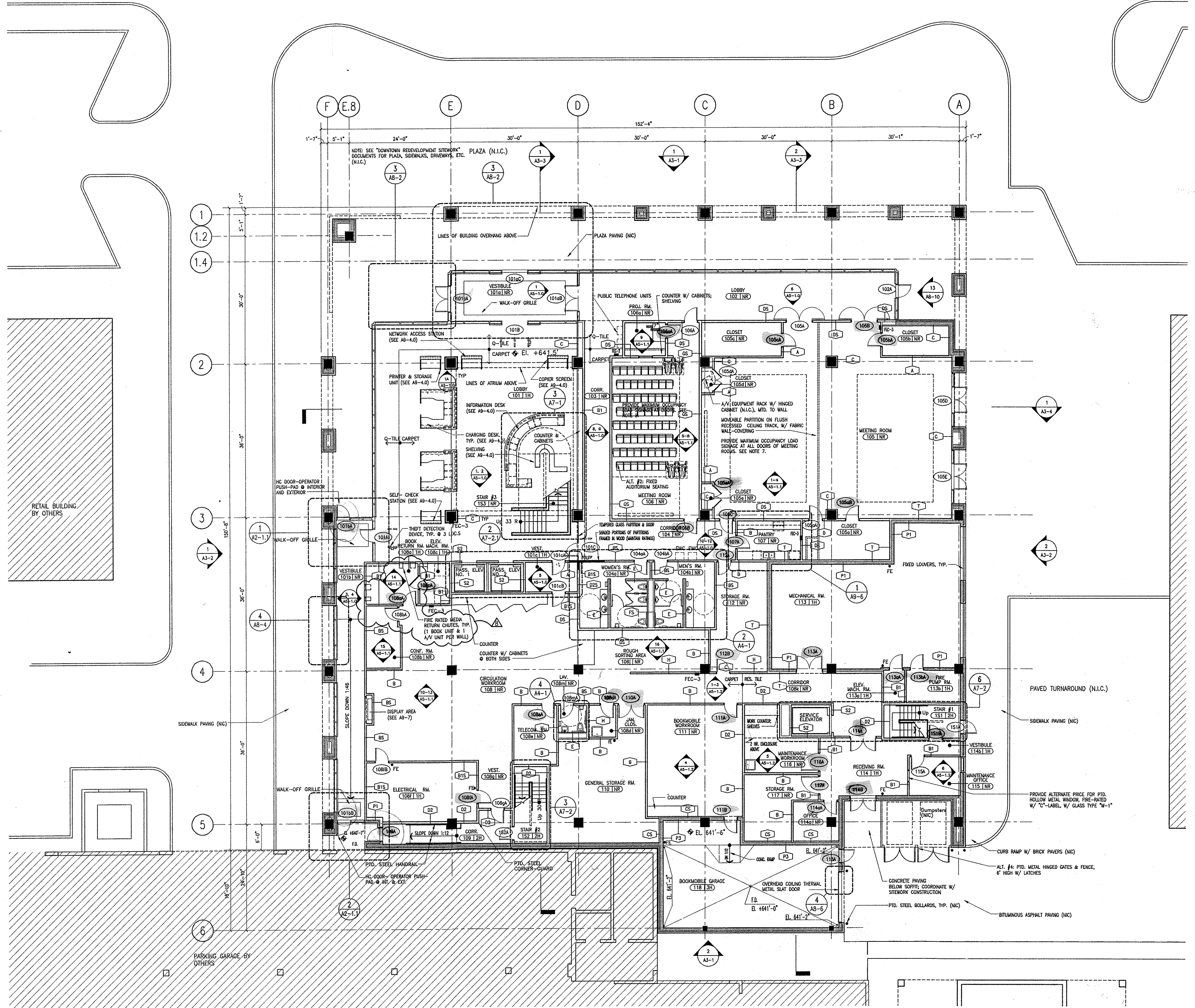
NOTES

- REFER TO A0-1 FOR ABBREVIATIONS, SYMBOLS, AND NOTES.
- REFER TO A9-1 FOR PARTITION TYPES.
- REFER TO A9-2 FOR ROOM FINISH SCHEDULE.
- REFER TO A9-3.0, 3.1 FOR DOOR SCHEDULE & DETAILS.
- REFER TO A9 SHEETS FOR MILLWORK AND OTHER INTERIOR DETAILS.
- REFER TO SPECIFICATIONS FOR FIRE EXTINGUISHER (FE) AND FIRE EXTINGUISHER CABINET (FEC) TYPES.
- AT MEETING ROOM 105, PROVIDE OCCUPANCY LOAD SIGNAGE AS FOLLOWS:
FULL USE - 333 PEOPLE, CHAIRS ONLY
155 PEOPLE, TABLES & CHAIRS.
EAST ROOM USE - 178 PEOPLE, CHAIRS ONLY
83 PEOPLE, TABLES & CHAIRS.
WEST ROOM USE - 155 PEOPLE, CHAIRS ONLY
72 PEOPLE, TABLES & CHAIRS.
- PROVIDE OCCUPANCY LOAD SIGNAGE AS FOLLOWS: MAXIMUM OCCUPANCY LOAD SHALL BE 70 PEOPLE

NO.	DATE	DESCRIPTION
8	01/12/00	ASI #008
7	01/06/00	PROPOSAL REQUEST NO. 14
6	12/15/99	CONSOLIDATED ISSUE PER ASI-007
5	03/24/99	ISSUED FOR CONSTRUCTION & FINAL PERMIT
4	01/29/99	ADDENDUM NO. 2
3	01/11/99	ISSUED FOR BID & PERMIT
2	11/24/98	50% CD REVIEW
1	09/15/98	DESIGN DEVELOPMENT

DRAWING TITLE:
FIRST FLOOR PLAN

SEAL:  DRAWING NUMBER:
A2-1.0
DATE: 24 MAR. 1999
SCALE: 1/8" = 1'
DRAWN: MCB
PROJ. NO.: 98260
© 1999 LOHAN ASSOCIATES, INC.



DES PLAINES
PUBLIC LIBRARY

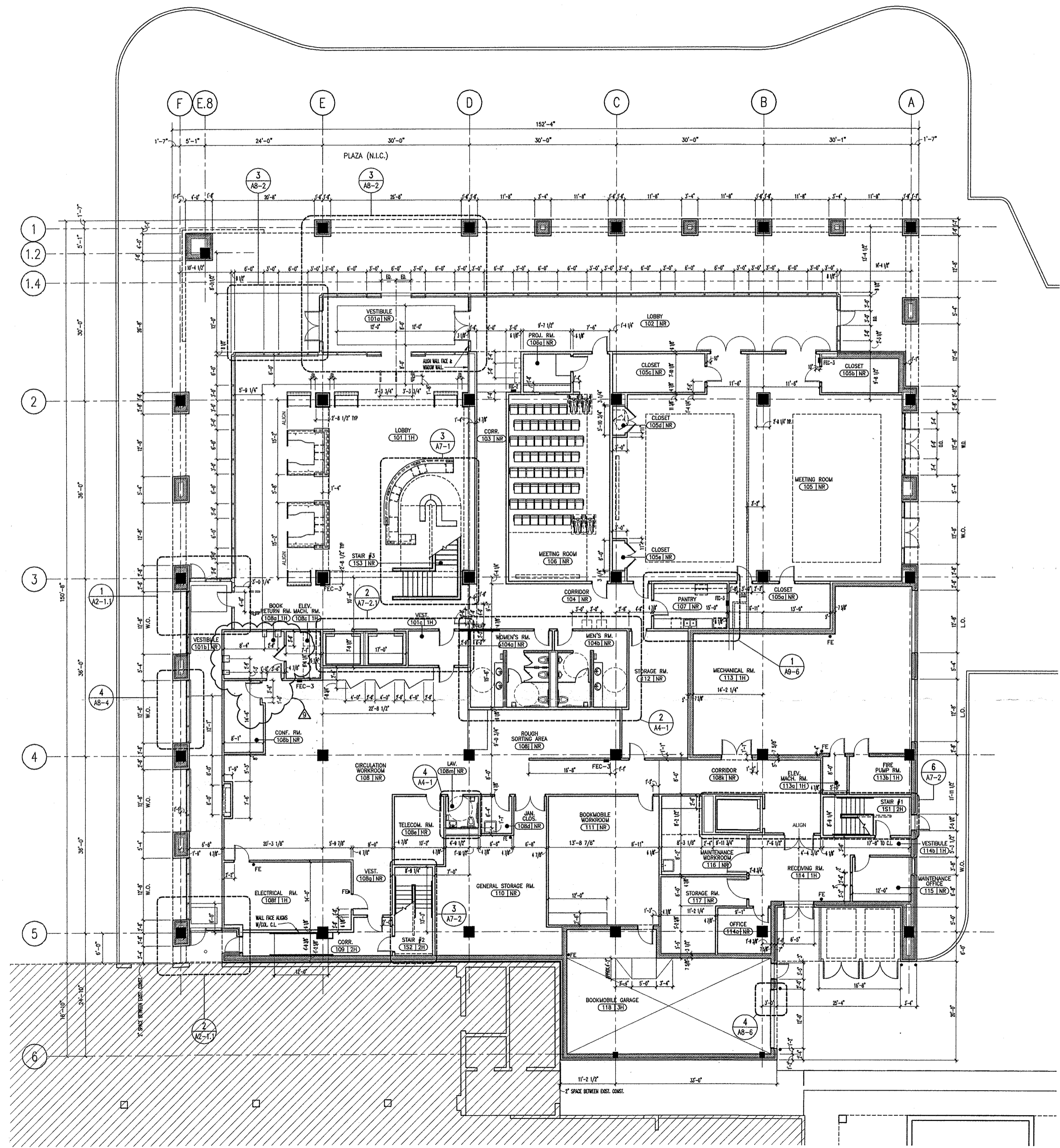
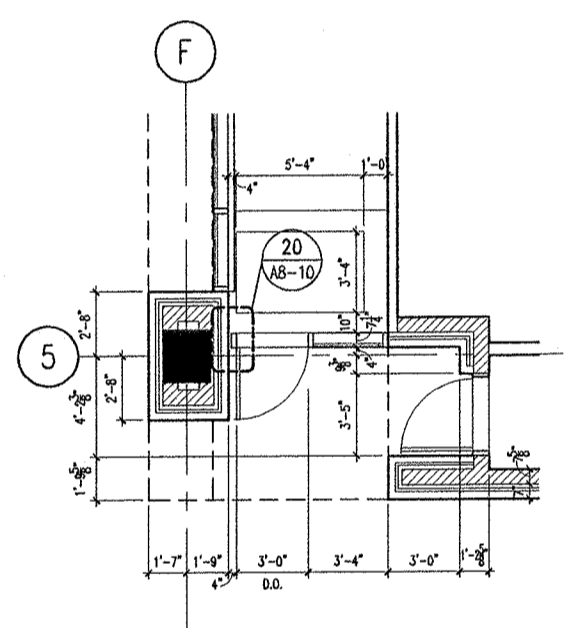
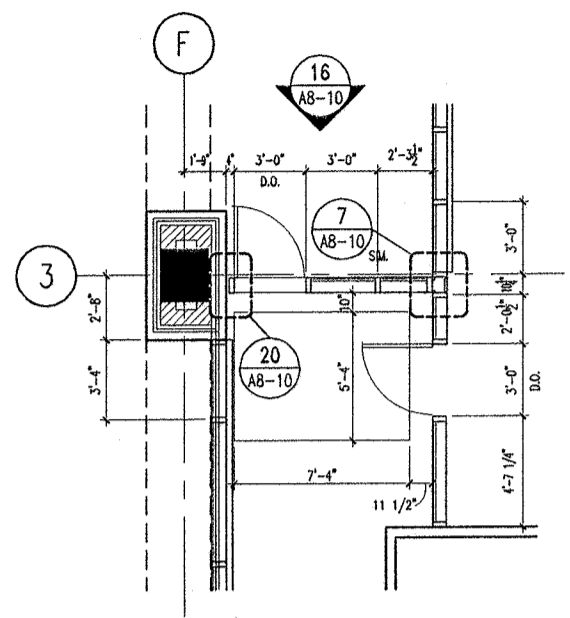
LIBRARY PLAZA
DES PLAINES, ILLINOIS

CITY OF DES PLAINES
OWNER

PLAINES TOWN CENTER, L.L.C.
DEVELOPMENT MANAGER

LOHAN ASSOCIATES
ARCHITECTS, PLANNERS, AND INTERIOR DESIGNERS
CHICAGO, ILLINOIS

TENG & ASSOCIATES
STRUCTURAL & MEP ENGINEERS
CHICAGO, ILLINOIS



NO.	DATE	DESCRIPTION
9	01/12/00	ASI #008
8	01/06/00	PROPOSAL REQUEST NO. 14
7	01/04/00	PROPOSAL REQUEST NO. 13
6	12/15/99	CONSOLIDATED ISSUE PER ASI-007
5	03/24/99	ISSUED FOR CONSTRUCTION & FINAL PERMIT
3	01/11/99	ISSUED FOR BID & PERMIT
2	11/24/98	50% CD REVIEW
1	09/15/98	DESIGN DEVELOPMENT

DRAWING TITLE:
**FIRST FLOOR
DIMENSION PLAN**

SEAL: _____

DRAWING NUMBER:
A2-1.1

DATE: 24 MAR. 1999
SCALE: 1/8" = 1'
DRAWN: MCB/VMC
PROJ. NO.: 98260

© 1999 LOHAN ASSOCIATES, INC.

**DES PLAINES
PUBLIC LIBRARY**

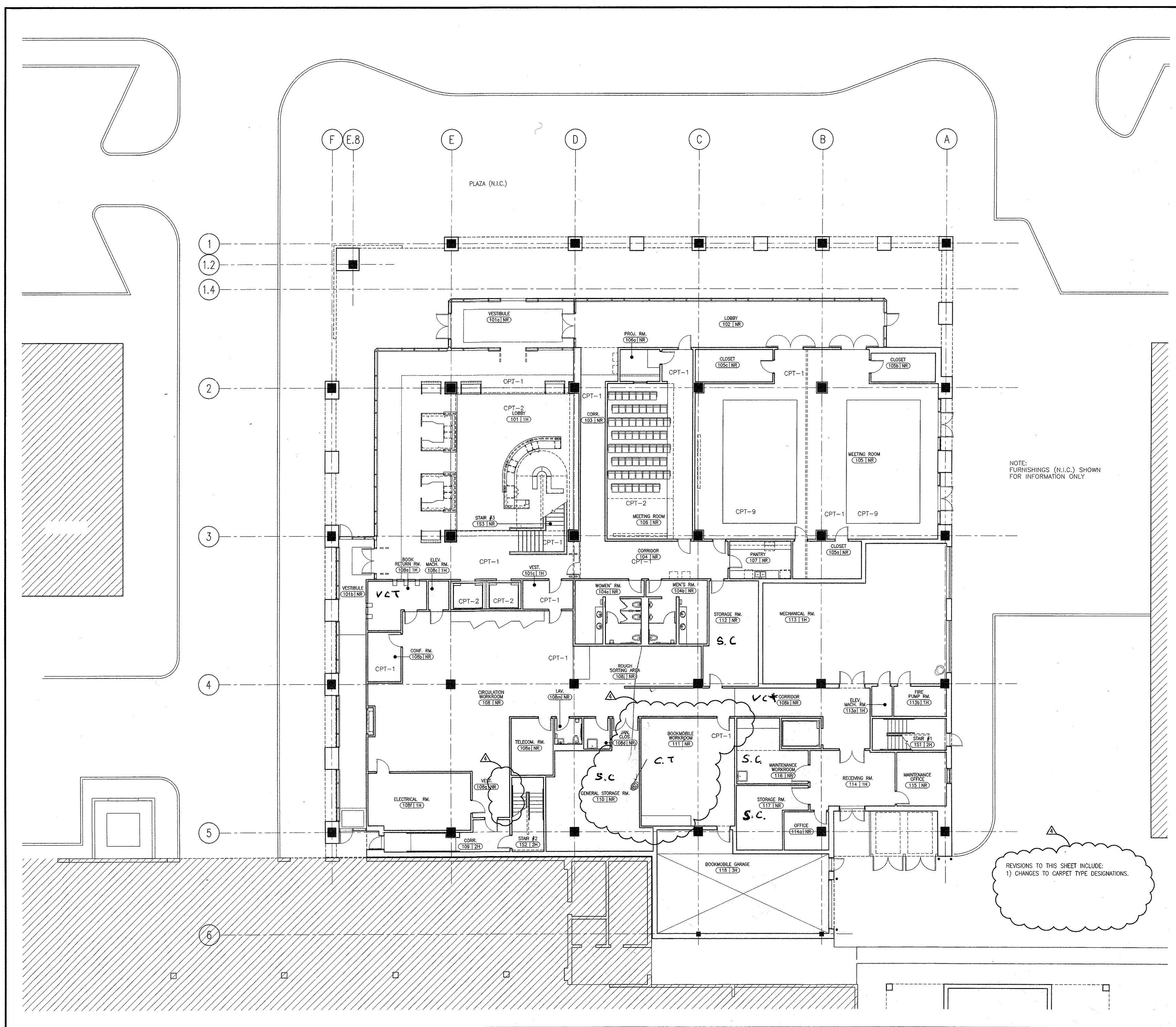
LIBRARY PLAZA
DES PLAINES, ILLINOIS

CITY OF DES PLAINES
OWNER

PLAINES TOWN CENTER, L.L.C.
DEVELOPMENT MANAGER

LOHAN ASSOCIATES
ARCHITECTS, PLANNERS, AND INTERIOR DESIGNERS
CHICAGO, ILLINOIS

TENG & ASSOCIATES
STRUCTURAL & MEP ENGINEERS
CHICAGO, ILLINOIS



NOTE:
FURNISHINGS (N.I.C.) SHOWN
FOR INFORMATION ONLY

REVISIONS TO THIS SHEET INCLUDE:
1) CHANGES TO CARPET TYPE DESIGNATIONS.

NO.	DATE	DESCRIPTION
4	03/24/99	ISSUED FOR CONSTRUCTION & FINAL PERMIT
3	01/11/99	ISSUED FOR BID & PERMIT
2	11/24/98	SOC. CD REVIEW
1	09/15/98	DESIGN DEVELOPMENT

DRAWING TITLE:

**FIRST FLOOR
FLOORING PLAN**

SEAL:

DRAWING NUMBER:
A2-1.2

DATE: 24 MAR. 1999
SCALE: 1/8" = 1'
DRAWN: MCB/CS
PROJ. NO.: 98260

**DES PLAINES
PUBLIC LIBRARY**

LIBRARY PLAZA
DES PLAINES, ILLINOIS

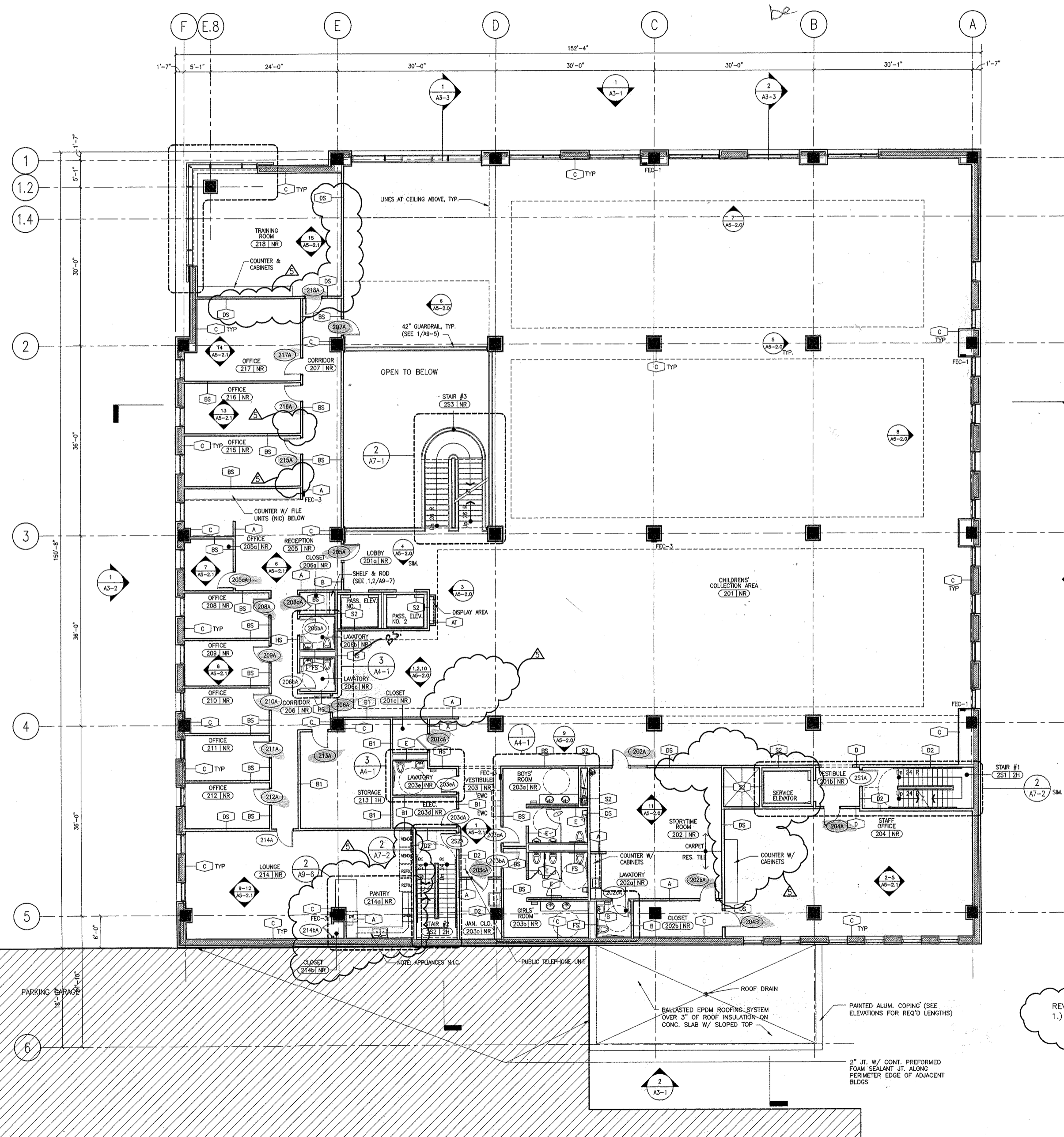
CITY OF DES PLAINES
OWNER

PLAINES TOWN CENTER, L.L.C.
DEVELOPMENT MANAGER

LOHAN ASSOCIATES
ARCHITECTS, PLANNERS, AND INTERIOR DESIGNERS
CHICAGO, ILLINOIS

TENG & ASSOCIATES
STRUCTURAL & MEP ENGINEERS
CHICAGO, ILLINOIS

- NOTES:
1. REFER TO A0-1 FOR ABBREVIATIONS, SYMBOLS, AND NOTES.
 2. REFER TO A9-1 FOR PARTITION TYPES.
 3. REFER TO A9-2 FOR ROOM FINISH SCHEDULE.
 4. REFER TO A9-3.0, 3.1 FOR DOOR SCHEDULE & DETAILS.
 5. REFER TO A9 SHEETS FOR MILLWORK AND OTHER INTERIOR DETAILS.
 6. REFER TO SPECIFICATIONS FOR FIRE EXTINGUISHER (FE) AND FIRE EXTINGUISHER CABINET (FEC) TYPES.



NO.	DATE	DESCRIPTION
5	03/24/99	ISSUED FOR CONSTRUCTION & FINAL PERMIT
4	01/29/99	ADDENDUM NO. 2
3	01/11/99	ISSUED FOR BID & PERMIT
2	11/24/98	50% CD REVIEW
1	09/15/98	DESIGN DEVELOPMENT

DRAWING TITLE:
SECOND FLOOR PLAN

SEAL: _____
DRAWING NUMBER:
A2-2.0
DATE: 24 MAR. 1999
SCALE: 1/8" = 1'
DRAWN: MCB
PROJ. NO.: 98260

REVISIONS TO THIS INCLUDE:
1.) PARTITION TYPE REVISIONS AT TOILET ROOMS

DES PLAINES
PUBLIC LIBRARY

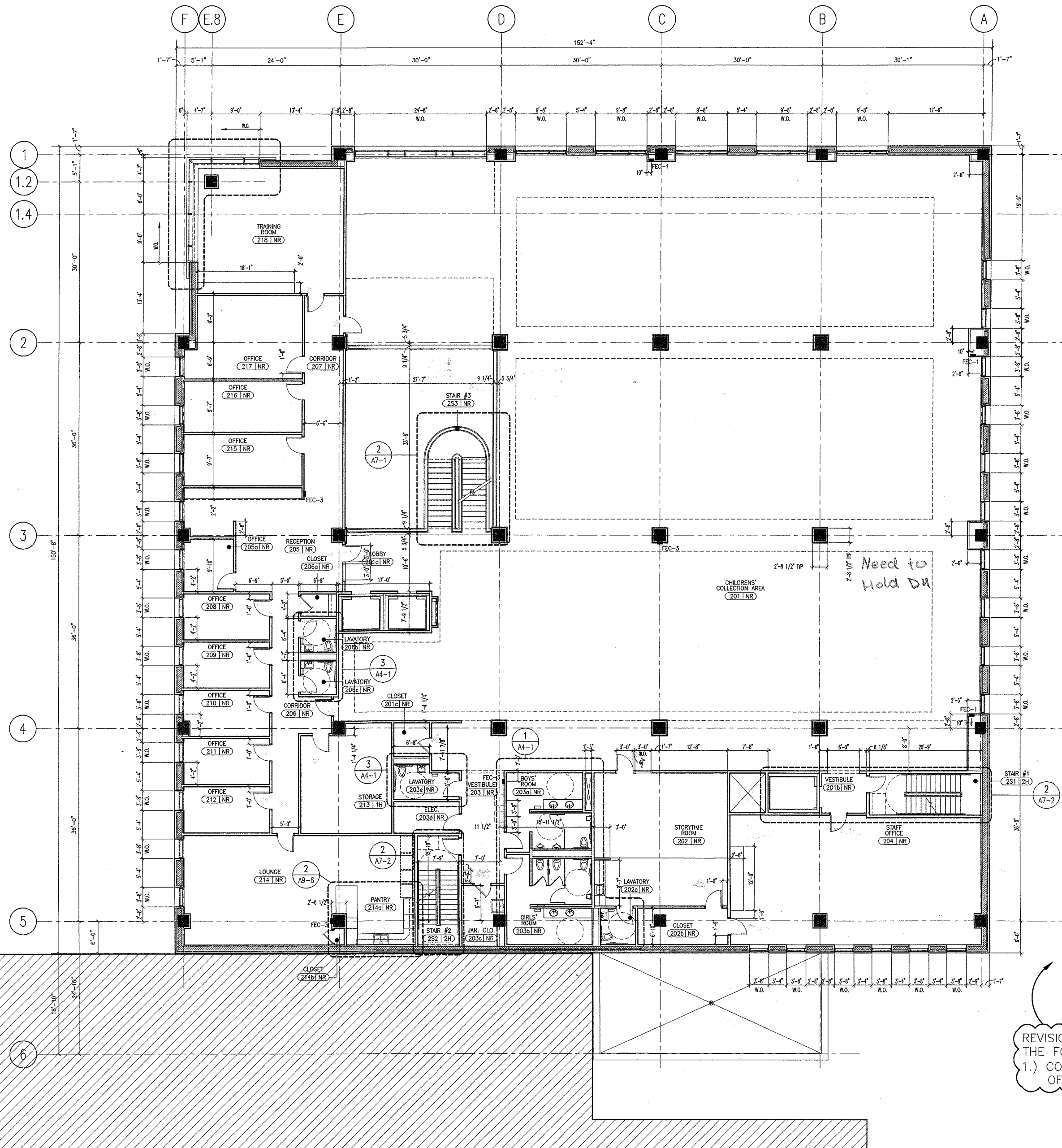
LIBRARY PLAZA
DES PLAINES, ILLINOIS

CITY OF DES PLAINES
OWNER

PLAINES TOWN CENTER, L.L.C.
DEVELOPMENT MANAGER

LOHAN ASSOCIATES
ARCHITECTS, PLANNERS, AND INTERIOR DESIGNERS
CHICAGO, ILLINOIS

TENG & ASSOCIATES
STRUCTURAL & MEP ENGINEERS
CHICAGO, ILLINOIS



REVISIONS TO THIS SHEET INCLUDE THE FOLLOWING:
1.) COMPLETION & COORDINATION OF DIMENSIONING

NO.	DATE	DESCRIPTION
4	03/24/99	ISSUED FOR CONSTRUCTION & FINAL PERMIT
3	01/11/99	ISSUED FOR BID & PERMIT
2	11/24/98	SOK CD REVIEW
1	09/15/98	DESIGN DEVELOPMENT

DRAWING TITLE:

SECOND FLOOR
DIMENSION PLAN

SEAL: _____ DRAWING NUMBER:
A2-2.1
DATE: 24 MAR. 1999
SCALE: 1/8" = 1'
DRAWN: MCB/VMC
PROJ. NO.: 98260

DES PLAINES
PUBLIC LIBRARY

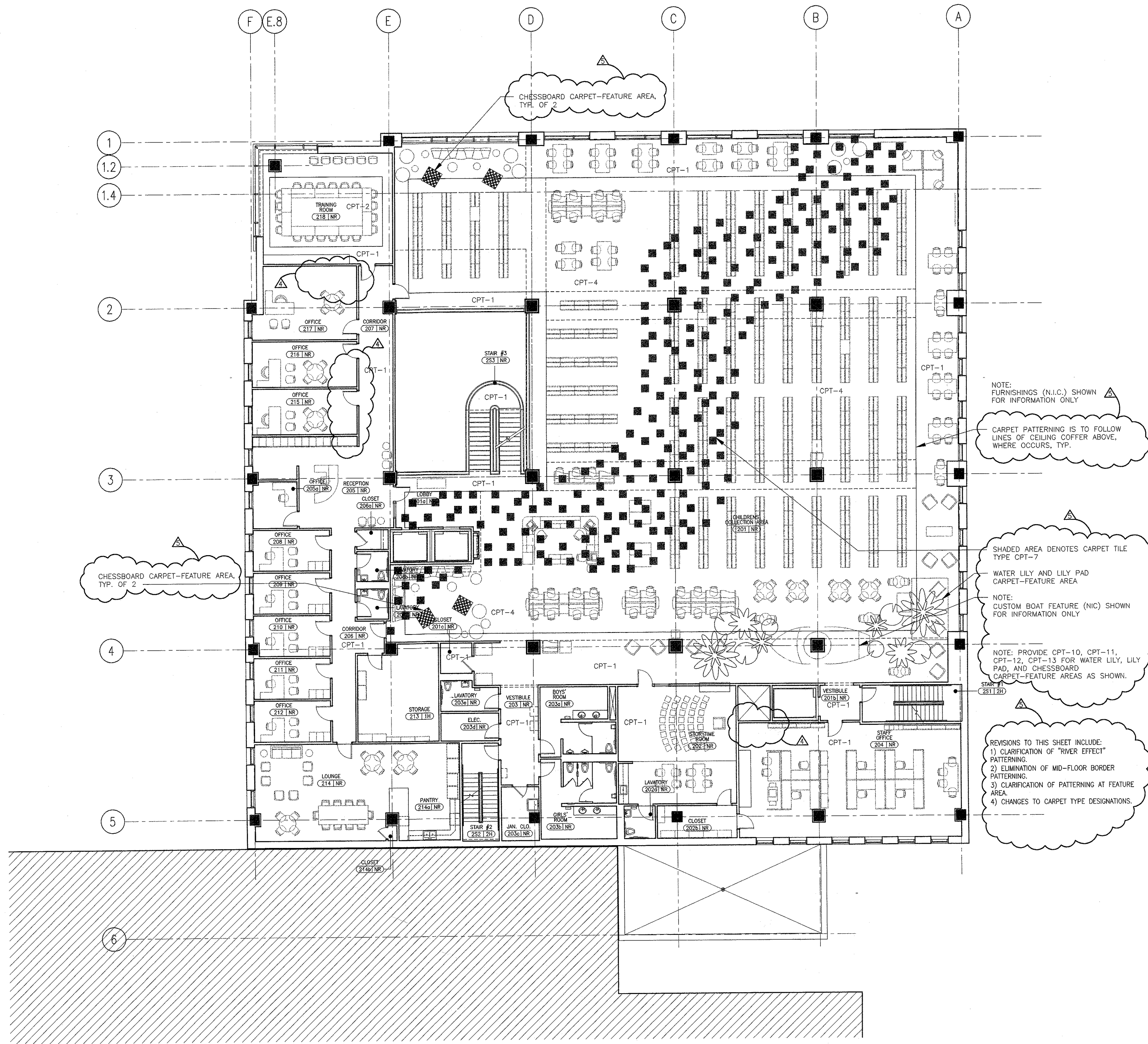
LIBRARY PLAZA
DES PLAINES, ILLINOIS

CITY OF DES PLAINES
OWNER

PLAINES TOWN CENTER, L.L.C.
DEVELOPMENT MANAGER

LOHAN ASSOCIATES
ARCHITECTS, PLANNERS, AND INTERIOR DESIGNERS
CHICAGO, ILLINOIS

TENG & ASSOCIATES
STRUCTURAL & MEP ENGINEERS
CHICAGO, ILLINOIS



NO.	DATE	DESCRIPTION
5	03/24/99	ISSUED FOR CONSTRUCTION & FINAL PERMIT
4	01/21/99	ADDENDUM NO. 1
3	12/30/98	ISSUED FOR BID & PERMIT
2	11/24/98	50% CD REVIEW
1	09/15/98	DESIGN DEVELOPMENT

DRAWING TITLE:

SECOND FLOOR
FLOORING PLAN

SEAL:

DRAWING NUMBER:
A2-2.2

DATE: 24 MAR. 1999
SCALE: 1/8" = 1'
DRAWN: MCB/CS
PROJ. NO.: 98260

© 1999 LOHAN ASSOCIATES, INC.

DES PLAINES
PUBLIC LIBRARY

LIBRARY PLAZA
DES PLAINES, ILLINOIS

CITY OF DES PLAINES
OWNER

PLAINES TOWN CENTER, L.L.C.
DEVELOPMENT MANAGER

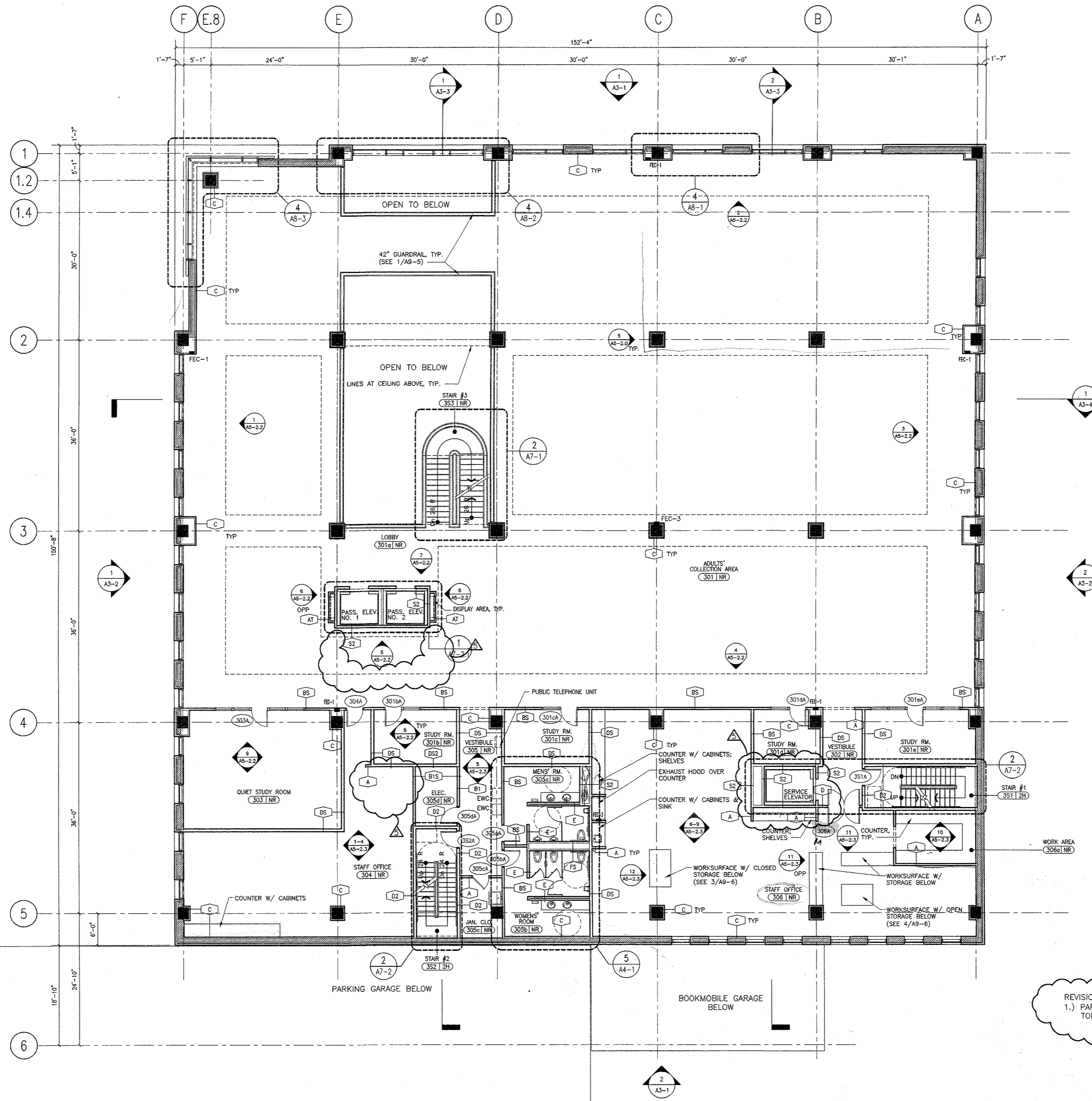
LOHAN ASSOCIATES
ARCHITECTS, PLANNERS, AND INTERIOR DESIGNERS
CHICAGO, ILLINOIS

TENG & ASSOCIATES
STRUCTURAL & MEP ENGINEERS
CHICAGO, ILLINOIS

NOTES:

- REFER TO A0-1 FOR ABBREVIATIONS, SYMBOLS, AND NOTES.
- REFER TO A9-1 FOR PARTITION TYPES.
- REFER TO A9-2 FOR ROOM FINISH SCHEDULE.
- REFER TO A9-3.0, 3.1 FOR DOOR SCHEDULE & DETAILS.
- REFER TO A9 SHEETS FOR MILLWORK AND OTHER INTERIOR DETAILS.
- REFER TO SPECIFICATIONS FOR FIRE EXTINGUISHER (FE) AND FIRE EXTINGUISHER CABINET (FEC) TYPES.

10'6"



NO.	DATE	DESCRIPTION
5	03/24/99	ISSUED FOR CONSTRUCTION & FINAL PERMIT
4	01/29/99	ADDENDUM NO. 2
3	01/11/99	ISSUED FOR BID & PERMIT
2	11/24/98	50% CD REVIEW
1	09/15/98	DESIGN DEVELOPMENT

DRAWING TITLE:

THIRD FLOOR PLAN

SEAL:

DRAWING NUMBER:

A2-3.0

DATE: 24 MAR. 1999

SCALE: 1/8" = 1'

DRAWN: MCB

PROJ. NO.: 98260

© 1999 LOHAN ASSOCIATES, INC.

DES PLAINES
PUBLIC LIBRARY

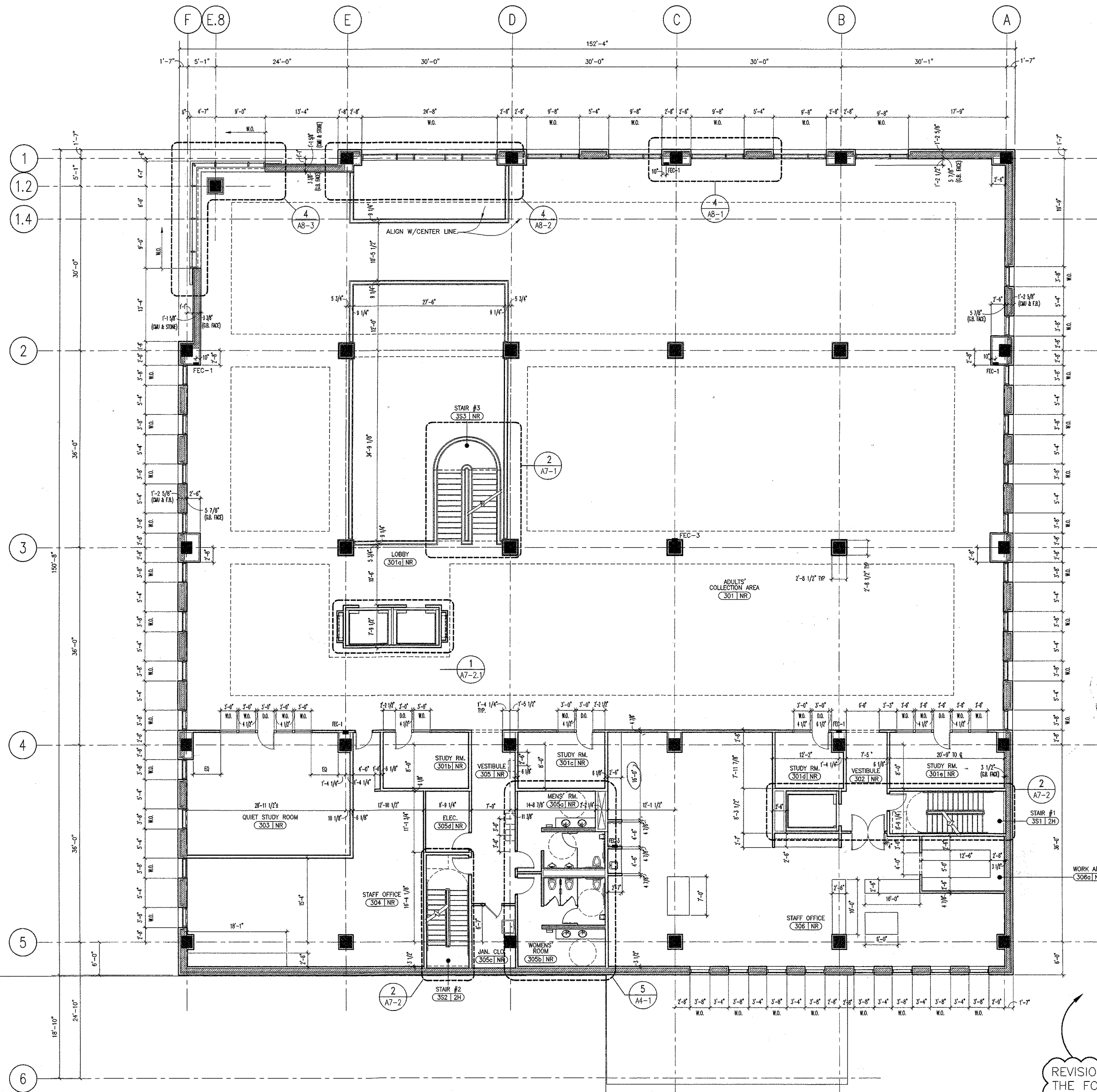
LIBRARY PLAZA
DES PLAINES, ILLINOIS

CITY OF DES PLAINES
OWNER

PLAINES TOWN CENTER, L.L.C.
DEVELOPMENT MANAGER

LOHAN ASSOCIATES
ARCHITECTS, PLANNERS, AND INTERIOR DESIGNERS
CHICAGO, ILLINOIS

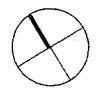
TENG & ASSOCIATES
STRUCTURAL & MEP ENGINEERS
CHICAGO, ILLINOIS



REVISIONS TO THIS SHEET INCLUDE
THE FOLLOWING:
1.) COMPLETION & COORDINATION
OF DIMENSIONING

NO.	DATE	DESCRIPTION
4	03/24/99	ISSUED FOR CONSTRUCTION & FINAL PERMIT
3	01/11/99	ISSUED FOR BID & PERMIT
2	11/24/98	50% CD REVIEW
1	09/15/98	DESIGN DEVELOPMENT

DRAWING TITLE:
**THIRD FLOOR
DIMENSION PLAN**

SEAL: 

DRAWING NUMBER:
A2-3.1

DATE: 24 MAR. 1999
SCALE: 1/8" = 1'
DRAWN: MCB/WMC
PROJ. NO.: 98260

DES PLAINES
PUBLIC LIBRARY

LIBRARY PLAZA
DES PLAINES, ILLINOIS

CITY OF DES PLAINES
OWNER

PLAINES TOWN CENTER, L.L.C.
DEVELOPMENT MANAGER

LOHAN ASSOCIATES
ARCHITECTS, PLANNERS, AND INTERIOR DESIGNERS
CHICAGO, ILLINOIS

TENG & ASSOCIATES
STRUCTURAL & MEP ENGINEERS
CHICAGO, ILLINOIS



NO.	DATE	DESCRIPTION
5	03/24/99	ISSUED FOR CONSTRUCTION & FINAL PERMIT
4	01/21/99	ADDENDUM NO. 1
3	01/11/99	ISSUED FOR BID & PERMIT
2	11/24/98	50% CD REVIEW
1	09/15/98	DESIGN DEVELOPMENT

DRAWING TITLE:
**THIRD FLOOR
FLOORING PLAN**

SEAL: _____ DRAWING NUMBER:
A2-3.2
DATE: 24 MAR. 1999
SCALE: 1/8" = 1'
DRAWN: MCB/CS
PROJ. NO.: 98260

DES PLAINES
PUBLIC LIBRARY

LIBRARY PLAZA
DES PLAINES, ILLINOIS

CITY OF DES PLAINES
OWNER

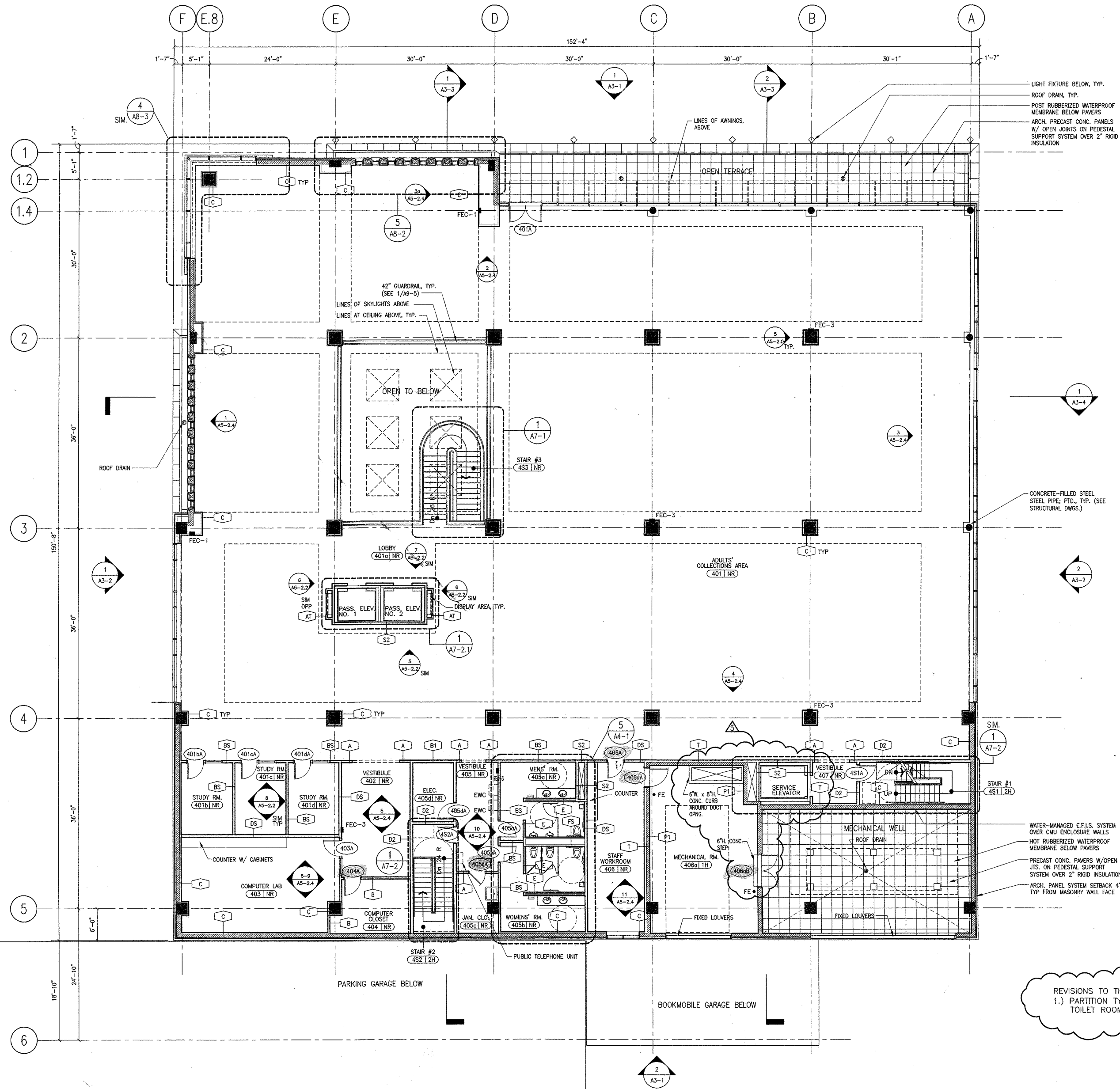
PLAINES TOWN CENTER, L.L.C.
DEVELOPMENT MANAGER

LOHAN ASSOCIATES
ARCHITECTS, PLANNERS, AND INTERIOR DESIGNERS
CHICAGO, ILLINOIS

TENG & ASSOCIATES
STRUCTURAL & MEP ENGINEERS
CHICAGO, ILLINOIS

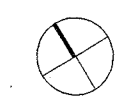
NOTES:

1. REFER TO A0-1 FOR ABBREVIATIONS, SYMBOLS, AND NOTES.
2. REFER TO A9-1 FOR PARTITION TYPES.
3. REFER TO A9-2 FOR ROOM FINISH SCHEDULE.
4. REFER TO A9-3.0, 3.1 FOR DOOR SCHEDULE & DETAILS.
5. REFER TO A9 SHEETS FOR MILLWORK AND OTHER INTERIOR DETAILS.
6. REFER TO SPECIFICATIONS FOR FIRE EXTINGUISHER (FE) AND FIRE EXTINGUISHER CABINET (FEC) TYPES.



NO.	DATE	DESCRIPTION
5	03/24/99	ISSUED FOR CONSTRUCTION & FINAL PERMIT
4	01/29/99	ADDENDUM NO. 2
3	01/11/99	ISSUED FOR BID & PERMIT
2	11/24/98	50% CD REVIEW
1	09/15/98	DESIGN DEVELOPMENT

DRAWING TITLE:
FOURTH FLOOR PLAN

SEAL:  DRAWING NUMBER:
A2-4.0
DATE: 24 MAR. 1999
SCALE: 1/8" = 1'
DRAWN: MCB
PROJ. NO.: 98260

REVISIONS TO THIS INCLUDE:
1.) PARTITION TYPE REVISIONS AT TOILET ROOMS

DES PLAINES
PUBLIC LIBRARY

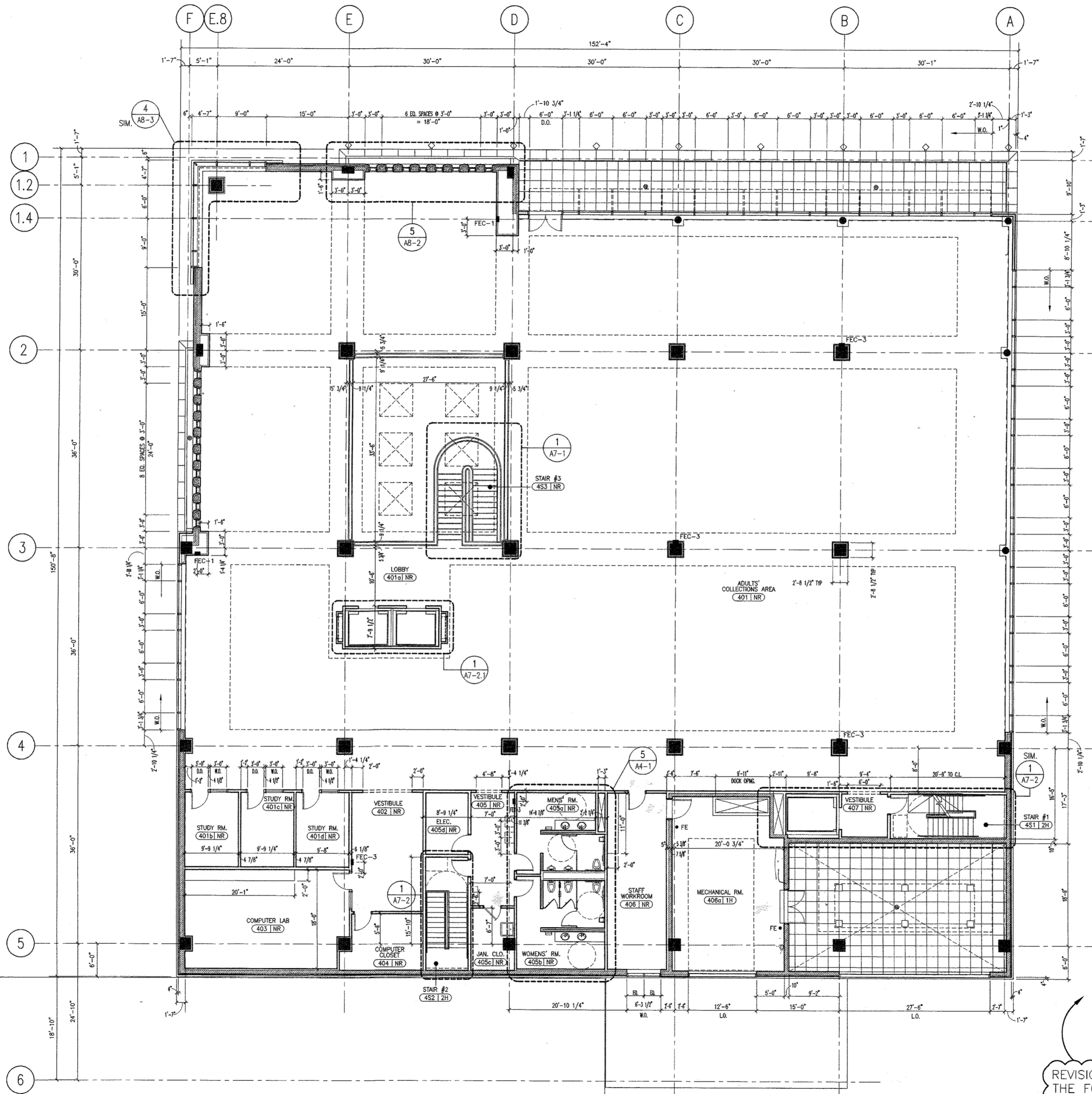
LIBRARY PLAZA
DES PLAINES, ILLINOIS

CITY OF DES PLAINES
OWNER

PLAINES TOWER CENTER, L.L.C.
DEVELOPMENT MANAGER

LOHAN ASSOCIATES
ARCHITECTS, PLANNERS, AND INTERIOR DESIGNERS
CHICAGO, ILLINOIS

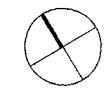
TENG & ASSOCIATES
STRUCTURAL & MEP ENGINEERS
CHICAGO, ILLINOIS



REVISIONS TO THIS SHEET INCLUDE THE FOLLOWING:
1.) COMPLETION & COORDINATION OF DIMENSIONING

NO.	DATE	DESCRIPTION
4	03/24/99	ISSUED FOR CONSTRUCTION & FINAL PERMIT
3	01/11/99	ISSUED FOR BID & PERMIT
2	11/24/98	50% CD REVIEW
1	09/15/98	DESIGN DEVELOPMENT

DRAWING TITLE:
**FOURTH FLOOR
DIMENSION PLAN**

SEAL:  DRAWING NUMBER:
A2-4.1
DATE: 24 MAR. 1999
SCALE: 1/8" = 1'
DRAWN: MCB/VMC
PROJ. NO.: 98260
© 1999 LOHAN ASSOCIATES, INC.

DES PLAINES
PUBLIC LIBRARY

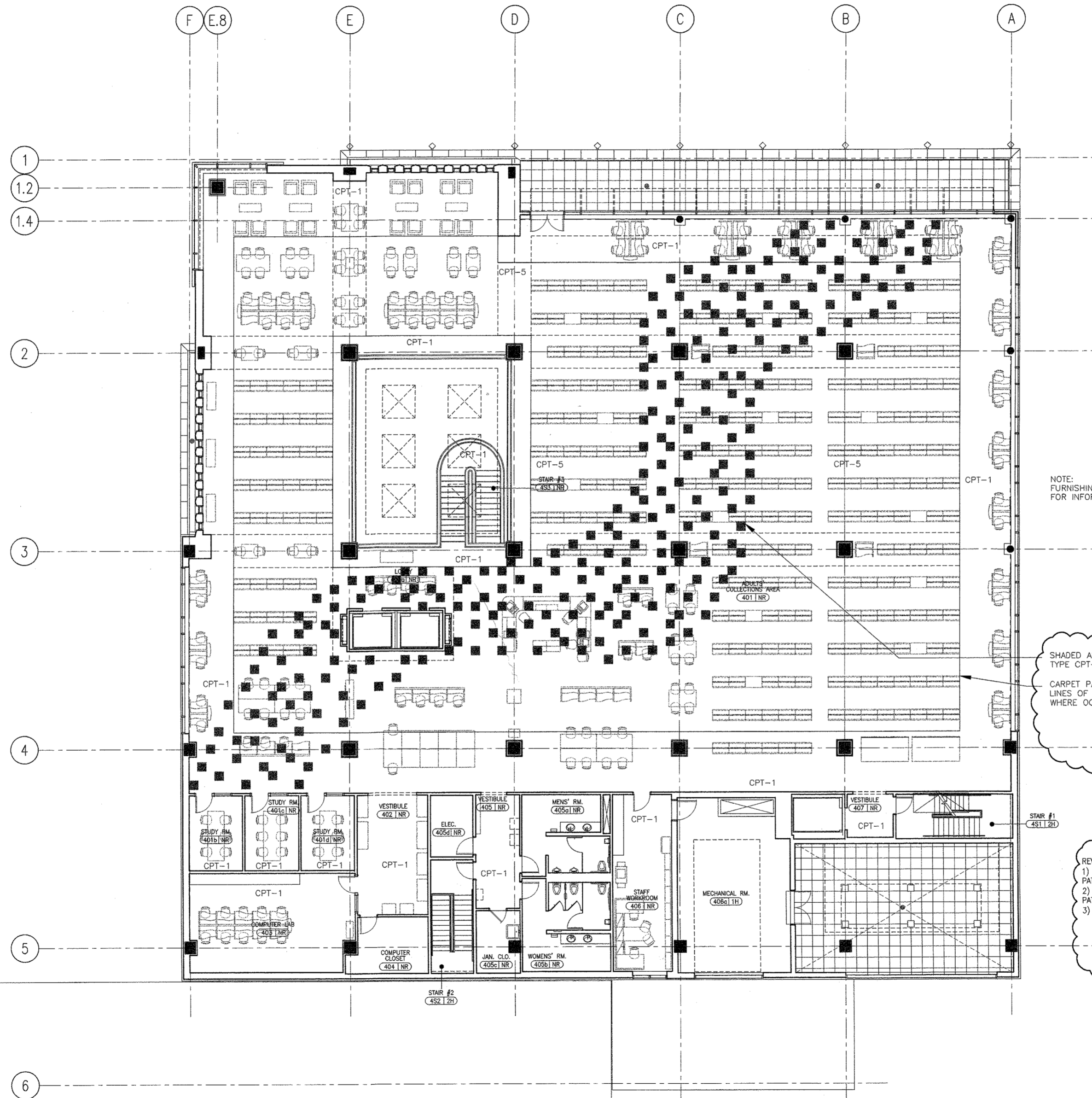
LIBRARY PLAZA
DES PLAINES, ILLINOIS

CITY OF DES PLAINES
OWNER

PLAINES TOWN CENTER, L.L.C.
DEVELOPMENT MANAGER

LOHAN ASSOCIATES
ARCHITECTS, PLANNERS, AND INTERIOR DESIGNERS
CHICAGO, ILLINOIS

TENG & ASSOCIATES
STRUCTURAL & MEP ENGINEERS
CHICAGO, ILLINOIS



NOTE:
FURNISHINGS (N.I.C.) SHOWN
FOR INFORMATION ONLY

SHADED AREA DENOTES CARPET TILE
TYPE CPT-8
CARPET PATTERNING IS TO FOLLOW
LINES OF CEILING COFFER ABOVE,
WHERE OCCURS, TYP.

REVISIONS TO THIS SHEET INCLUDE:
1) CLARIFICATION OF "RIVER EFFECT"
PATTERNING.
2) ELIMINATION OF MID-FLOOR BORDER
PATTERNING.
3) CHANGES TO CARPET TYPE DESIGNATIONS.

NO.	DATE	DESCRIPTION
5	03/24/99	ISSUED FOR CONSTRUCTION & FINAL PERMIT
4	01/21/99	ADDENDUM NO. 1
3	01/11/99	ISSUED FOR BID & PERMIT
2	11/24/98	SOX CD REVIEW
1	09/15/98	DESIGN DEVELOPMENT

DRAWING TITLE:

FOURTH FLOOR
FLOORING PLAN

SEAL:

DRAWING NUMBER:

A2-4.2

DATE: 24 MAR. 1999

SCALE: 1/8" = 1'

DRAWN: MCB/CS

PROJ. NO.: 98260

© 1999 LOHAN ASSOCIATES, INC.

DES PLAINES
PUBLIC LIBRARY

LIBRARY PLAZA
DES PLAINES, ILLINOIS

CITY OF DES PLAINES
OWNER

PLAINES TOWN CENTER, L.L.C.
DEVELOPMENT MANAGER

LOHAN ASSOCIATES
ARCHITECTS, PLANNERS, AND INTERIOR DESIGNERS
CHICAGO, ILLINOIS

TENG & ASSOCIATES
STRUCTURAL & MEP ENGINEERS
CHICAGO, ILLINOIS

NO.	DATE	DESCRIPTION
4	03/24/99	ISSUED FOR CONSTRUCTION & FINAL PERMIT
3	01/11/99	ISSUED FOR BID & PERMIT
2	11/24/98	50% CD REVIEW
1	09/15/98	DESIGN DEVELOPMENT

DRAWING TITLE:

ROOF PLAN

SEAL:

DRAWING NUMBER:

A2-5

DATE: 24 MAR. 1999

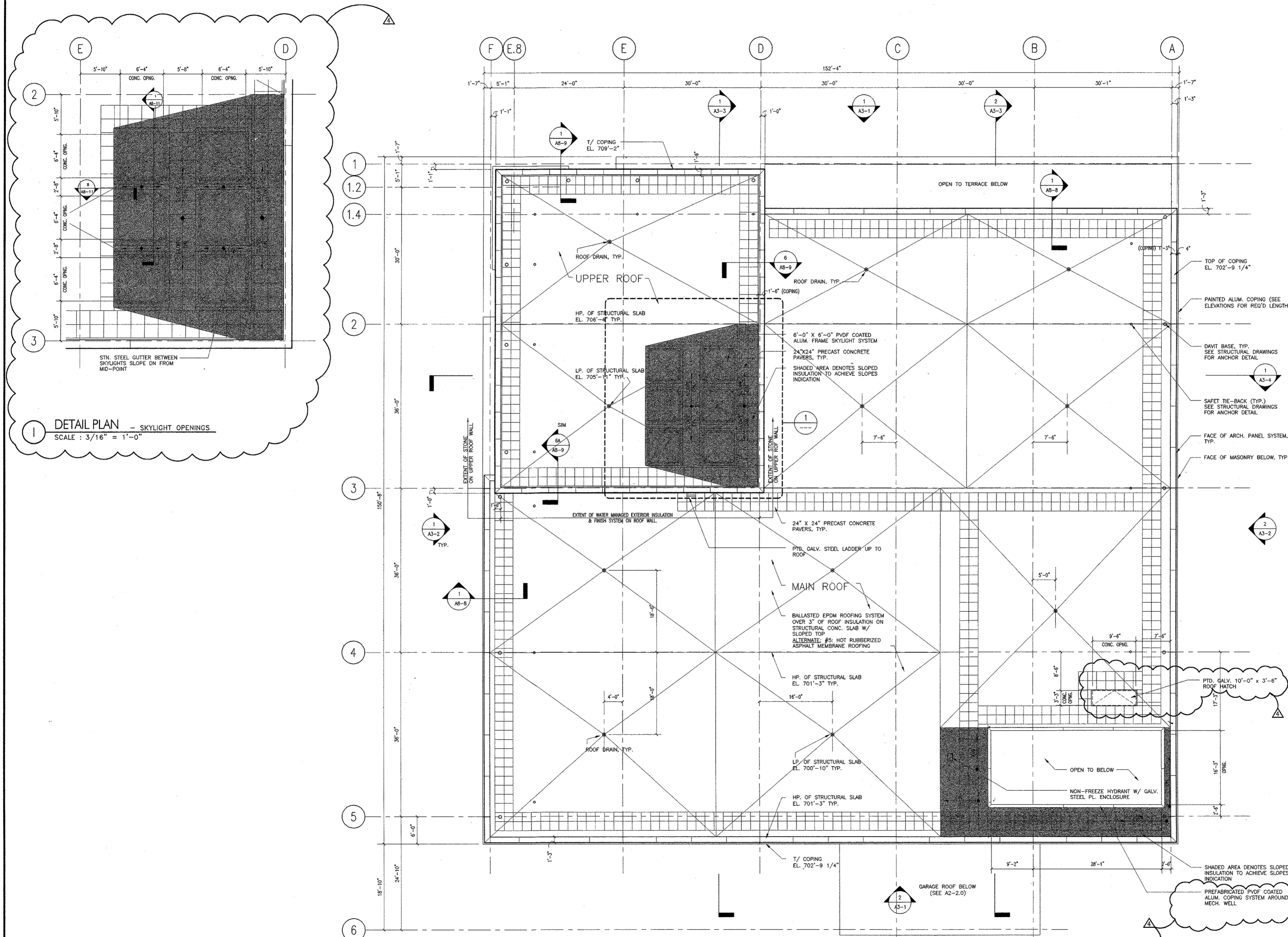
SCALE: 1/8" = 1'

DRAWN: VMC/MS

PROJ. NO.: 98260

© 1999 LOHAN ASSOCIATES, INC.

REVISIONS TO THIS DRAWING INCLUDE:
1) COMPLETION & COORDINATION OF DIMENSIONS



DES PLAINES
PUBLIC LIBRARY

LIBRARY PLAZA
DES PLAINES, ILLINOIS

CITY OF DES PLAINES
OWNER

PLANES TOWN CENTER, L.L.C.
DEVELOPMENT MANAGER

LOHAN ASSOCIATES
ARCHITECTS, PLANNERS, AND INTERIOR DESIGNERS
CHICAGO, ILLINOIS

TENG & ASSOCIATES
STRUCTURAL & MEP ENGINEERS
CHICAGO, ILLINOIS

NOTES:
1. SEE GEN. NOTES ON SHET. 1/A 8-1
REGARDING EXTERIOR BLDG. ENCLOSURE

REVISE
TO
"FINISH"
FILL
POSTER

NO.	DATE	DESCRIPTION
7	06/25/99	ISSUED FOR WORKSHOP REAR 3 SUPPORT
6	03/24/99	ISSUED FOR CONSTRUCTION 3 FINAL PERMITS
5	01/29/99	ADDENDUM NO. 2
4	01/21/99	ADDENDUM NO. 1
3	01/11/99	ISSUED FOR SD & PERMIT
2	11/24/98	SCM CD REVIEW
1	09/15/98	DESIGN DEVELOPMENT

PRELIMINARY

DRAWING TITLE:

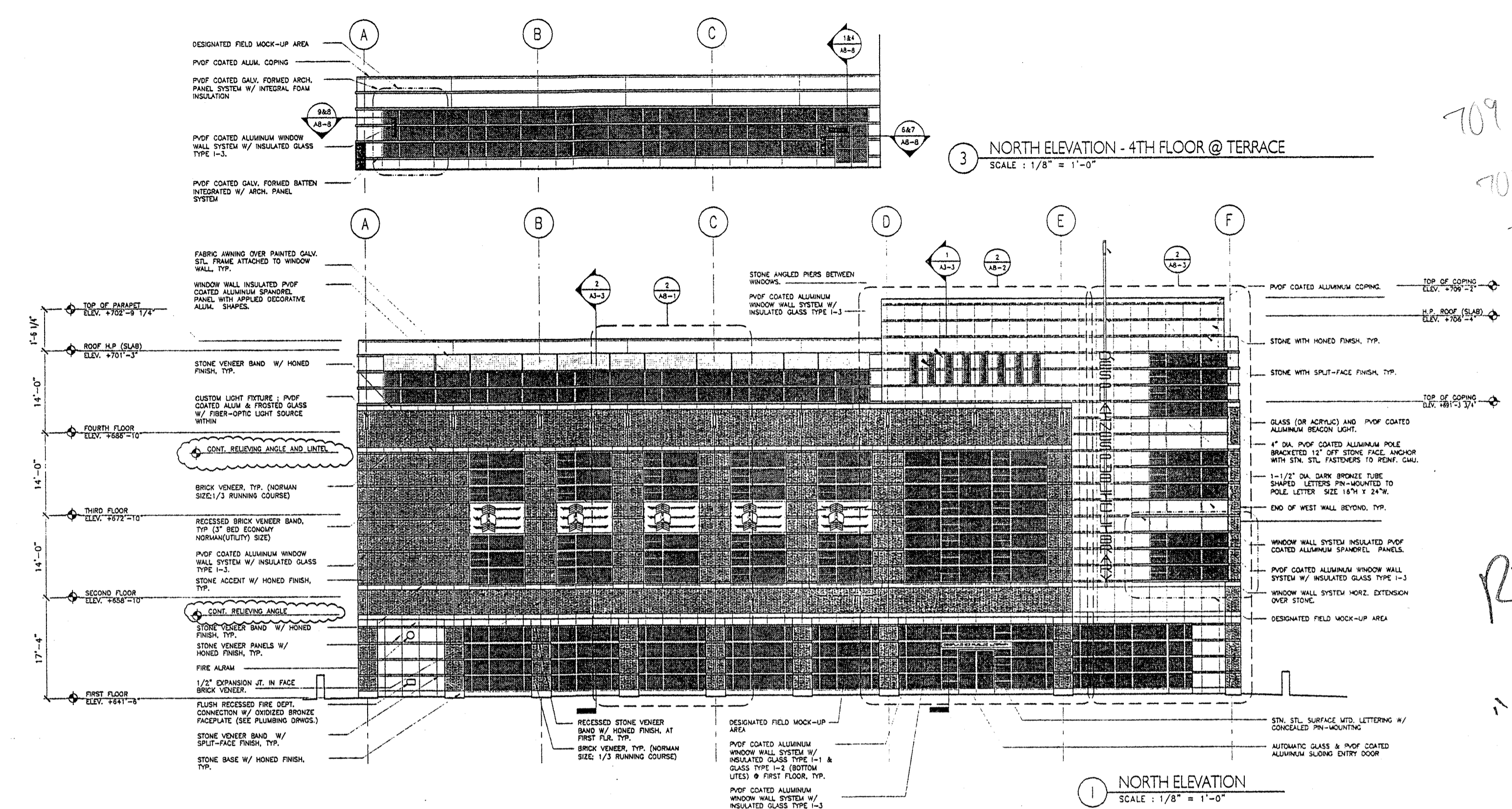
BUILDING ELEVATIONS

SEAL: DRAWING NUMBER:

A3-1

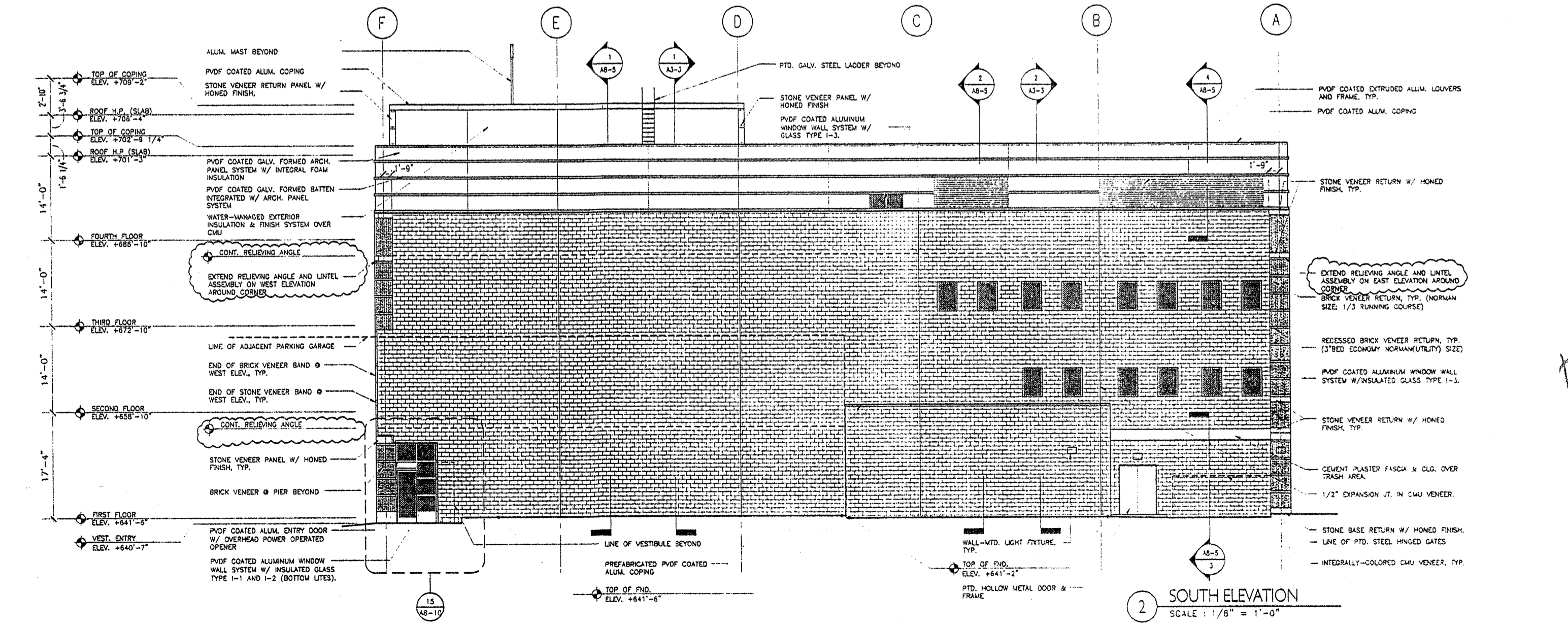
DATE: 24 MAR. 1999
SCALE: 1/8" = 1'
DRAWN: UCB
PROJ. NO.: 38290

© 1999 LOHAN ASSOCIATES, INC.



3 NORTH ELEVATION - 4TH FLOOR @ TERRACE
SCALE: 1/8" = 1'-0"

1 NORTH ELEVATION
SCALE: 1/8" = 1'-0"



2 SOUTH ELEVATION
SCALE: 1/8" = 1'-0"

DES PLAINES
PUBLIC LIBRARY

LIBRARY PLAZA
DES PLAINES, ILLINOIS

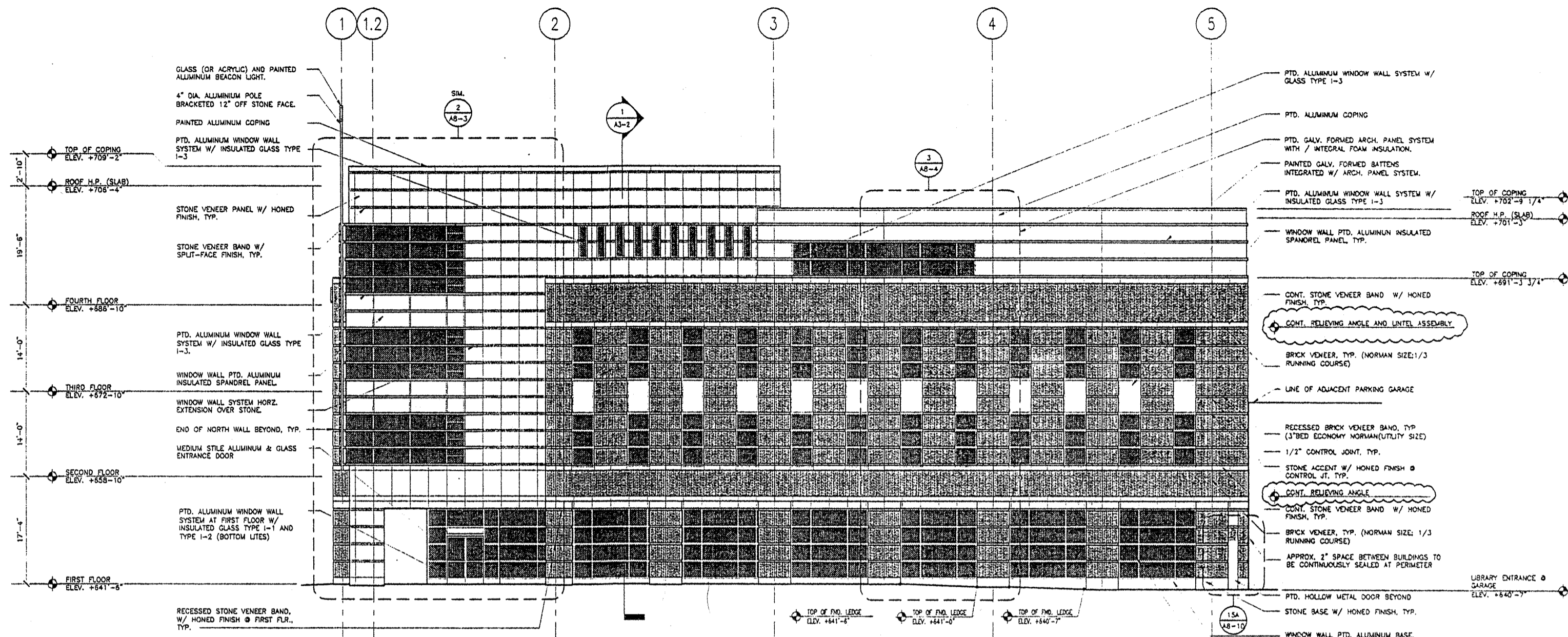
CITY OF DES PLAINES
OWNER

PLAINES TOWN CENTER, L.L.C.
DEVELOPMENT MANAGER

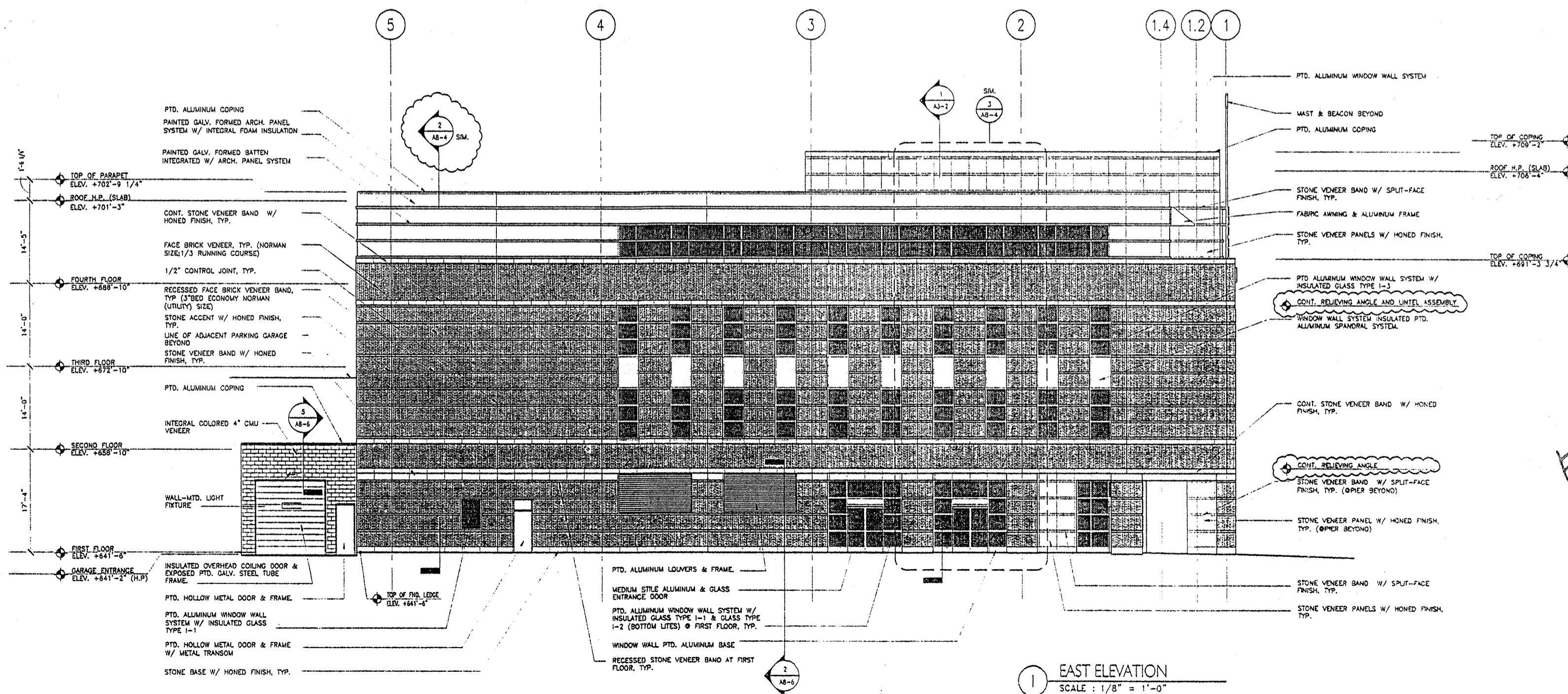
LOHAN ASSOCIATES
ARCHITECTS, PLANNERS, AND INTERIOR DESIGNERS
CHICAGO, ILLINOIS

TENG & ASSOCIATES
STRUCTURAL & MEP ENGINEERS
CHICAGO, ILLINOIS

NOTES:
1. SEE GEN. NOTES ON SHET. 1/A 8-1
REGARDING EXTERIOR BLDG. ENCLOSURE



2 WEST ELEVATION
SCALE: 1/8" = 1'-0"



1 EAST ELEVATION
SCALE: 1/8" = 1'-0"

PRELIMINARY

NO.	DATE	DESCRIPTION
5	06/25/99	ISSUED FOR MASONRY REF. & SUPPORT
4	03/24/99	ISSUED FOR CONSTRUCTION & FINAL PERMIT
3	01/11/99	ISSUED FOR BID & PERMIT
2	11/24/98	50% CD REVIEW
1	09/15/98	DESIGN DEVELOPMENT

DRAWING TITLE:
BUILDING ELEVATIONS

SEAL: DRAWING NUMBER:
A3-2
DATE: 24 MAR. 1999
SCALE: 1/8" = 1'-0"
DRAWN: WCB
PROJ. NO.: 98250
© 1999 LOHAN ASSOCIATES, INC.

DES PLAINES
PUBLIC LIBRARY

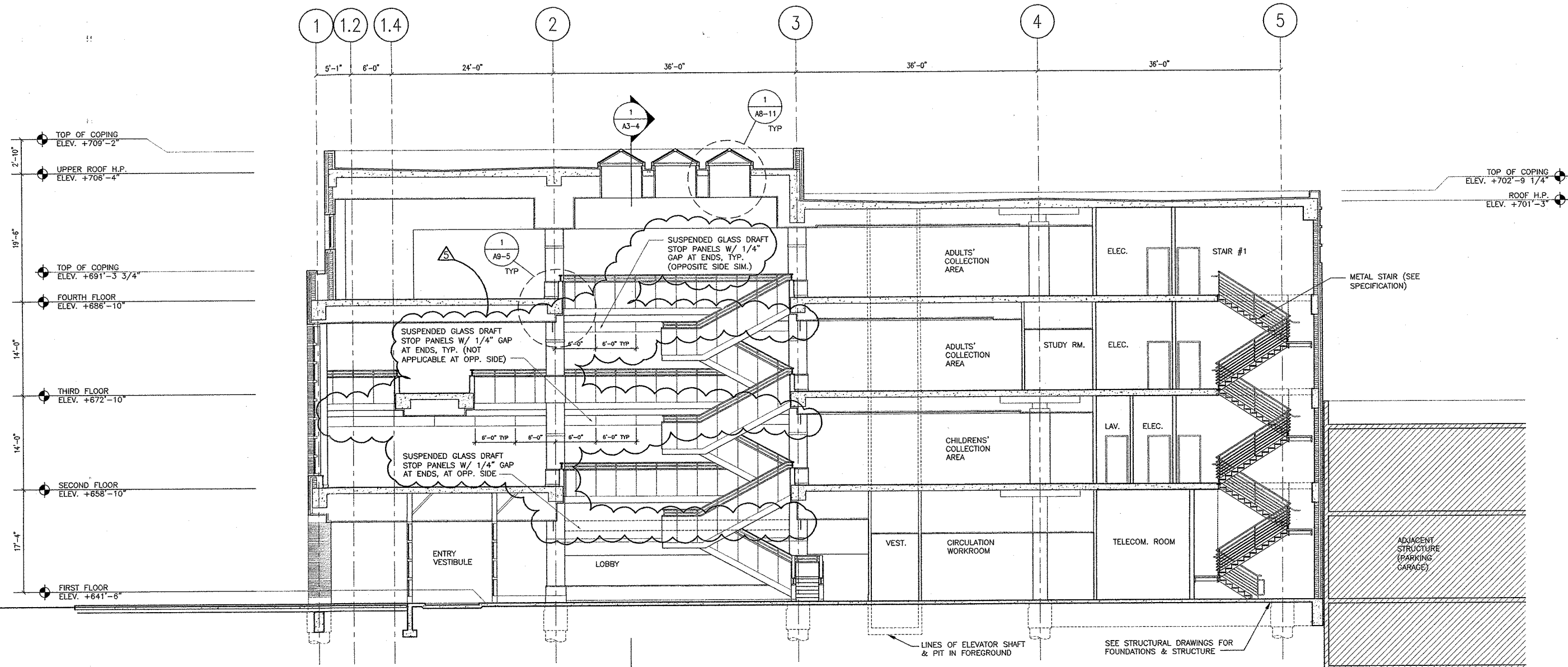
LIBRARY PLAZA
DES PLAINES, ILLINOIS

CITY OF DES PLAINES
OWNER

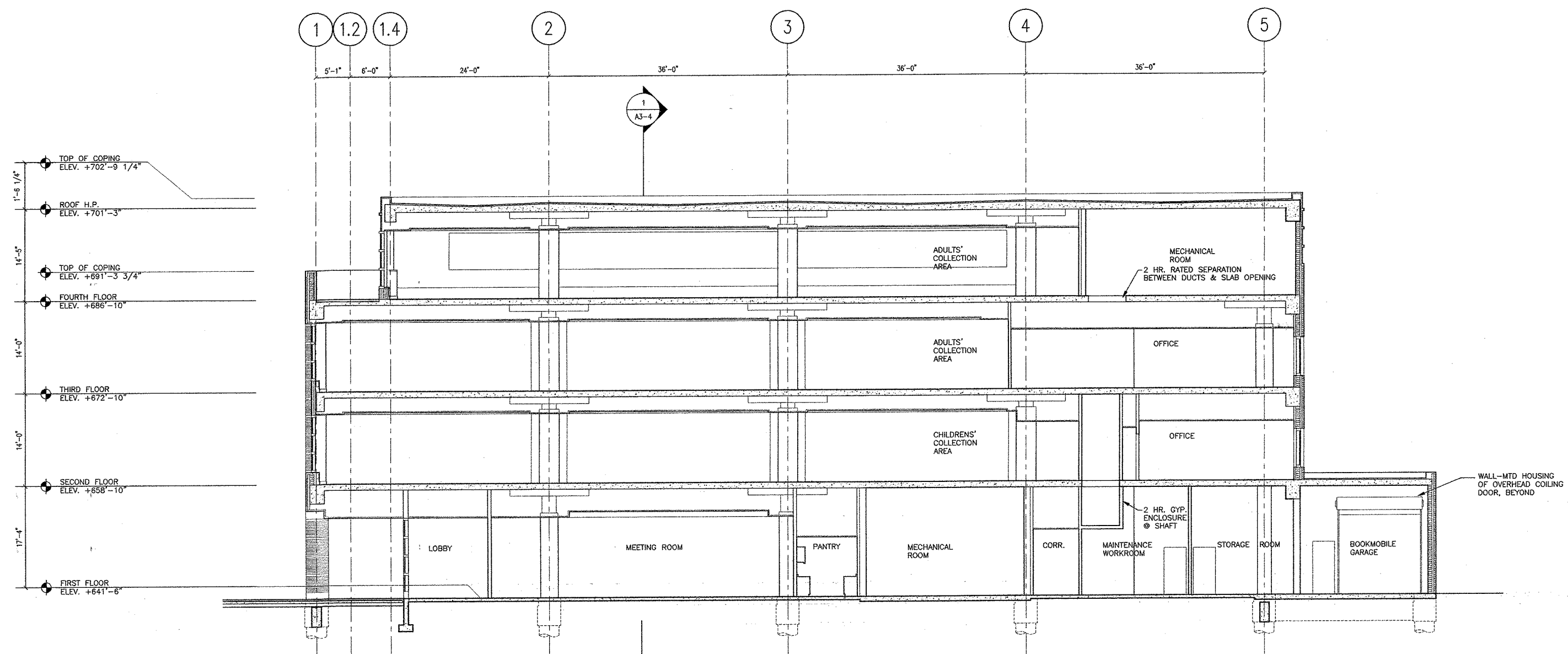
PLAINES TOWN CENTER, L.L.C.
DEVELOPMENT MANAGER

LOHAN ASSOCIATES
ARCHITECTS, PLANNERS, AND INTERIOR DESIGNERS
CHICAGO, ILLINOIS

TENG & ASSOCIATES
STRUCTURAL & MEP ENGINEERS
CHICAGO, ILLINOIS



1 SECTION LOOKING EAST THROUGH ATRIUM
SCALE: 1/8" = 1'-0"



2 SECTION LOOKING EAST
SCALE: 1/8" = 1'-0"

NO.	DATE	DESCRIPTION
5	12/07/99	PROPOSAL REQUEST NO. 11
4	03/24/99	ISSUED FOR CONSTRUCTION & FINAL PERMIT
3	01/11/99	ISSUED FOR BID & PERMIT
2	11/24/98	50% CD REVIEW
1	09/15/98	DESIGN DEVELOPMENT

DRAWING TITLE:
BUILDING SECTIONS

SEAL: DRAWING NUMBER:
A3-3
DATE: 24 MAR. 1999
SCALE: 1/8" = 1'
DRAWN: MCB
PROJ. NO.: 98260
© 1999 LOHAN ASSOCIATES, INC.

DES PLAINES
PUBLIC LIBRARY

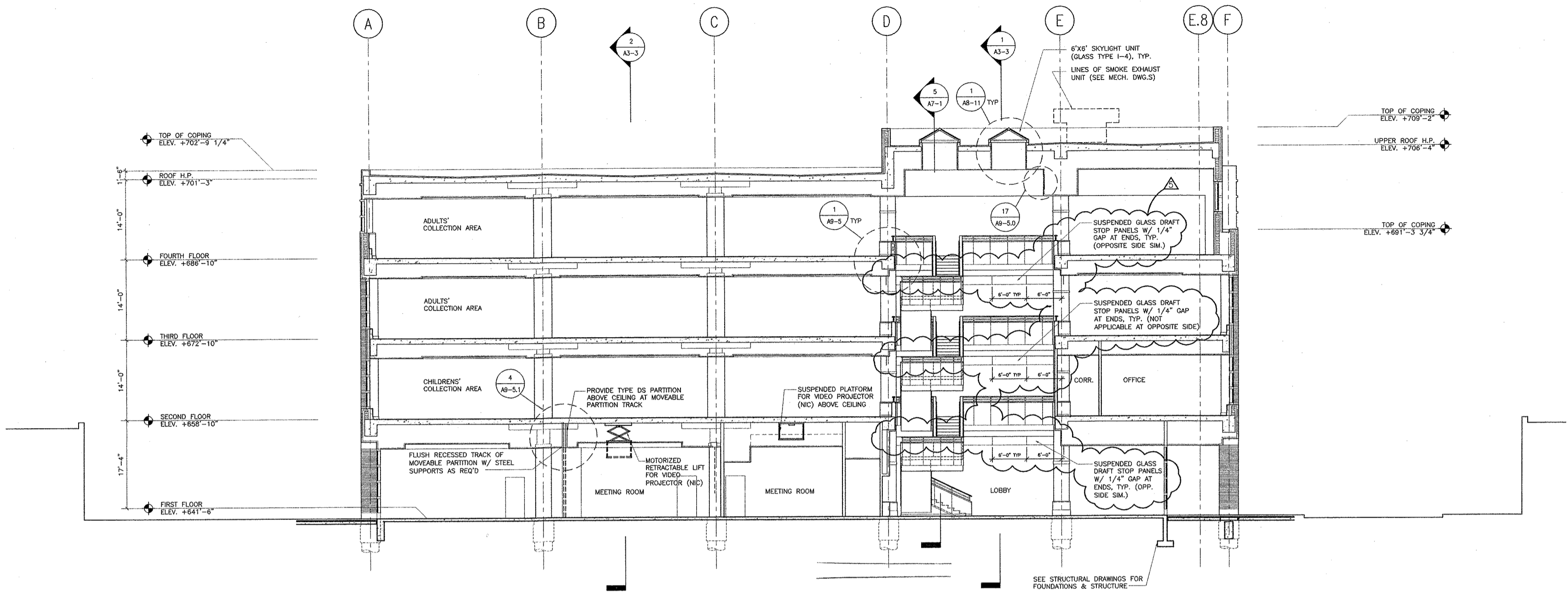
LIBRARY PLAZA
DES PLAINES, ILLINOIS

CITY OF DES PLAINES
OWNER

PLAINES TOWN CENTER, L.L.C.
DEVELOPMENT MANAGER

LOHAN ASSOCIATES
ARCHITECTS, PLANNERS, AND INTERIOR DESIGNERS
CHICAGO, ILLINOIS

TENG & ASSOCIATES
STRUCTURAL & MEP ENGINEERS
CHICAGO, ILLINOIS



1 SECTION LOOKING SOUTH THROUGH ATRIUM
SCALE: 1/8" = 1'-0"

NO.	DATE	DESCRIPTION
5	12/07/99	PROPOSAL REQUEST NO. 11
4	03/24/99	ISSUED FOR CONSTRUCTION & FINAL PERMIT
3	01/11/99	ISSUED FOR BID & PERMIT
2	11/24/98	50% CD REVIEW
1	09/15/98	DESIGN DEVELOPMENT

DRAWING TITLE:

BUILDING SECTION

SEAL: _____ DRAWING NUMBER:
A3-4
DATE: 24 MAR. 1999
SCALE: 1/8" = 1'
DRAWN: MCB
PROJ. NO.: 98280
© 1999 LOHAN ASSOCIATES, INC.

**DES PLAINES
PUBLIC LIBRARY**

LIBRARY PLAZA
DES PLAINES, ILLINOIS

CITY OF DES PLAINES
OWNER

PLAINES TOWN CENTER, L.L.C.
DEVELOPMENT MANAGER

LOHAN ASSOCIATES
ARCHITECTS, PLANNERS, AND INTERIOR DESIGNERS
CHICAGO, ILLINOIS

TENG & ASSOCIATES
STRUCTURAL & MEP ENGINEERS
CHICAGO, ILLINOIS

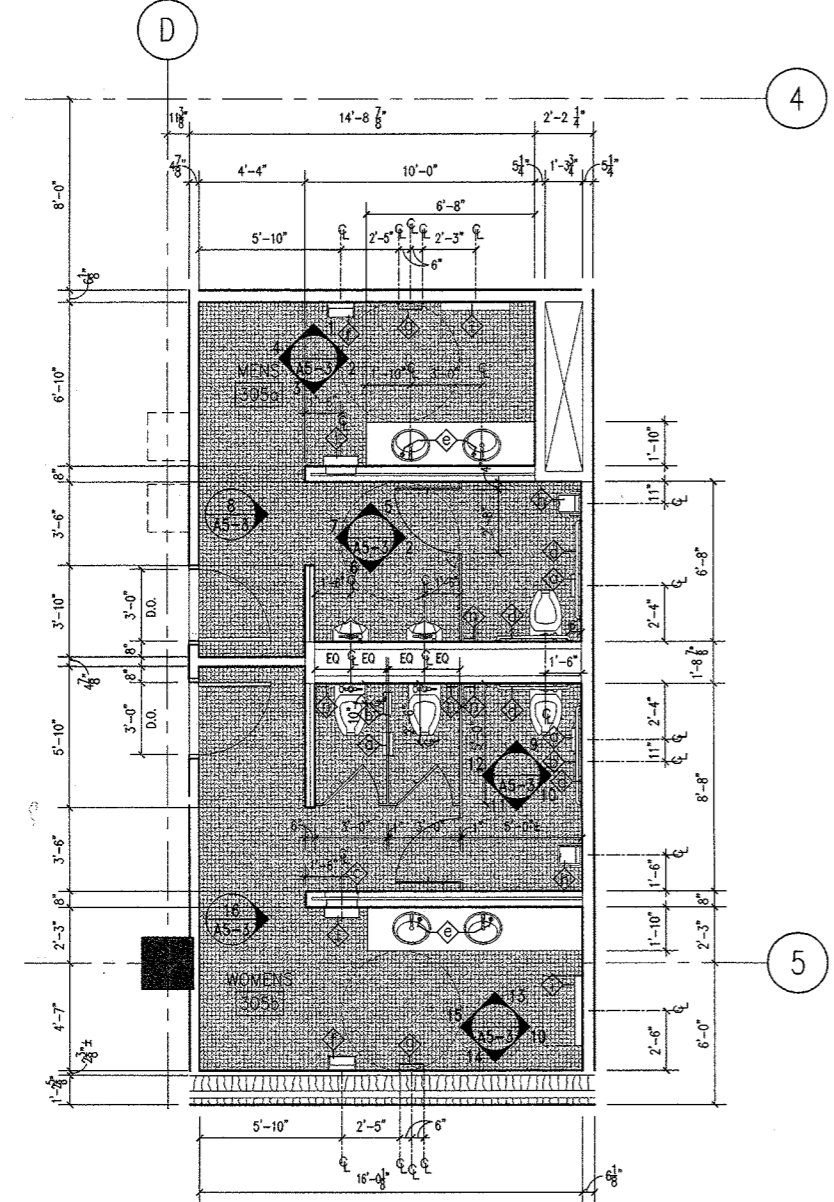
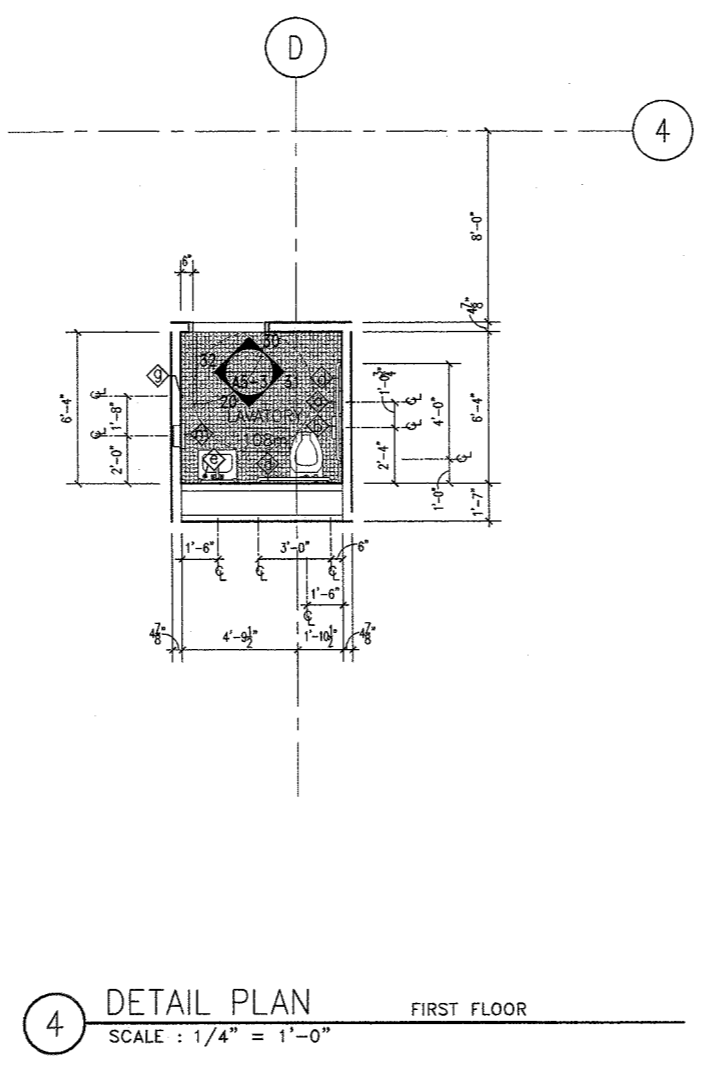
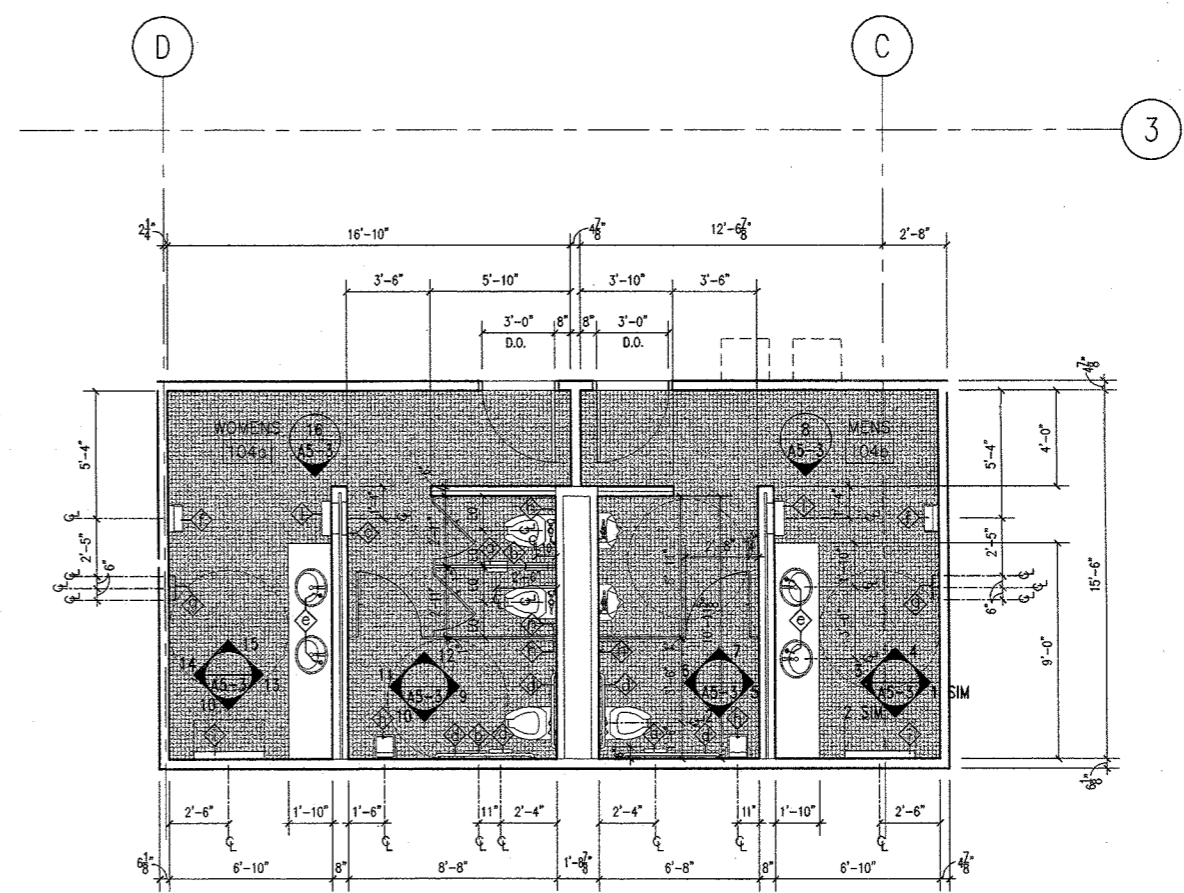
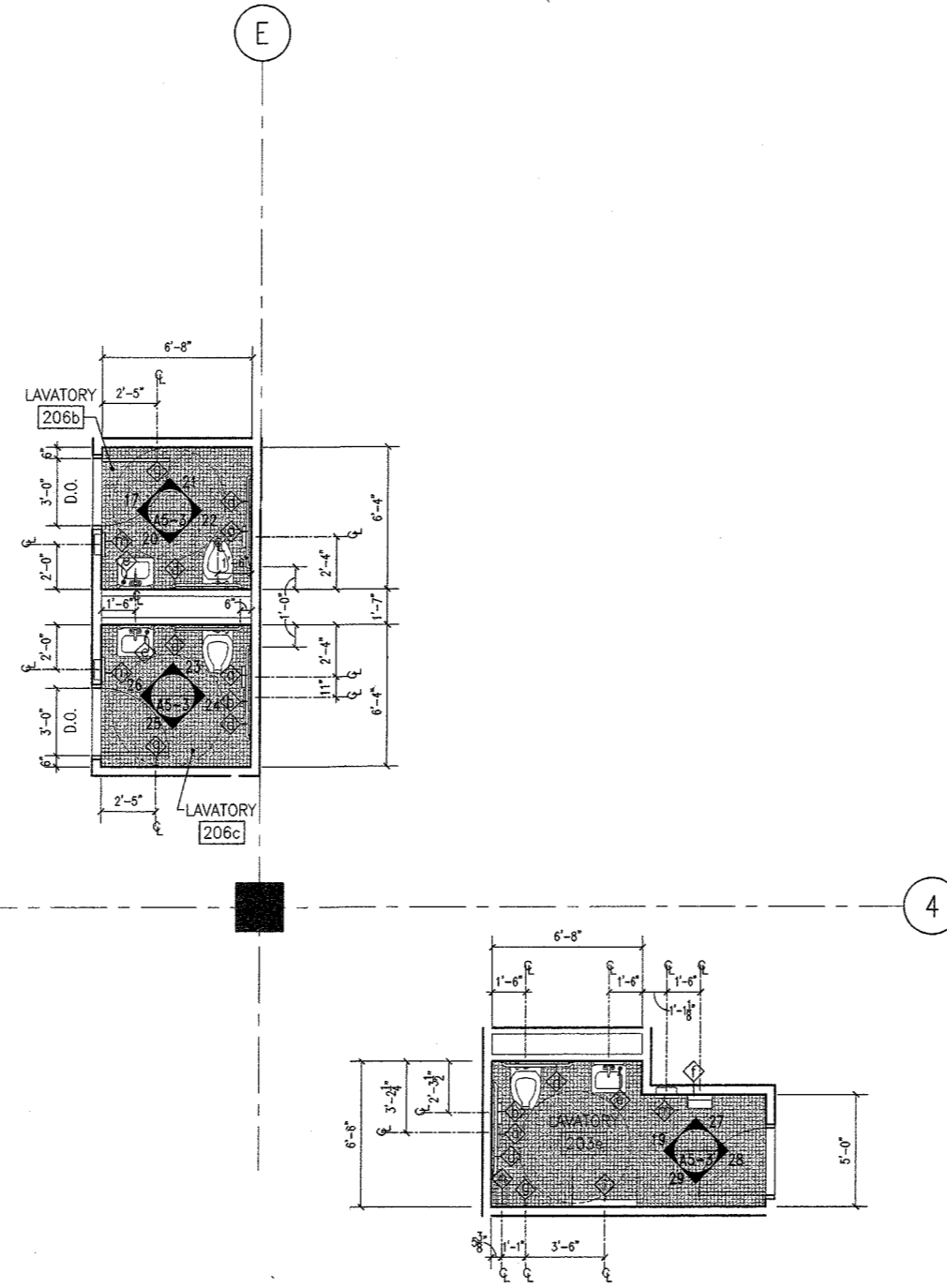
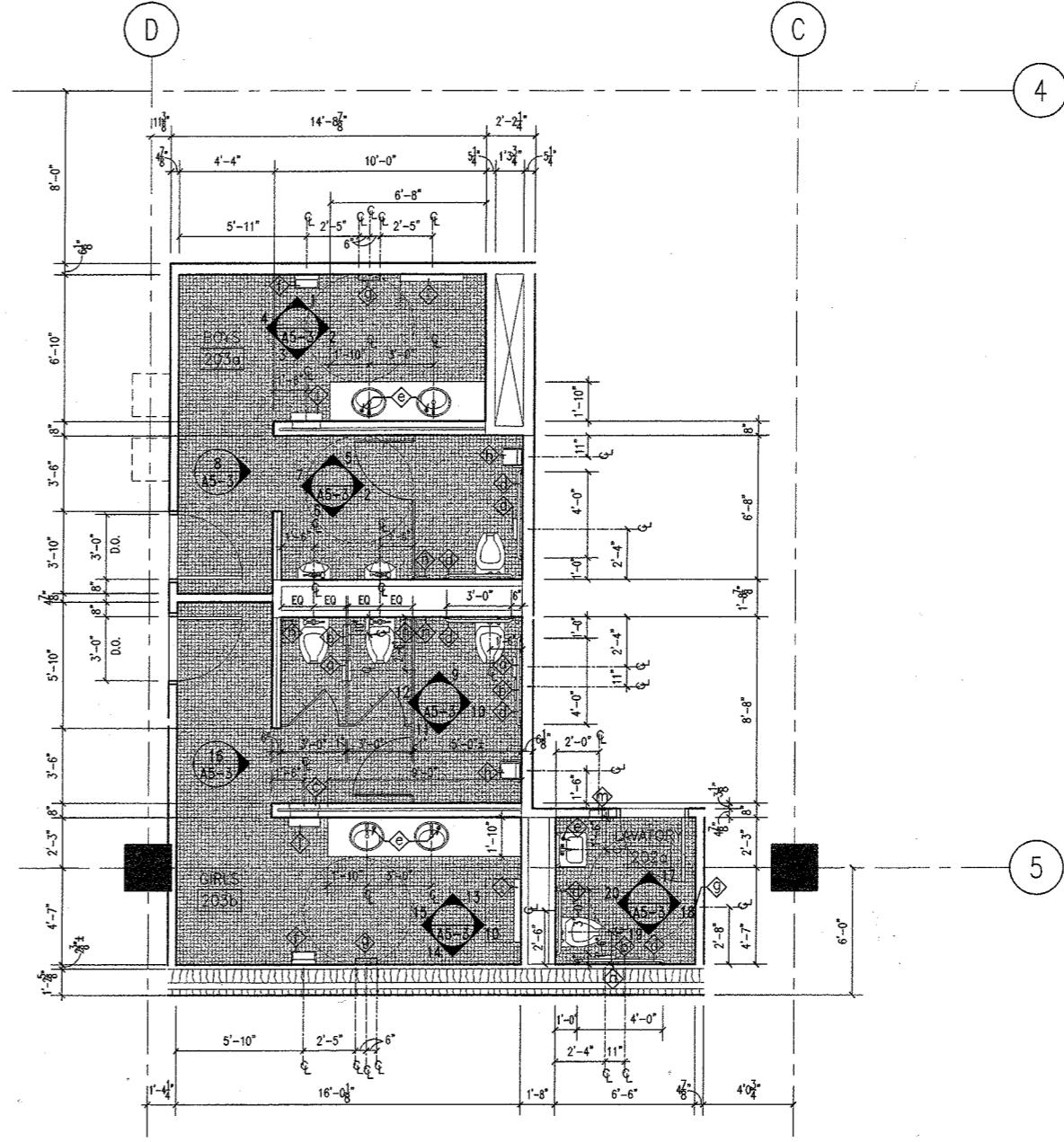
TOILET ACCESSORIES:

- ◆ MULTI-ROLL TOILET TISSUE DISPENSER; SURFACE MOUNTED
- ◆ SANITARY NAPKIN DISPOSAL; SURFACE MTD.
- ◆ COMBINATION SANITARY NAPKIN/TAMPON VENDOR; RECESSED
- ◆ GRAB BARS; ONE PAIR PER HANDICAPPED STALL
- ◆ SOAP DISPENSER; LAV. MOUNTED
- ◆ WARM AIR HAND DRYER, SURFACE MOUNTED
- ◆ COAT HOOK
- ◆ CHILD PROTECTION SEAT
- ◆ BABY CHANGING STATION, HORIZONTAL DESIGN
- ◆ MIRROR WITH S.S. FRAME AND SHELF
- ◆ COMBINATION TOWEL DISPENSER/WASTE RECEPTACLE; RECESSED
- ◆ COMBINATION TOWEL DISPENSER/WASTE RECEPTACLE; RECESSED, COMPACT FOLDING SHELF

NOTES:

1. ALL 2 X 2 TILES TO INCLUDE COVE BASES, RADIUS TOPS AND CORNERS
2. CENTER TILES IN SPACE/WALL TO AVOID THIN TILE STRIPS AT END OF SPACE/WALL

REVISIONS TO THIS SHEET INCLUDE THE FOLLOWING:
1.) COMPLETION & COORDINATION OF DIMENSIONING



NO.	DATE	DESCRIPTION
5	03/24/99	ISSUED FOR CONSTRUCTION & FINAL PERMIT
4	01/29/99	ADDENDUM NO.2
3	01/11/99	ISSUED FOR BID & PERMIT
2	11/24/98	50% CD REVIEW
1	09/15/98	DESIGN DEVELOPMENT

DRAWING TITLE:
ENLARGED TOILET ROOM PLANS

SEAL: DRAWING NUMBER:
A4-1
DATE: 24 MAR. 1999
SCALE: 1/4" = 1'
DRAWN: PNK/MCB
PROJ. NO.: 98260

**DES PLAINES
PUBLIC LIBRARY**

LIBRARY PLAZA
DES PLAINES, ILLINOIS

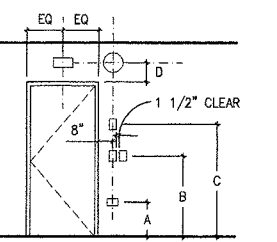
CITY OF DES PLAINES
OWNER

PLAINES TOWN CENTER, L.L.C.
DEVELOPMENT MANAGER

LOHAN ASSOCIATES
ARCHITECTS, PLANNERS, AND INTERIOR DESIGNERS
CHICAGO, ILLINOIS

TENG & ASSOCIATES
STRUCTURAL & MEP ENGINEERS
CHICAGO, ILLINOIS

NOTES:



1. TYPICAL LOCATIONS (U.N.O.)
- A (1'-3") RECEPTACLES, OUTLETS, TELECOM OUTLETS ORIENTED HORIZONTALLY (CENTERED ON WALL)
- B (3'-2") SWITCHES, DIMMERS, KEY CONTROLS, PULL STATIONS, CARD READERS
- C (4'-6") ADJUSTABLE THERMOSTATS
- D (12" ABOVE TOP OF FRAME) WALL-MTD. EXIT SIGNS, CLOCKS (WHEN ITEMS OCCUR ABOVE OPENINGS OR ON COLUMNS OR PANELS THEN CENTER, UNLESS OTHERWISE NOTED)

NOTE: REVIEW LOCATIONS W/ ARCHITECT IF SPECIAL CONDITIONS OR CONFLICTS OCCUR. RELOCATE ITEMS IF DIRECTED BY ARCHITECT. SEE ARCH. DINGS FOR SPECIFIC LOCATIONS SUPERSEEDING TYPICAL ARRANGEMENT. COLOR OF ALL ITEMS SHALL BE APPROVED BY ARCHITECT.

2. REFER TO FLOOR PLANS FOR PARTITION TYPES DEPICTED ON THESE ELEVATIONS. REFER TO SCHEDULES FOR THE FINISH OF THE PARTITIONS. REFER TO THESE INTERIOR ELEVATIONS FOR SPECIAL CONDITION CONFIGURATIONS, AND DETAILS OF THE FINISHES.

3. SEE AS SHEETS FOR TYPICAL WOOD BASE, TYPICAL WOOD TRIM, AND OTHER INFORMATION.

4. SEE 1/A9-3.1 FOR TYPICAL GLASS ETCHING DETAIL.

NO.	DATE	DESCRIPTION
4	03/24/99	ISSUED FOR CONSTRUCTION & FINAL PERMIT
3	01/11/99	ISSUED FOR BID & PERMIT
2	11/24/98	50% CD REVIEW
1	09/15/98	DESIGN DEVELOPMENT

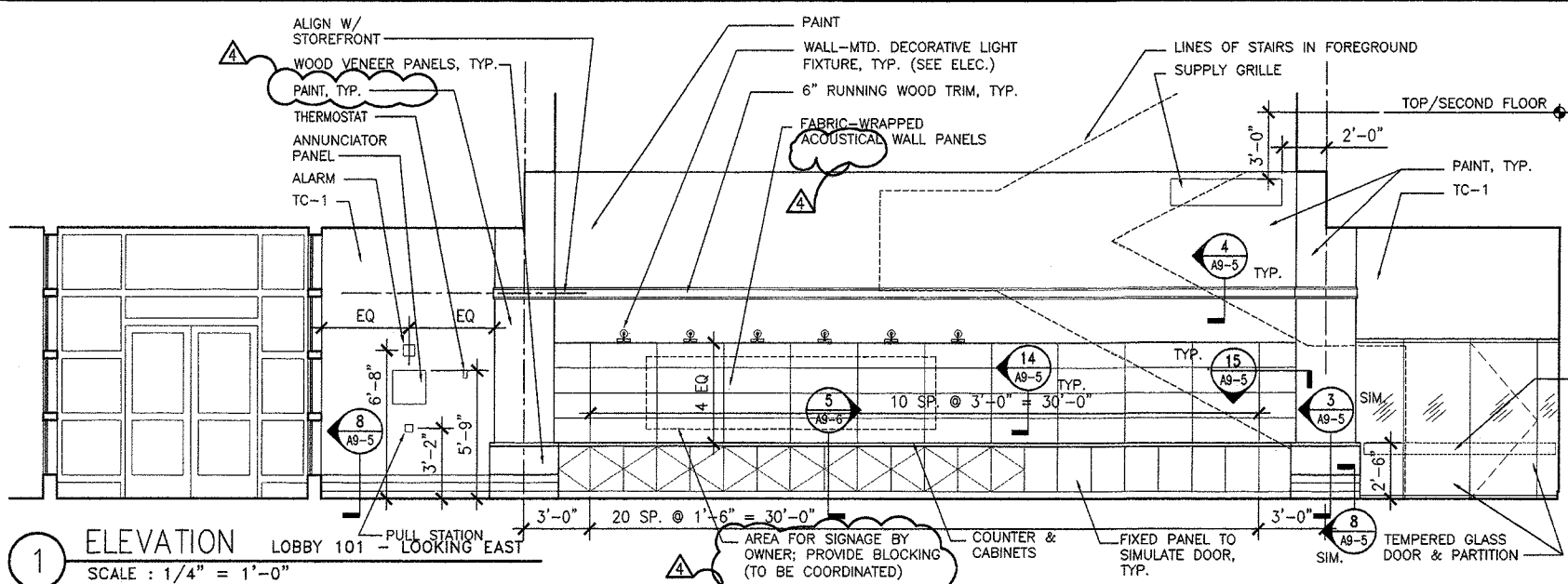
DRAWING TITLE:

**INTERIOR ELEVATIONS
FIRST FLOOR**

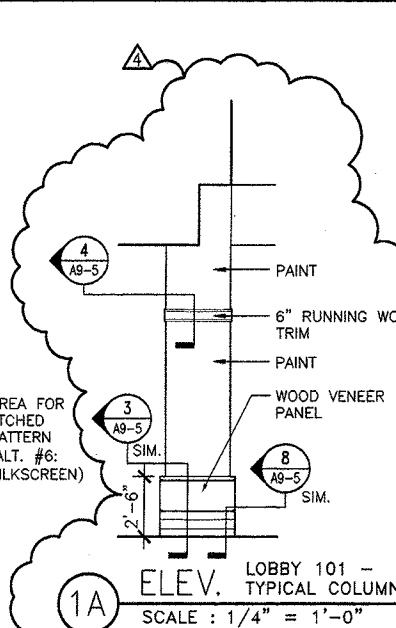
SEAL: **DRAWING NUMBER:
A5-1.0**

DATE: 24 MAR. 1999
SCALE: 1/4" = 1'
DRAWN: MCB
PROJ. NO.: 98260

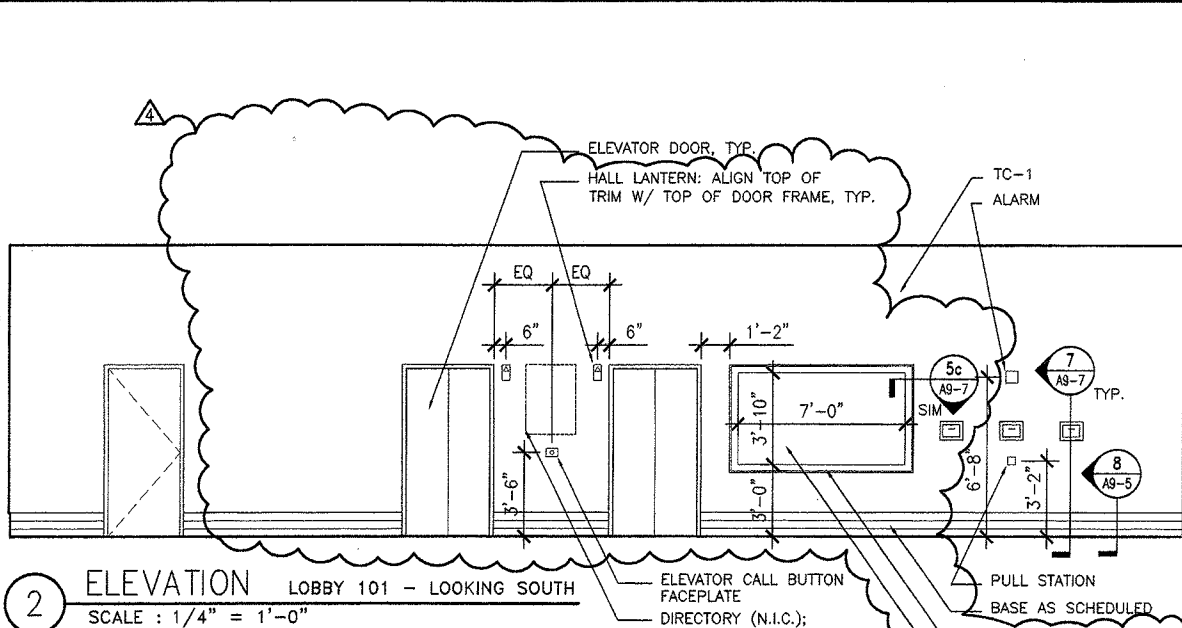
© 1999 LOHAN ASSOCIATES, INC.



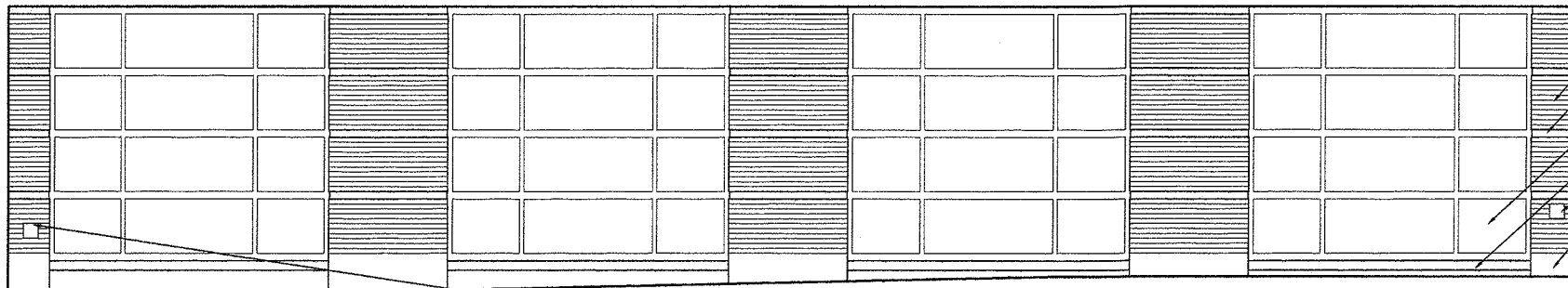
1 ELEVATION LOBBY 101 - LOOKING EAST
SCALE: 1/4" = 1'-0"



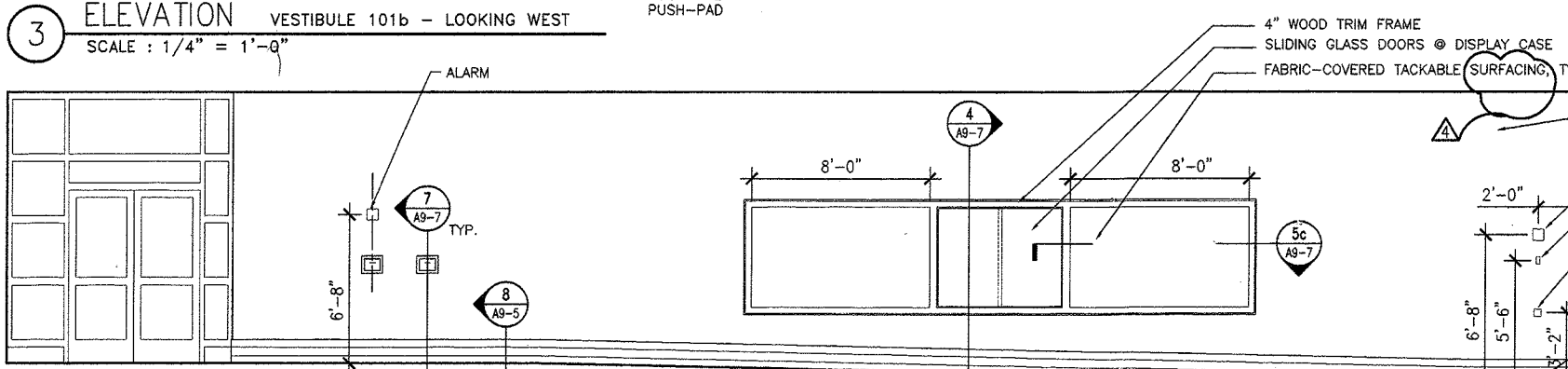
1A ELEV. LOBBY 101 - TYPICAL COLUMN
SCALE: 1/4" = 1'-0"



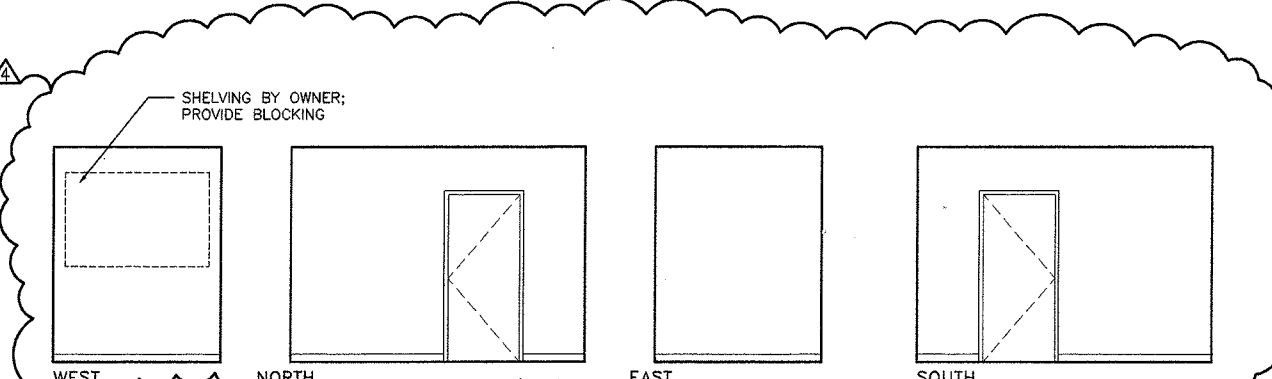
2 ELEVATION LOBBY 101 - LOOKING SOUTH
SCALE: 1/4" = 1'-0"



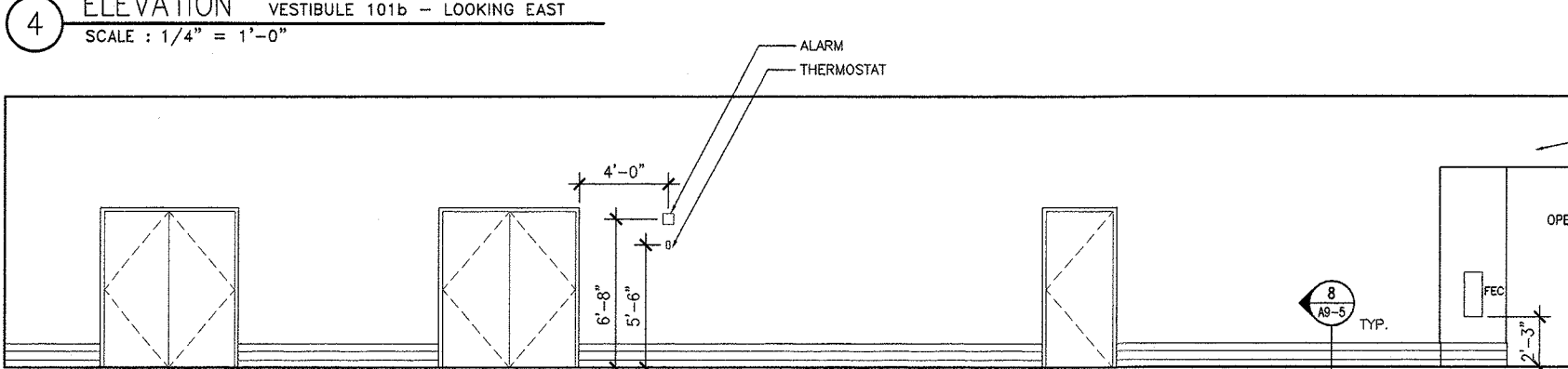
3 ELEVATION VESTIBULE 101b - LOOKING WEST
SCALE: 1/4" = 1'-0"



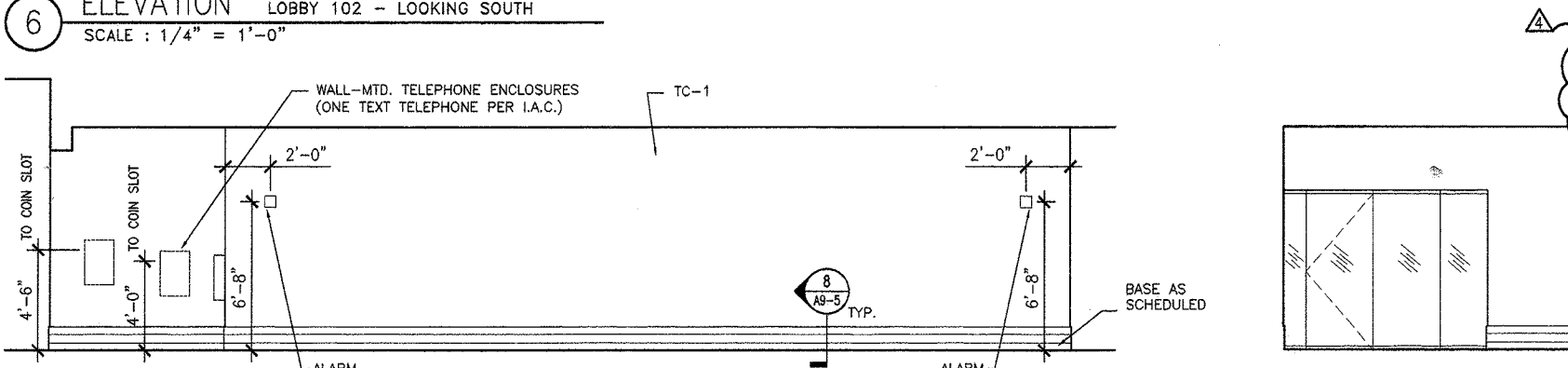
4 ELEVATION VESTIBULE 101b - LOOKING EAST
SCALE: 1/4" = 1'-0"



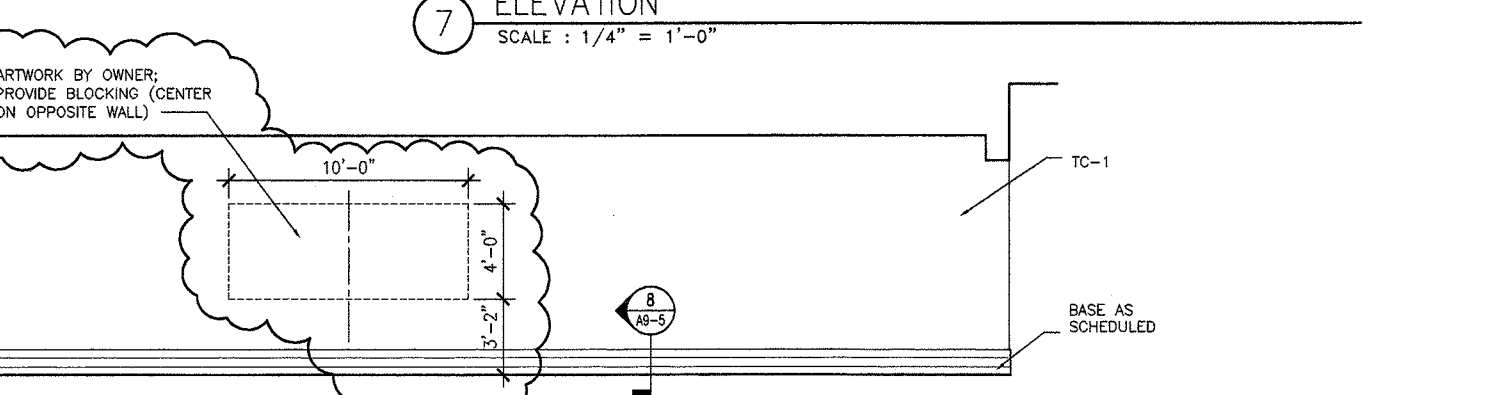
5 ELEVATIONS VESTIBULE 101c
SCALE: 1/4" = 1'-0"



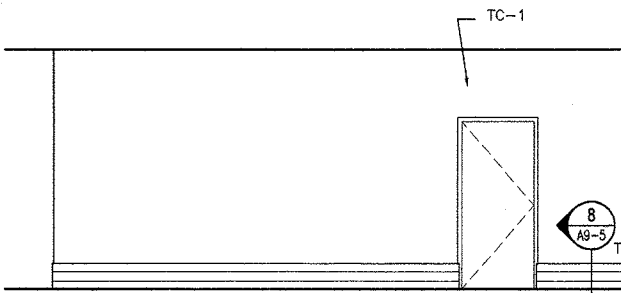
6 ELEVATION LOBBY 102 - LOOKING SOUTH
SCALE: 1/4" = 1'-0"



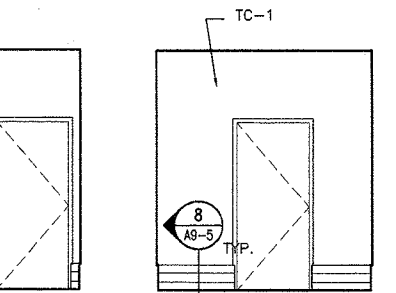
8 ELEVATION CORRIDOR 103 - LOOKING EAST
SCALE: 1/4" = 1'-0"



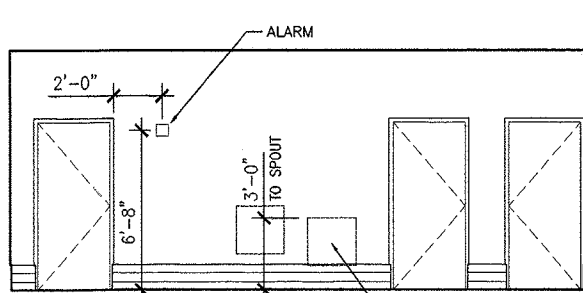
9 ELEVATION CORRIDOR 103 - LOOKING WEST
SCALE: 1/4" = 1'-0"



10 ELEVATION CORRIDOR 104 - LOOKING NORTH
SCALE: 1/4" = 1'-0"



11 ELEVATION CORRIDOR 104 - LOOKING EAST
SCALE: 1/4" = 1'-0"



12 ELEVATION CORRIDOR 104 - LOOKING SOUTH
SCALE: 1/4" = 1'-0"

REVISIONS TO THIS SHEET INCLUDE THE FOLLOWING:
1.) ADDITIONAL DIMENSIONS HAVE BEEN ADDED FOR CLARIFICATION
2.) LIGHTING CONTROLS, ALARMS, THERMOSTATS, AND PULL STATIONS HAVE BEEN ADDED FOR COORDINATION

**DES PLAINES
PUBLIC LIBRARY**

LIBRARY PLAZA
DES PLAINES, ILLINOIS

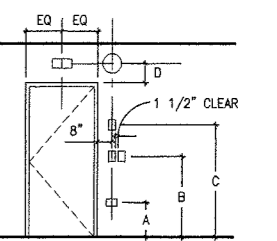
CITY OF DES PLAINES
OWNER

PLAINES TOWN CENTER, L.L.C.
DEVELOPMENT MANAGER

LOHAN ASSOCIATES
ARCHITECTS, PLANNERS, AND INTERIOR DESIGNERS
CHICAGO, ILLINOIS

TENG & ASSOCIATES
STRUCTURAL & MEP ENGINEERS
CHICAGO, ILLINOIS

NOTES:



1. TYPICAL LOCATIONS (U.N.G.)
- A (1'-3") RECEPTACLES, OUTLETS, TELECOM OUTLETS ORIENTED HORIZONTALLY (CENTERED ON WALL)
- B (3'-2") SWITCHES, DIMMERS, KEY CONTROLS FULL STATIONS, CARD READERS
- C (4'-8") ADJUSTABLE THERMOSTATS
- D (1" ABOVE TOP OF FRAME) WALL-MTD. EXIT SIGNS, CLOCKS (WHEN ITEMS OCCUR ABOVE OPENINGS OR ON COULINAS OR PANELS THEN CENTER, UNLESS OTHERWISE NOTED)

NOTE: REVIEW LOCATIONS W/ ARCHITECT IF SPECIAL CONDITIONS OR CONFLICTS OCCUR. RELOCATE ITEMS IF DIRECTED BY ARCHITECT. SEE ARCH. DWGS. FOR SPECIFIC LOCATIONS SUPERSEEDING TYPICAL ARRANGEMENT. COLOR OF ALL ITEMS SHALL BE APPROVED BY ARCHITECT.

2. REFER TO FLOOR PLANS FOR PARTITION TYPES DEPICTED ON THESE ELEVATIONS. REFER TO SCHEDULES FOR THE FINISH OF THE PARTITIONS. REFER TO THESE INTERIOR ELEVATIONS FOR SPECIAL CONDITION, CONFIGURATIONS, AND DETAILS OF THE FINISHES.

3. SEE AS SHEETS FOR TYPICAL WOOD BASE, TYPICAL WOOD TRIM, AND OTHER INFORMATION.

4. SEE 1/AS-3.1 FOR TYPICAL GLASS ETCHING DETAIL.

NO.	DATE	DESCRIPTION
5	03/24/99	ISSUED FOR CONSTRUCTION & FINAL PERMIT
4	01/29/99	ADDENDUM NO. 2
3	01/11/99	ISSUED FOR BID & PERMIT
2	11/24/98	50% CD REVIEW
1	09/15/98	DESIGN DEVELOPMENT

NO. DATE DESCRIPTION

DRAWING TITLE:

**INTERIOR ELEVATIONS
FIRST FLOOR**

SEAL: DRAWING NUMBER:

A5-1.1

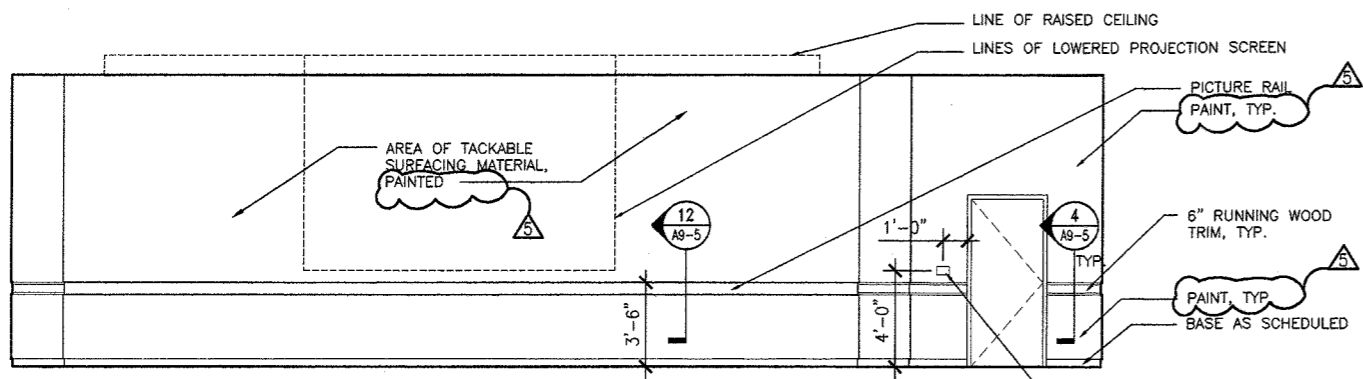
DATE: 24 MAR. 1999

SCALE: 1/4" = 1'-0"

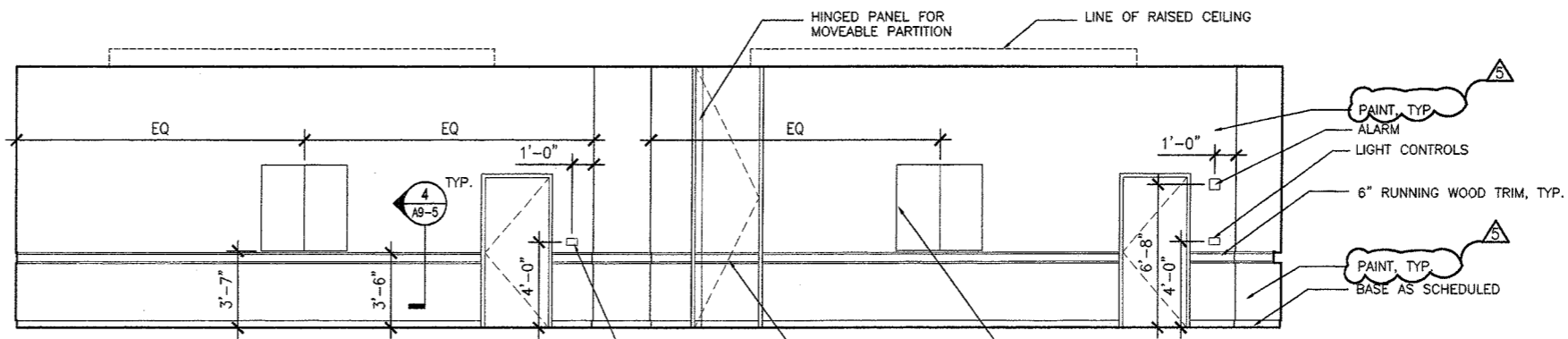
DRAWN: MCB

PROJ. NO.: 98260

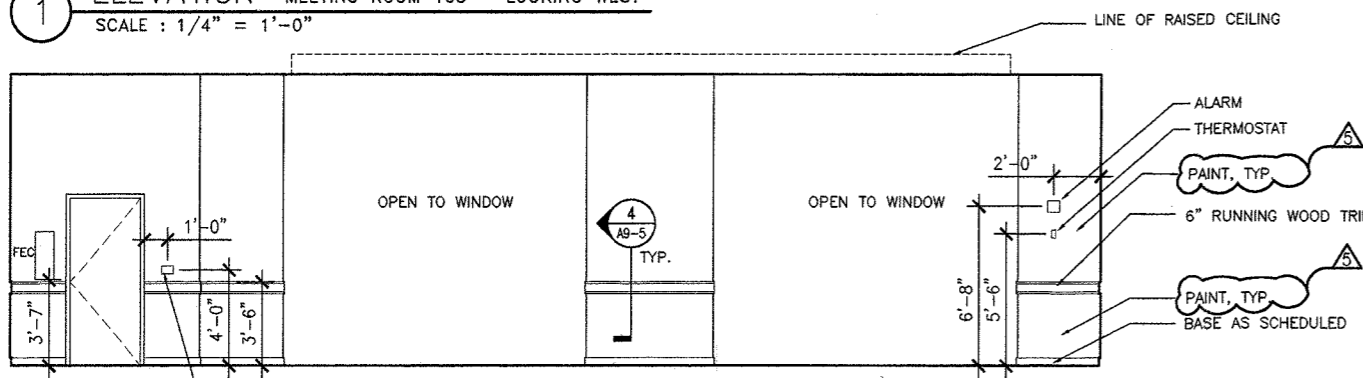
© 1999 LOHAN ASSOCIATES, INC.



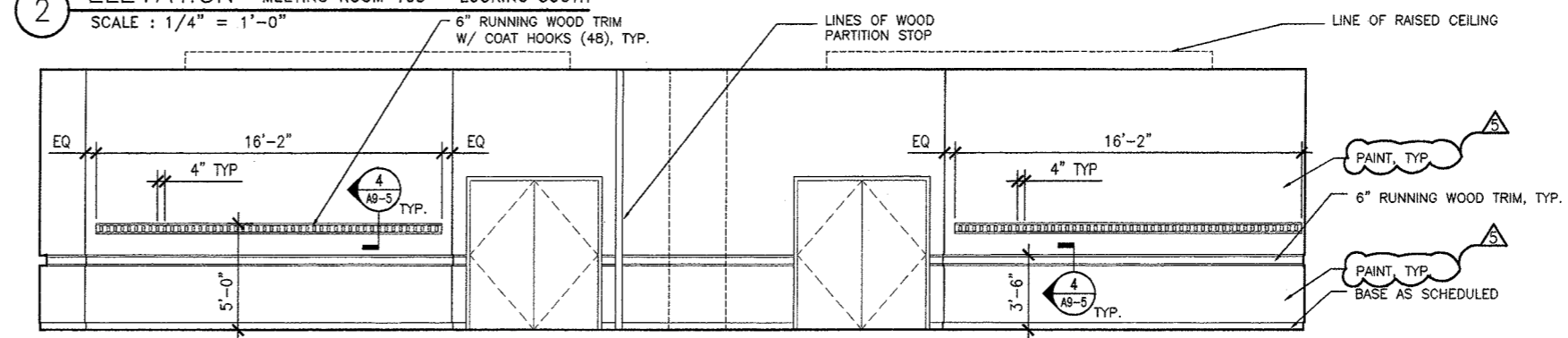
1 ELEVATION MEETING ROOM 105 - LOOKING WEST
SCALE: 1/4" = 1'-0"



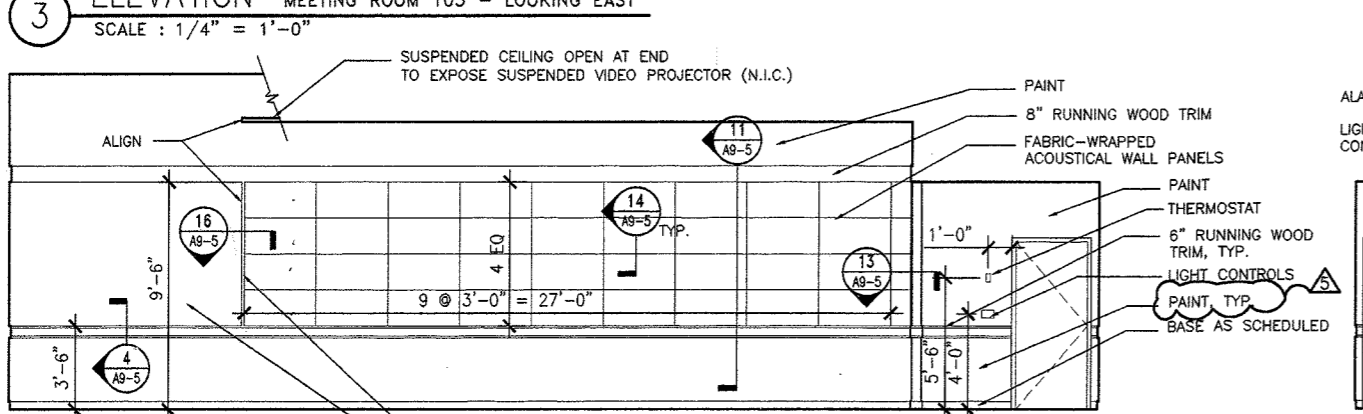
2 ELEVATION MEETING ROOM 105 - LOOKING SOUTH
SCALE: 1/4" = 1'-0"



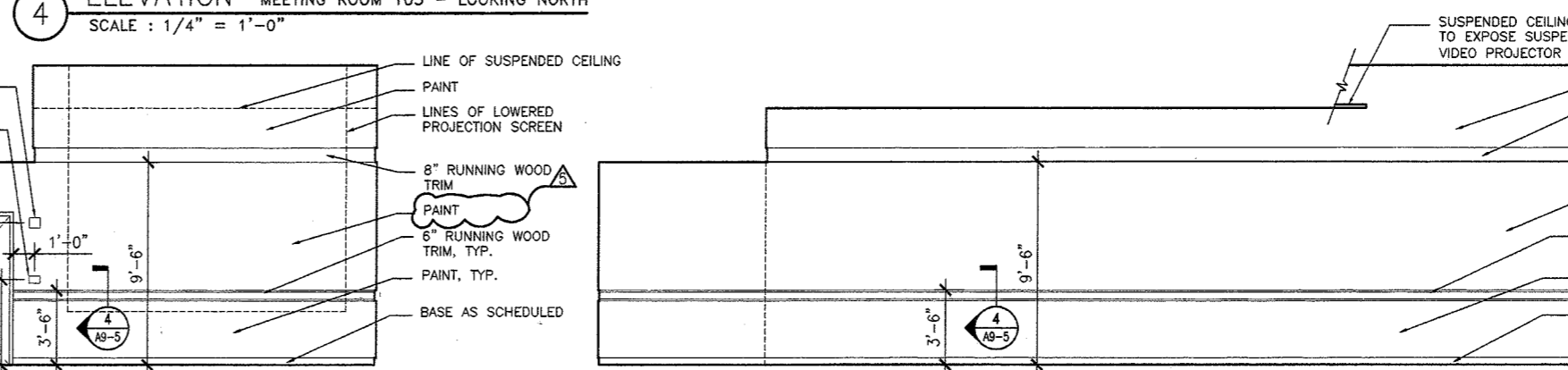
3 ELEVATION MEETING ROOM 105 - LOOKING EAST
SCALE: 1/4" = 1'-0"



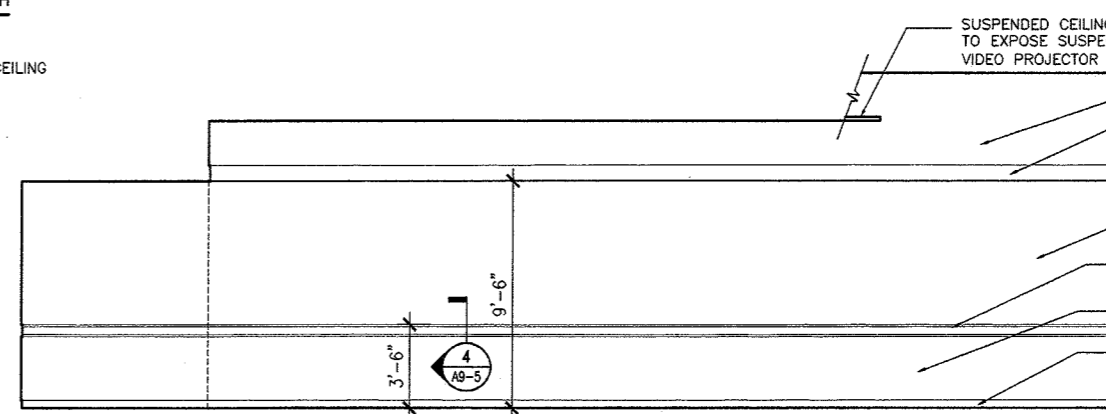
4 ELEVATION MEETING ROOM 105 - LOOKING NORTH
SCALE: 1/4" = 1'-0"



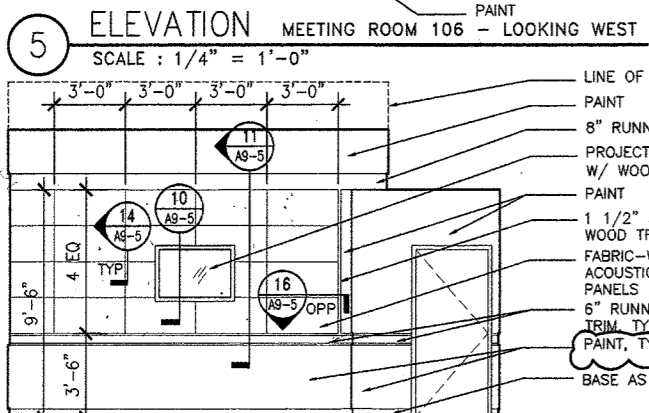
5 ELEVATION MEETING ROOM 106 - LOOKING WEST
SCALE: 1/4" = 1'-0"



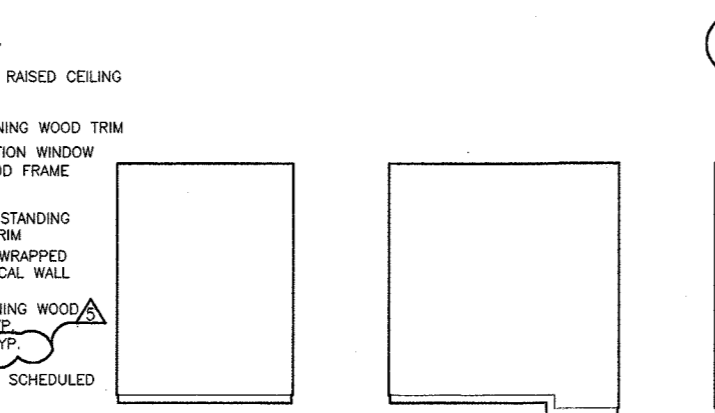
6 ELEVATION MEETING ROOM 106 - LOOKING SOUTH
SCALE: 1/4" = 1'-0"



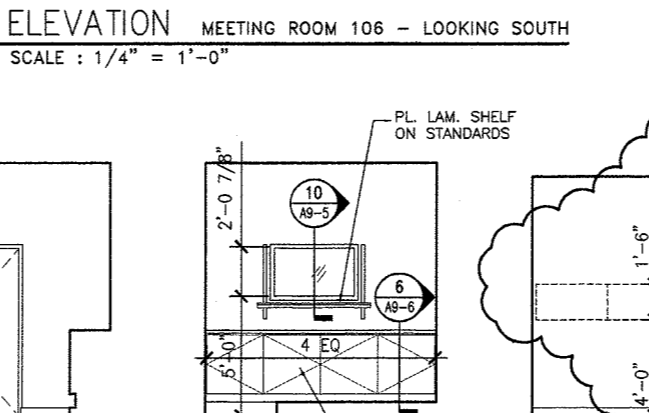
7 ELEVATION MEETING ROOM 106 - LOOKING EAST
SCALE: 1/4" = 1'-0"



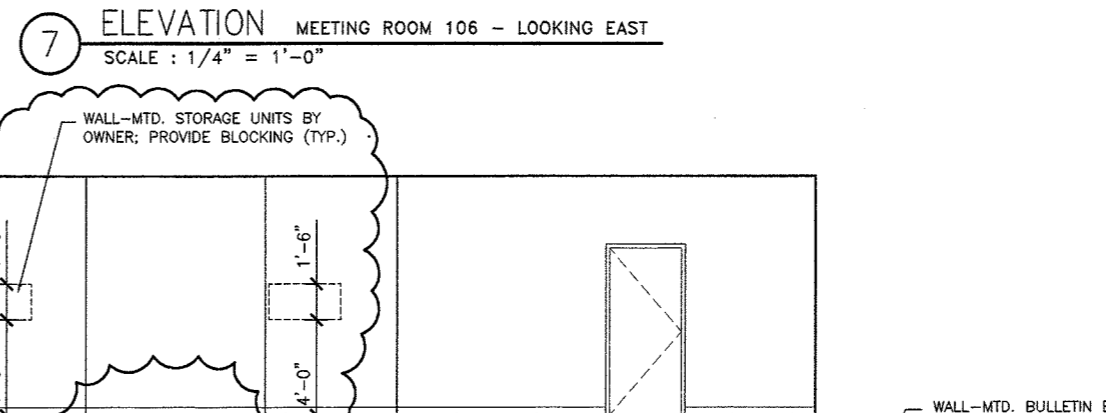
8 ELEVATION MEETING ROOM 106 - LOOKING NORTH
SCALE: 1/4" = 1'-0"



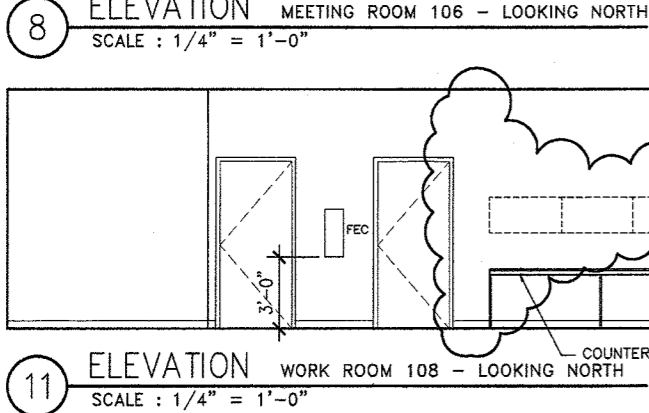
9 ELEVATIONS PROJECTION ROOM 106a
SCALE: 1/4" = 1'-0"



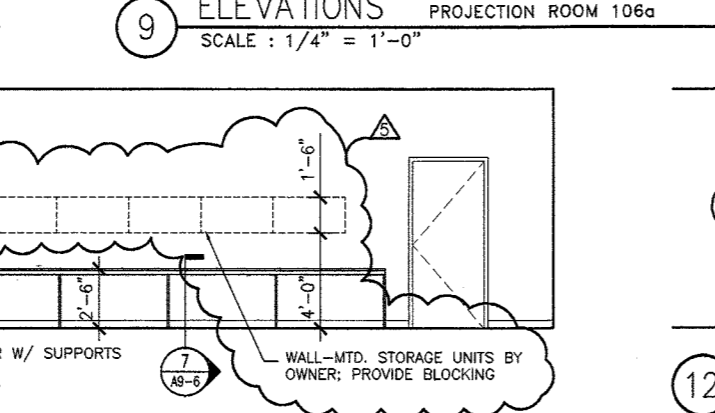
10 ELEVATION WORK ROOM 108 - LOOKING WEST
SCALE: 1/4" = 1'-0"



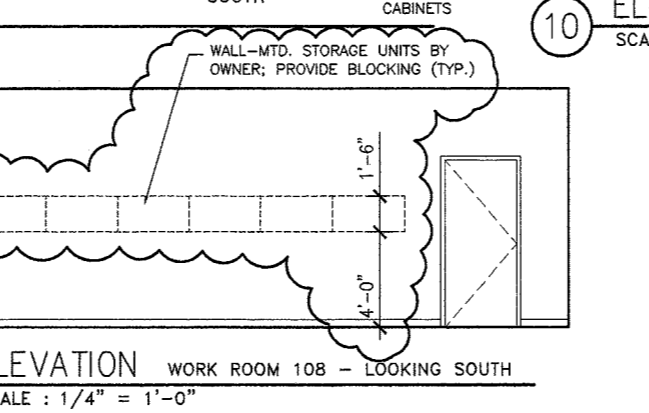
11 ELEVATION WORK ROOM 108 - LOOKING NORTH
SCALE: 1/4" = 1'-0"



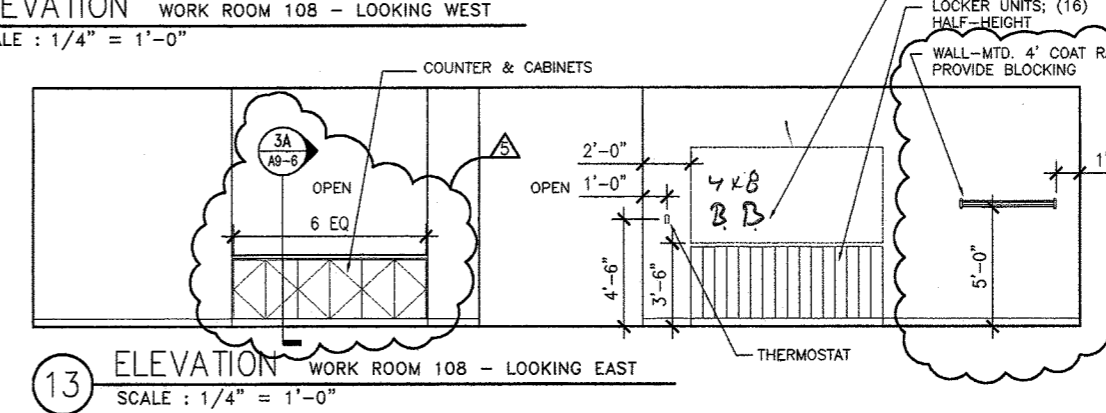
12 ELEVATION WORK ROOM 108 - LOOKING SOUTH
SCALE: 1/4" = 1'-0"



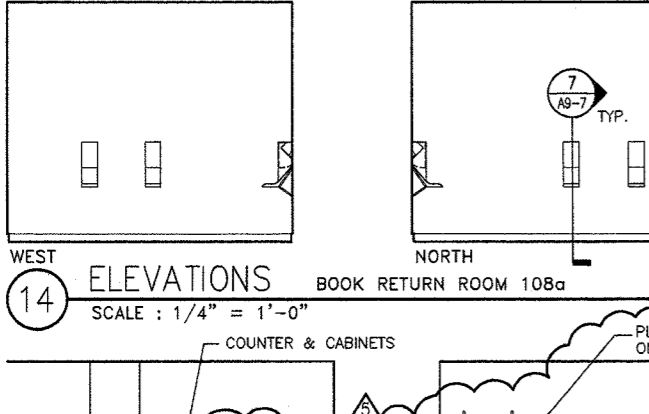
13 ELEVATION WORK ROOM 108 - LOOKING EAST
SCALE: 1/4" = 1'-0"



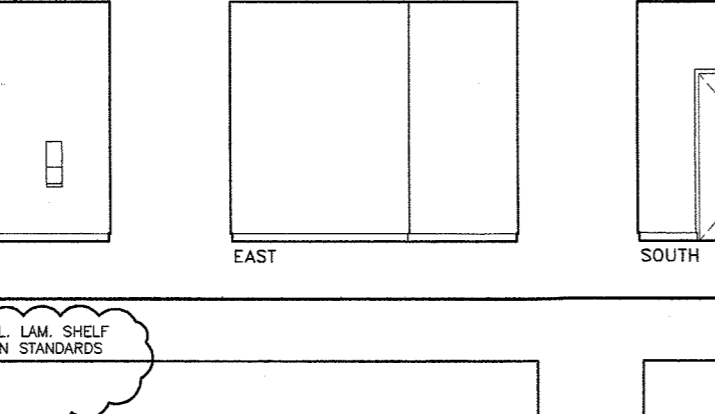
14 ELEVATIONS BOOK RETURN ROOM 108a
SCALE: 1/4" = 1'-0"



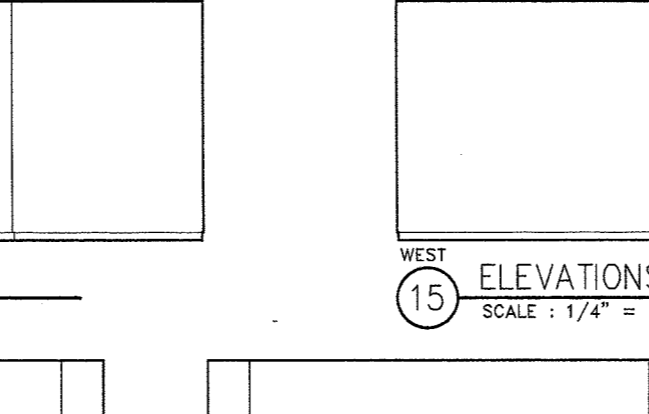
15 ELEVATIONS CONFERENCE ROOM 108b
SCALE: 1/4" = 1'-0"



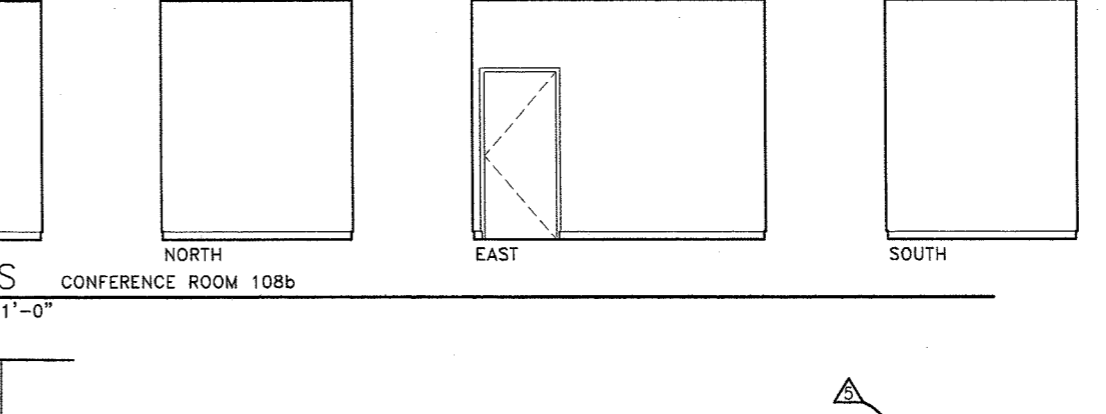
16 ELEVATIONS SORTING AREA 108j
SCALE: 1/4" = 1'-0"



17 ELEVATIONS BOOK RETURN ROOM 108a
SCALE: 1/4" = 1'-0"



18 ELEVATIONS CONFERENCE ROOM 108b
SCALE: 1/4" = 1'-0"



19 ELEVATIONS SORTING AREA 108j
SCALE: 1/4" = 1'-0"

REVISIONS TO THIS SHEET INCLUDE THE FOLLOWING:
1. ADDITIONAL DIMENSIONS HAVE BEEN ADDED FOR CLARIFICATION
2. LIGHTING CONTROLS, ALARMS, THERMOSTATS, AND PULL STATIONS HAVE BEEN ADDED FOR COORDINATION

DES PLAINES
PUBLIC LIBRARY

LIBRARY PLAZA
DES PLAINES, ILLINOIS

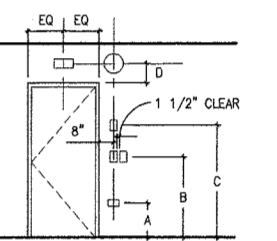
CITY OF DES PLAINES
OWNER

PLAINES TOWN CENTER, L.L.C.
DEVELOPMENT MANAGER

LOHAN ASSOCIATES
ARCHITECTS, PLANNERS, AND INTERIOR DESIGNERS
CHICAGO, ILLINOIS

TENG & ASSOCIATES
STRUCTURAL & MEP ENGINEERS
CHICAGO, ILLINOIS

NOTES:



- TYPICAL LOCATIONS (I.N.G.)
- REFER TO FLOOR PLANS FOR PARTITION TYPES DEPICTED ON THESE ELEVATIONS; REFER TO SCHEDULES FOR THE FINISH OF THE PARTITIONS; REFER TO THESE INTERIOR ELEVATIONS FOR SPECIAL CONDITION, COORDINATIONS, AND DETAILS OF THE FINISHES.
- SEE AS SHEETS FOR TYPICAL WOOD BASE, TYPICAL WOOD TRIM, AND OTHER INFORMATION.
- SEE 1/A6-3.1 FOR TYPICAL GLASS ETCHING DETAIL.

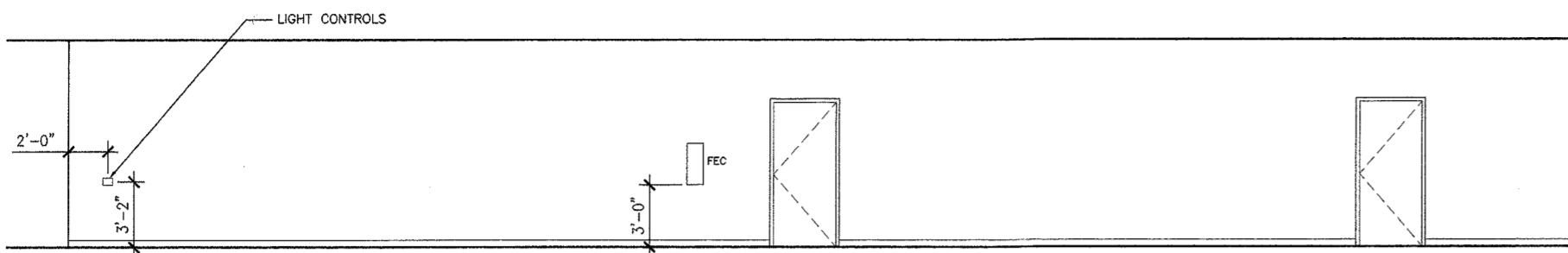
4	03/24/99	ISSUED FOR CONSTRUCTION & FINAL PERMIT
3	01/11/99	ISSUED FOR BID & PERMIT
2	11/24/98	50% CD REVIEW
1	09/15/98	DESIGN DEVELOPMENT
NO.	DATE	DESCRIPTION

DRAWING TITLE:


INTERIOR ELEVATIONS
FIRST FLOOR

SEAL: DRAWING NUMBER:
A5-1.2
DATE: 24 MAR. 1999
SCALE: 1/4" = 1'
DRAWN: MCB
PROJ. NO.: 98260


© 1999 LOHAN ASSOCIATES, INC.



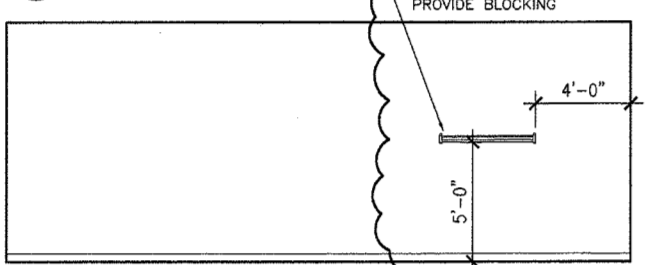
1 ELEVATION CORRIDOR 108K - LOOKING NORTH
SCALE: 1/4" = 1'-0"



2 ELEVATION CORRIDOR 108K - LOOKING EAST
SCALE: 1/4" = 1'-0"



3 ELEVATION CORRIDOR 108K - LOOKING SOUTH
SCALE: 1/4" = 1'-0"

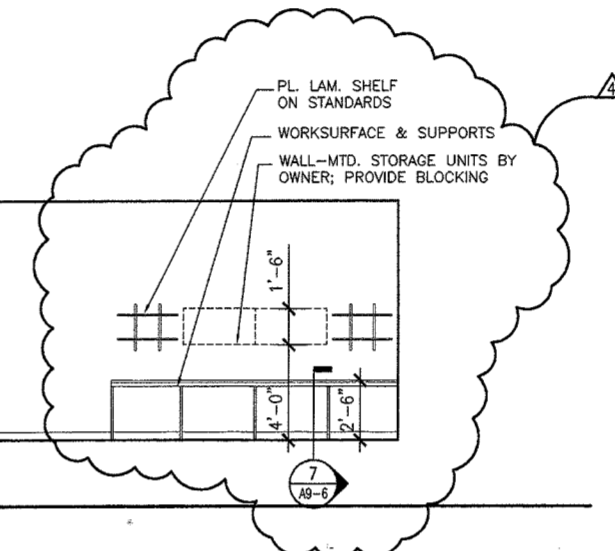


WEST


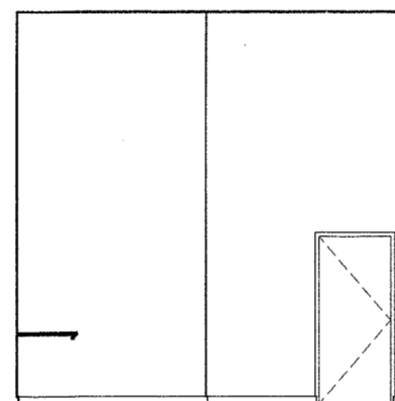
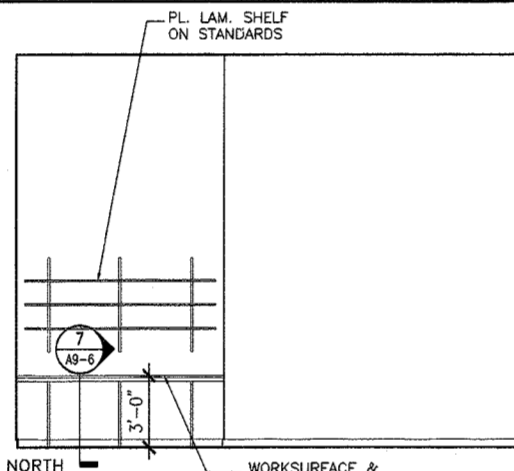

NORTH

EAST

SOUTH



4 ELEVATION WORKROOM 111
SCALE: 1/4" = 1'-0"



WEST

NORTH

EAST

SOUTH

5 ELEVATION WORKROOM 116
SCALE: 1/4" = 1'-0"



WEST

NORTH

EAST

SOUTH

REVISIONS TO THIS SHEET INCLUDE THE FOLLOWING:
1.) ADDITIONAL DIMENSIONS HAVE BEEN ADDED FOR CLARIFICATION
2.) LIGHTING CONTROLS HAVE BEEN ADDED FOR COORDINATION

**DES PLAINES
PUBLIC LIBRARY**

LIBRARY PLAZA
DES PLAINES, ILLINOIS

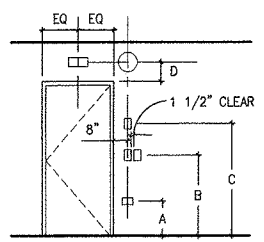
CITY OF DES PLAINES
OWNER

PLAINES TOWN CENTER, L.L.C.
DEVELOPMENT MANAGER

LOHAN ASSOCIATES
ARCHITECTS, PLANNERS AND INTERIOR DESIGNERS
CHICAGO, ILLINOIS

TENG & ASSOCIATES
STRUCTURAL & MEP ENGINEERS
CHICAGO, ILLINOIS

NOTES:



1. TYPICAL LOCATIONS (UNO.)
 2. (1'-3") RECEPTACLES, OUTLETS, TELECOM OUTLETS ORIENTED HORIZONTALLY (CENTERED ON WALL)
 3. (3'-2") SWITCHES, DIMMERS, KEY CONTROLS, PULL STATIONS, CARD READERS
 4. (4'-6") ADJUSTABLE THERMOSTATS
 5. (12" ABOVE TOP OF FRAME) WALL-MTD. EXIT SIGNS, CLOCKS (WHEN ITEMS OCCUR ABOVE OPENINGS OR ON COLLARS OF PANELS THIS CENTER, UNLESS OTHERWISE NOTED)
- NOTE: REVIEW LOCATIONS W/ ARCHITECT IF SPECIAL CONDITIONS OR CONFLICTS OCCUR; RELOCATE ITEMS IF DIRECTED BY ARCHITECT. SEE AREA DIMS FOR SPECIFIC LOCATIONS. SUPERSEDING TYPICAL ARRANGEMENT. COLOR OF ALL ITEMS SHALL BE APPROVED BY ARCHITECT.
2. REFER TO FLOOR PLANS FOR PARTITION TYPES DEPICTED ON THESE ELEVATIONS; REFER TO SCHEDULES FOR THE FINISH OF THE PARTITIONS; REFER TO THESE INTERIOR ELEVATIONS FOR SPECIAL CONDITION, CONFIGURATIONS, AND DETAILS OF THE FINISHES.
 3. SEE AS SHEETS FOR TYPICAL WOOD BASE, TYPICAL WOOD TRIM, AND OTHER INFORMATION.
 4. SEE 1/AB-31 FOR TYPICAL GLASS ETCHING DETAIL.

NO.	DATE	DESCRIPTION
4	03/24/99	ISSUED FOR CONSTRUCTION & FINAL PERMIT
3	01/11/99	ISSUED FOR BID & PERMIT
2	11/24/98	SORX CD REVIEW
1	09/15/98	DESIGN DEVELOPMENT

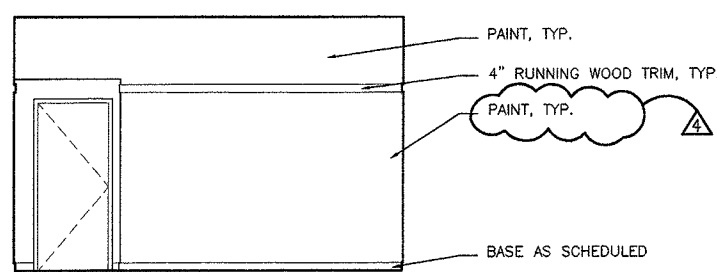
DRAWING TITLE:

**INTERIOR ELEVATIONS
SECOND FLOOR**

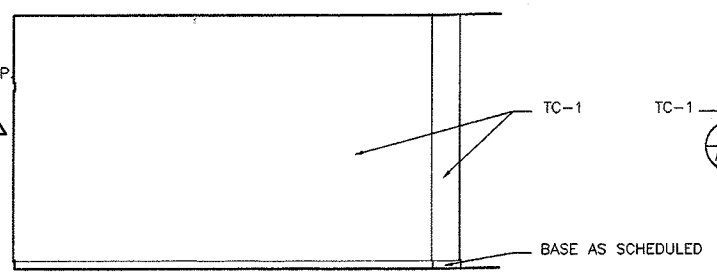
SEAL: **DRAWING NUMBER:
A5-2.0**

DATE: 24 MAR. 1999
SCALE: 1/4" = 1'
DRAWN: MCB
PROJ. NO.: 98260

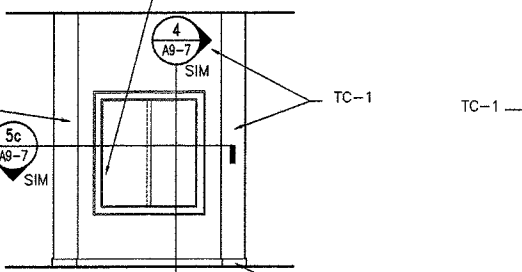
© 1999 LOHAN ASSOCIATES, INC.



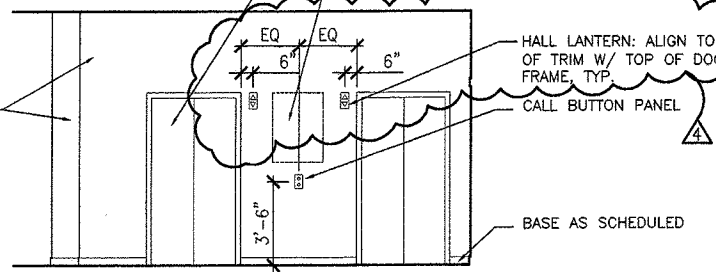
1 ELEVATION COLLECTION AREA 201 -
LOOKING WEST
SCALE: 1/4" = 1'-0"



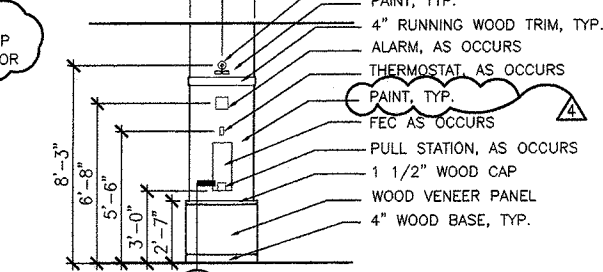
2 ELEVATION COLLECTION AREA 201 -
LOOKING NORTH @ ELEVATOR SHAFT
SCALE: 1/4" = 1'-0"



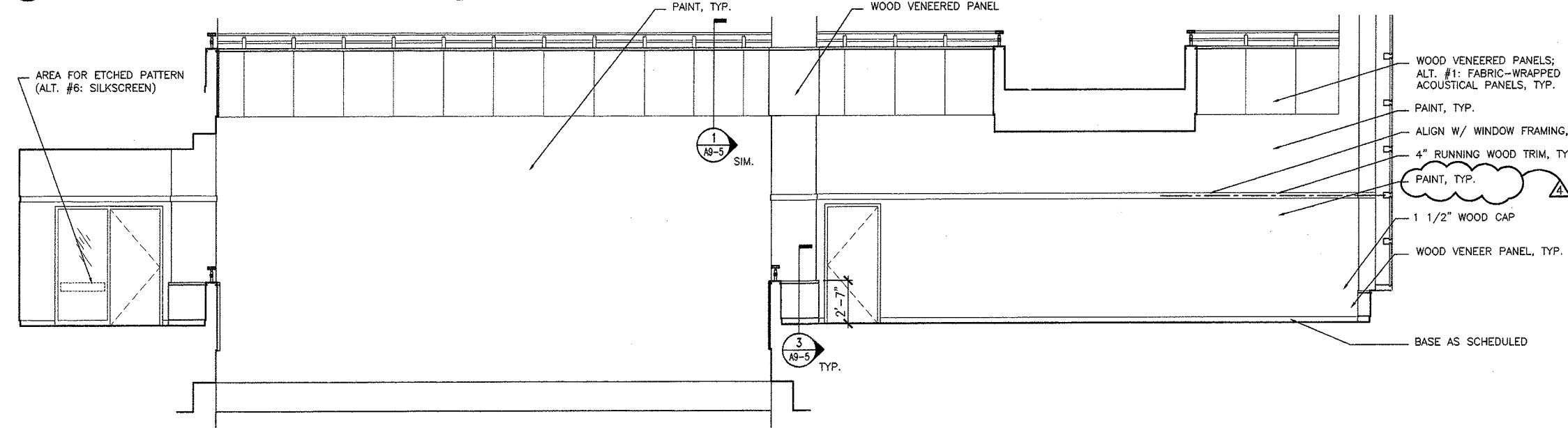
3 ELEVATION AREA 201 - BASE AS SCHEDULED
LOOKING WEST @ ELEV. SHAFT
SCALE: 1/4" = 1'-0"



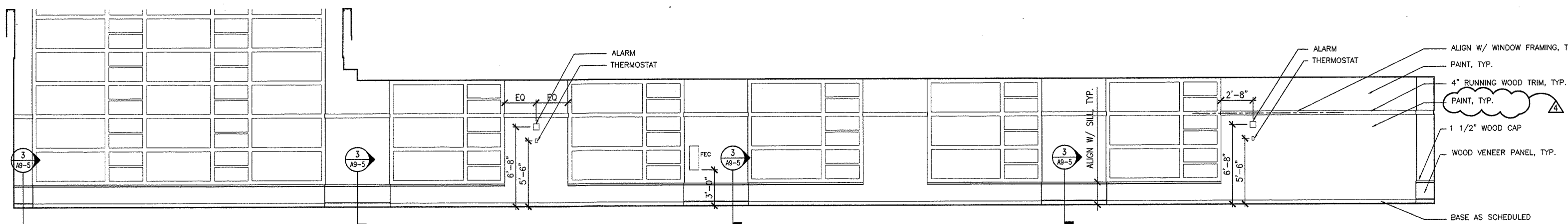
4 ELEVATION LOBBY 201a - LOOKING SOUTH
SCALE: 1/4" = 1'-0"



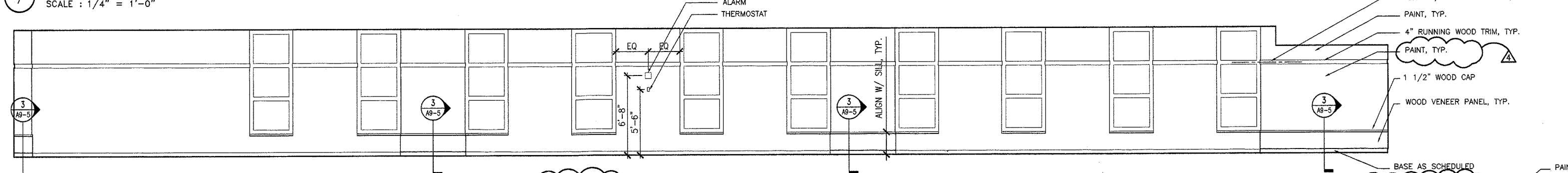
5 ELEVATION TYPICAL COLUMN
SCALE: 1/4" = 1'-0"



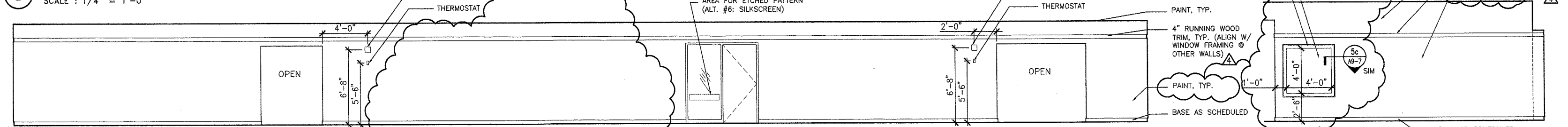
6 ELEVATION COLLECTION AREA 201 - LOOKING WEST
SCALE: 1/4" = 1'-0"



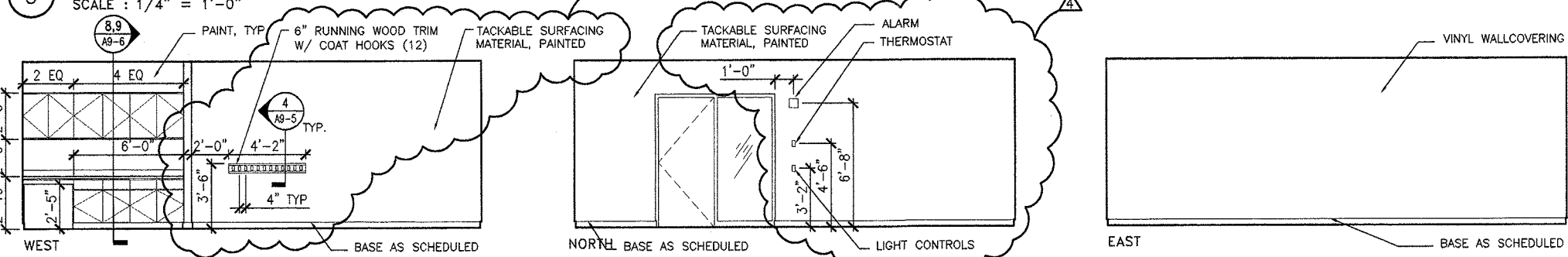
7 ELEVATION COLLECTION AREA 201 - LOOKING NORTH
SCALE: 1/4" = 1'-0"



8 ELEVATION COLLECTION AREA 201 - LOOKING EAST
SCALE: 1/4" = 1'-0"



9 ELEVATION COLLECTION AREA 201 - LOOKING SOUTH
SCALE: 1/4" = 1'-0"



10 ELEVATION AREA 201 - LOOKING SOUTH
SCALE: 1/4" = 1'-0"

11 ELEVATION STORYTIME ROOM 202
SCALE: 1/4" = 1'-0"

REVISIONS TO THIS SHEET INCLUDE THE FOLLOWING:
1.) ADDITIONAL DIMENSIONS HAVE BEEN ADDED FOR CLARIFICATION
2.) LIGHTING CONTROLS, ALARMS, THERMOSTATS, AND PULL STATIONS HAVE BEEN ADDED FOR COORDINATION

**DES PLAINES
PUBLIC LIBRARY**

LIBRARY PLAZA
DES PLAINES, ILLINOIS

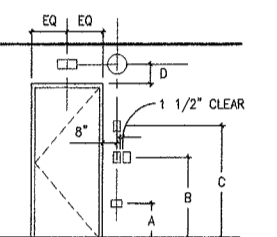
CITY OF DES PLAINES
OWNER

PLAINES TOWN CENTER, L.L.C.
DEVELOPMENT MANAGER

LOHAN ASSOCIATES
ARCHITECTS, PLANNERS, AND INTERIOR DESIGNERS
CHICAGO, ILLINOIS

TENG & ASSOCIATES
STRUCTURAL & MEP ENGINEERS
CHICAGO, ILLINOIS

NOTES:



1. TYPICAL LOCATIONS (UNO.)
- A (1'-3") RECEPTACLES, OUTLETS, TELECOM OUTLETS ORIENTED HORIZONTALLY (CENTERED ON WALL)
- B (3'-2") SWITCHES, DIMMERS, KEY CONTROLS, PULL STATIONS, CARD READERS
- C (4'-6") ADJUSTABLE THERMOSTATS
- D (12" ABOVE TOP OF FRAME) WALL-MTD. EXIT SIGNS, CLOCKS (WHEN ITEMS OCCUR ABOVE OPENINGS OR ON COLLARS OR PANELS THEN CENTER, UNLESS OTHERWISE NOTED)

NOTE: REVIEW LOCATIONS W/ ARCHITECT IF SPECIAL CONDITIONS OR CONFLICTS OCCUR. RELOCATE ITEMS IF DIRECTED BY ARCHITECT. SEE ARCH. DWS. FOR SPECIFIC LOCATIONS SUPERSEDING TYPICAL ARRANGEMENT. COLOR OF ALL ITEMS SHALL BE APPROVED BY ARCHITECT.

2. REFER TO FLOOR PLANS FOR PARTITION TYPES DEPICTED ON THESE ELEVATIONS. REFER TO SCHEDULES FOR THE FINISH OF THE PARTITIONS. REFER TO THESE INTERIOR ELEVATIONS FOR SPECIAL CONDITION, COORDINATIONS, AND DETAILS OF THE FINISHES.
3. SEE A9 SHEETS FOR TYPICAL WOOD BASE, TYPICAL WOOD TRIM, AND OTHER INFORMATION.
4. SEE 1/A9-3.1 FOR TYPICAL GLASS ETCHING DETAIL.

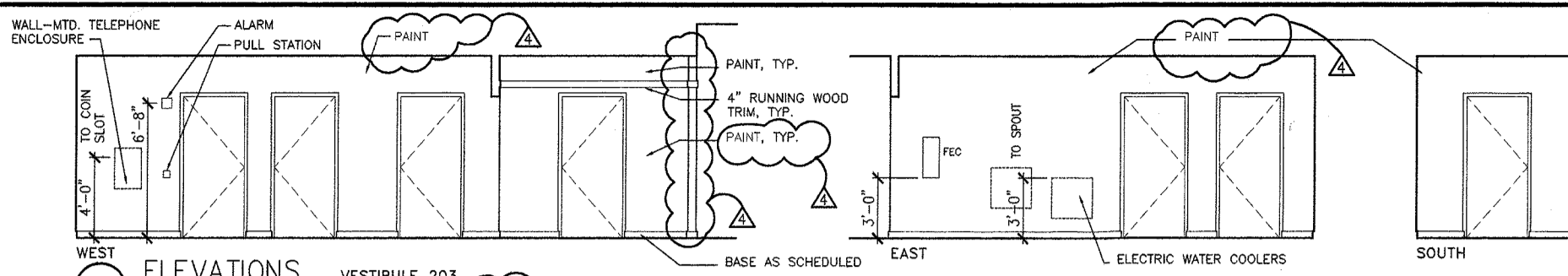
NO.	DATE	DESCRIPTION
4	03/24/99	ISSUED FOR CONSTRUCTION & FINAL PERMIT
3	01/11/99	ISSUED FOR BID & PERMIT
2	11/24/98	50% CD REVIEW
1	09/15/98	DESIGN DEVELOPMENT

DRAWING TITLE:

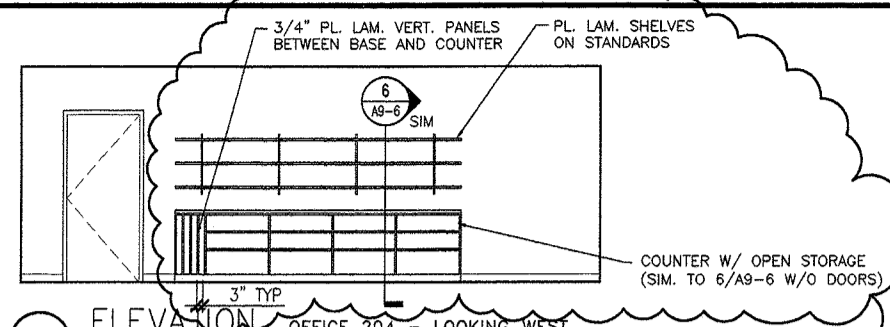
**INTERIOR ELEVATIONS
SECOND FLOOR**

SEAL: DRAWING NUMBER:
A5-2.1
DATE: 24 MAR. 1999
SCALE: 1/4" = 1'
DRAWN: MCB
PROJ. NO.: 98260


© 1999 LOHAN ASSOCIATES, INC.




1 ELEVATIONS VESTIBULE 203
SCALE: 1/4" = 1'-0"



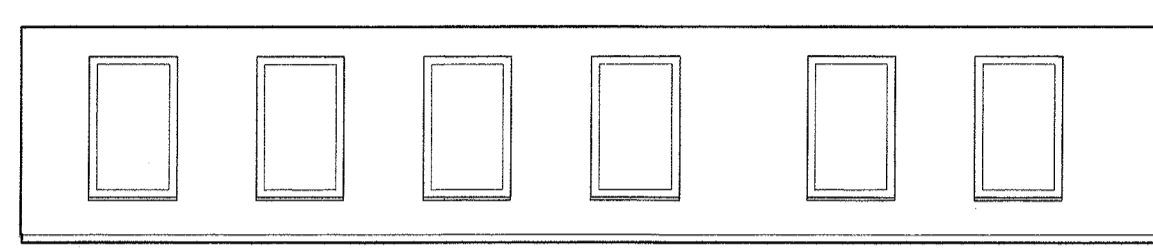
2 ELEVATION OFFICE 204 - LOOKING WEST
SCALE: 1/4" = 1'-0"



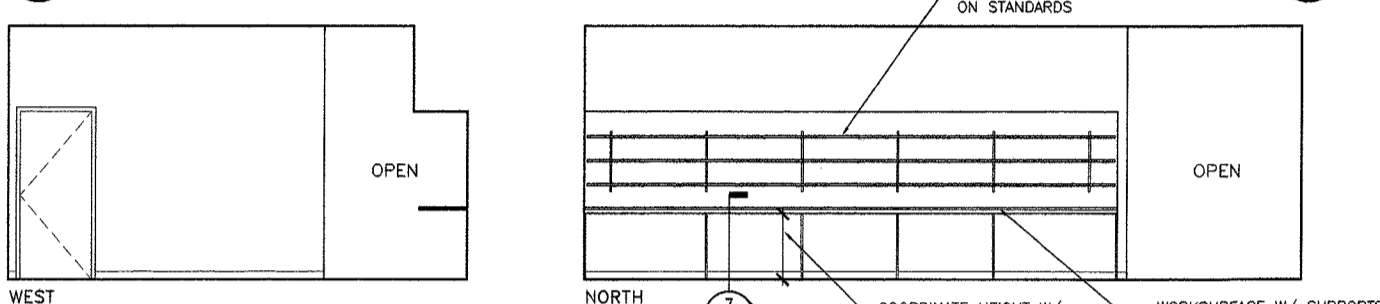
3 ELEVATION OFFICE 204 - LOOKING NORTH
SCALE: 1/4" = 1'-0"



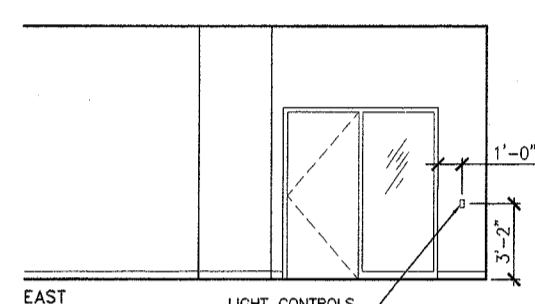
4 ELEVATION OFFICE 204 - LOOKING EAST
SCALE: 1/4" = 1'-0"



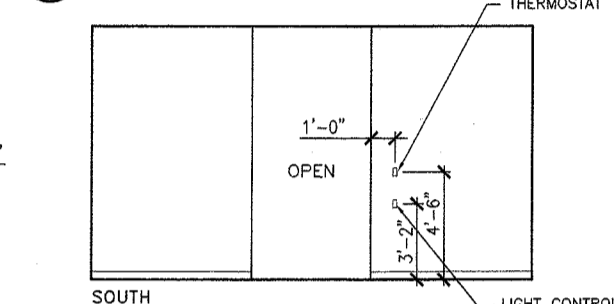
5 ELEVATION OFFICE 204 - LOOKING SOUTH
SCALE: 1/4" = 1'-0"



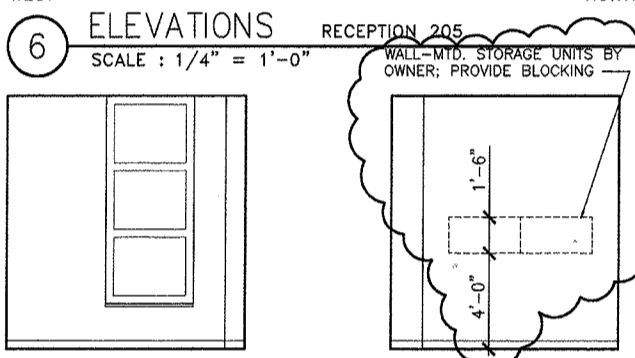
6 ELEVATIONS RECEPTION 205
SCALE: 1/4" = 1'-0"



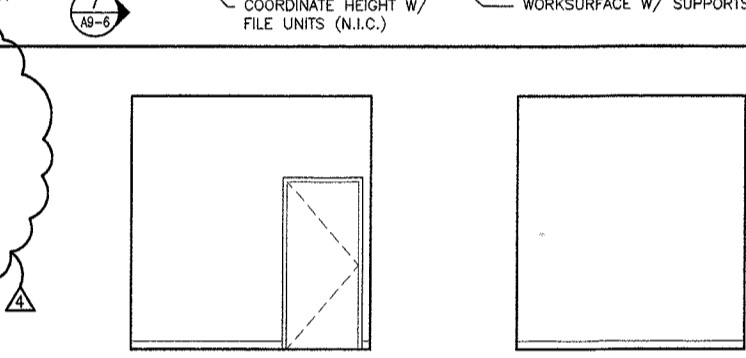
7 ELEVATION RECEPTION 205 - LOOKING EAST
SCALE: 1/4" = 1'-0"




8 ELEVATION RECEPTION 205 - LOOKING SOUTH
SCALE: 1/4" = 1'-0"




9 ELEVATIONS OFFICE 205a
SCALE: 1/4" = 1'-0"



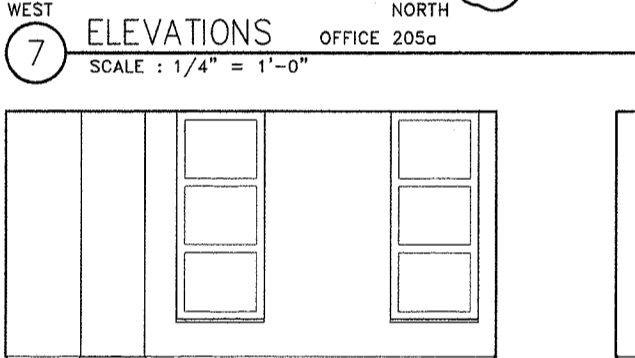
10 ELEVATIONS OFFICE 205a - LOOKING EAST
SCALE: 1/4" = 1'-0"



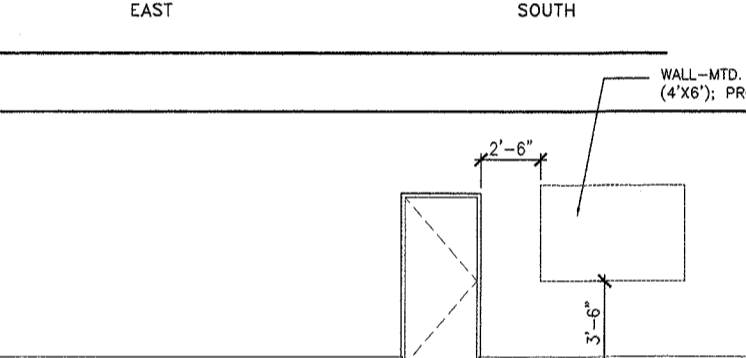
11 ELEVATIONS OFFICE 205a - LOOKING WEST
SCALE: 1/4" = 1'-0"



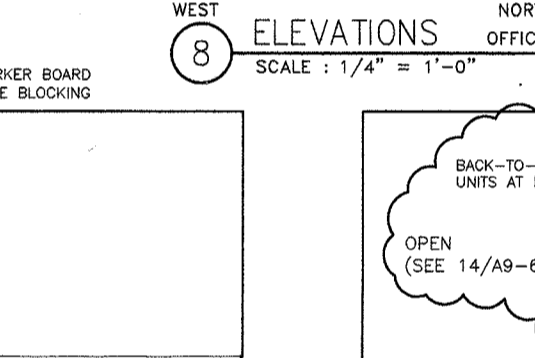
12 ELEVATIONS OFFICE 205a - LOOKING EAST
SCALE: 1/4" = 1'-0"



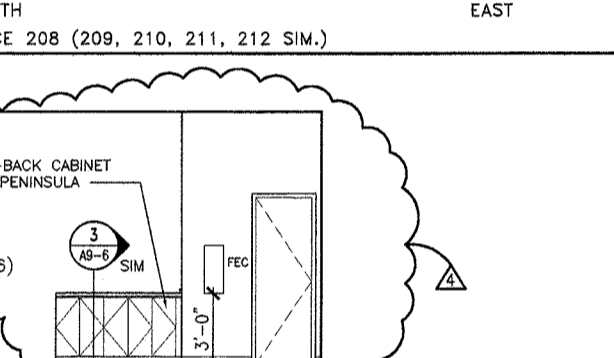
13 ELEVATIONS LOUNGE 214 - LOOKING WEST
SCALE: 1/4" = 1'-0"



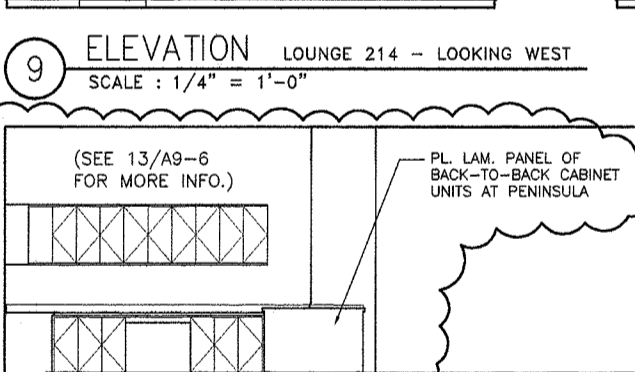
14 ELEVATIONS LOUNGE 214 - LOOKING EAST
SCALE: 1/4" = 1'-0"



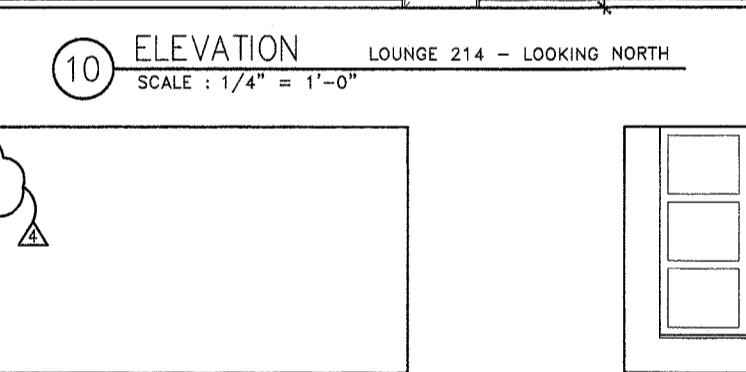
15 ELEVATION LOUNGE 214 - LOOKING NORTH
SCALE: 1/4" = 1'-0"



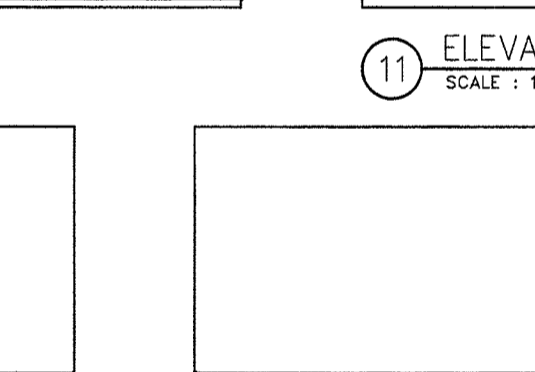
16 ELEVATION LOUNGE 214 - LOOKING SOUTH
SCALE: 1/4" = 1'-0"



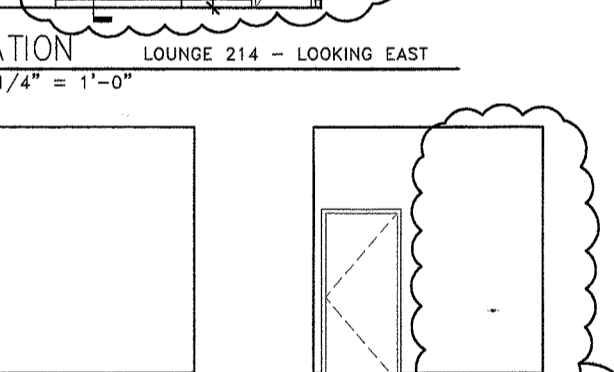
17 ELEVATION LOUNGE 214 - LOOKING WEST
SCALE: 1/4" = 1'-0"



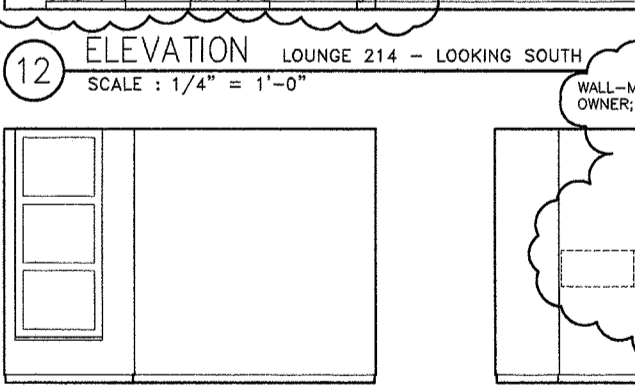
18 ELEVATIONS LOUNGE 214 - LOOKING EAST
SCALE: 1/4" = 1'-0"



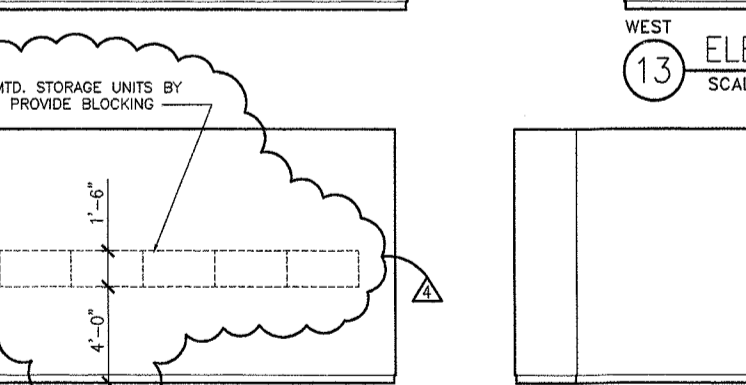
19 ELEVATIONS LOUNGE 214 - LOOKING WEST
SCALE: 1/4" = 1'-0"



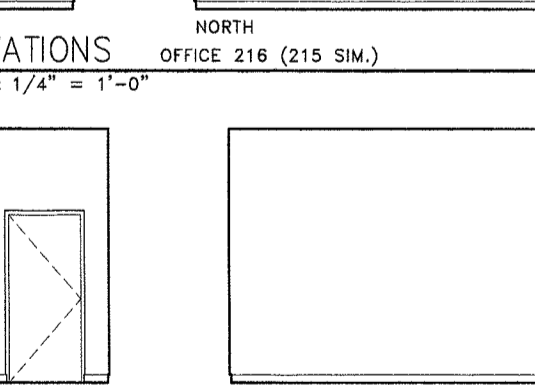
20 ELEVATIONS LOUNGE 214 - LOOKING EAST
SCALE: 1/4" = 1'-0"



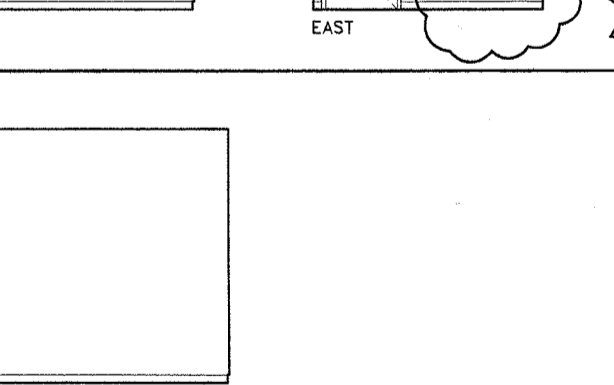
21 ELEVATIONS OFFICE 216 (215 SIM.)
SCALE: 1/4" = 1'-0"



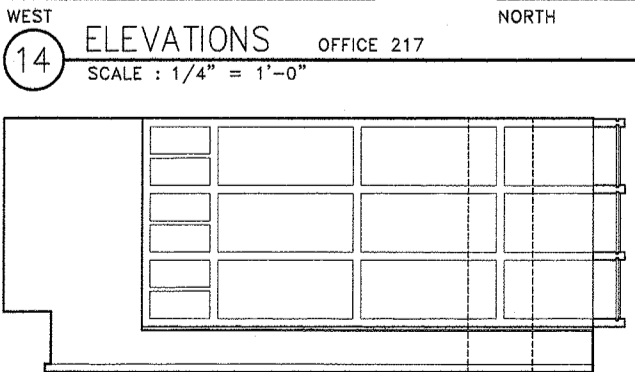
22 ELEVATIONS OFFICE 216 (215 SIM.)
SCALE: 1/4" = 1'-0"



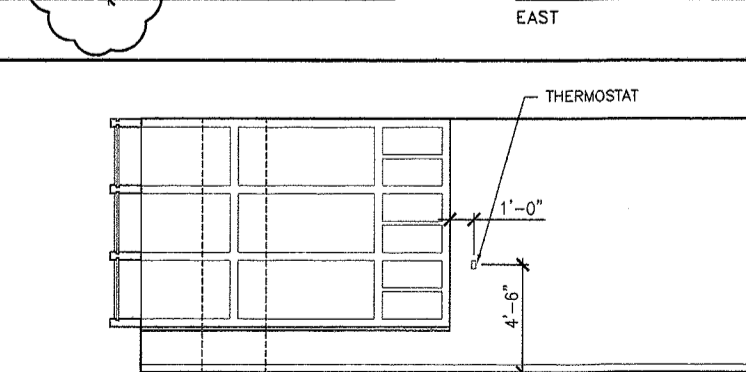
23 ELEVATIONS OFFICE 216 (215 SIM.)
SCALE: 1/4" = 1'-0"



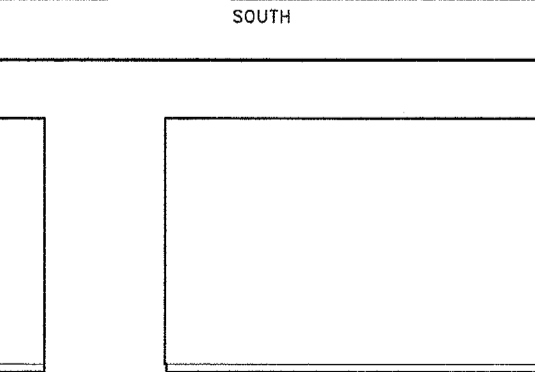
24 ELEVATIONS OFFICE 216 (215 SIM.)
SCALE: 1/4" = 1'-0"




25 ELEVATIONS OFFICE 217
SCALE: 1/4" = 1'-0"




26 ELEVATIONS OFFICE 217
SCALE: 1/4" = 1'-0"



27 ELEVATIONS OFFICE 217
SCALE: 1/4" = 1'-0"




28 ELEVATIONS OFFICE 217
SCALE: 1/4" = 1'-0"



29 ELEVATIONS TRAINING AREA 218
SCALE: 1/4" = 1'-0"



30 ELEVATIONS TRAINING AREA 218
SCALE: 1/4" = 1'-0"



31 ELEVATIONS TRAINING AREA 218
SCALE: 1/4" = 1'-0"



32 ELEVATIONS TRAINING AREA 218
SCALE: 1/4" = 1'-0"

REVISIONS TO THIS SHEET INCLUDE THE FOLLOWING:
1.) ADDITIONAL DIMENSIONS HAVE BEEN ADDED FOR CLARIFICATION
2.) LIGHTING CONTROLS, ALARMS, THERMOSTATS, AND PULL STATIONS HAVE BEEN ADDED FOR COORDINATION

**DES PLAINES
PUBLIC LIBRARY**

LIBRARY PLAZA
DES PLAINES, ILLINOIS

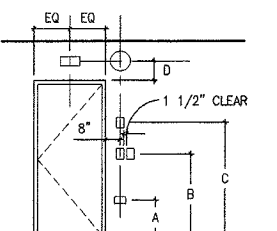
CITY OF DES PLAINES
OWNER

PLAINES TOWN CENTER, L.L.C.
DEVELOPMENT MANAGER

LOHAN ASSOCIATES
ARCHITECTS, PLANNERS, AND INTERIOR DESIGNERS
CHICAGO, ILLINOIS

TENG & ASSOCIATES
STRUCTURAL & MEP ENGINEERS
CHICAGO, ILLINOIS

NOTES:



1. TYPICAL LOCATIONS (U.N.O.)
 - A (1"-3") RECEPTACLES, OUTLETS, TELECOM OUTLETS ORIENTED HORIZONTALLY (CENTERED ON WALL)
 - B (3"-2") SWITCHES, DIMMERS, KEY CONTROLS, PULL STATIONS, CARD READERS
 - C (4"-8") ADJUSTABLE THERMOSTATS
 - D (12" ABOVE TOP OF FRAME) WALL-MTD. EXT. SIONS, GLOBS (WHEN ITEMS OCCUR ABOVE DOORS OR ON COLLARS OR PANELS THEN CENTER, UNLESS OTHERWISE NOTED)
- NOTE: REVIEW LOCATIONS W/ ARCHITECT IF SPECIAL CONDITIONS OR COMPLEX OCCUR. RELOCATE ITEMS IF DIRECTED BY ARCHITECT. SEE ARCH. DWS. FOR SPECIFIC LOCATIONS. SUPERSEDING TYPICAL ARRANGEMENT. COLOR OF ALL ITEMS SHALL BE APPROVED BY ARCHITECT.
2. REFER TO FLOOR PLANS FOR PARTITION TYPES DEPICTED ON THESE ELEVATIONS. REFER TO SCHEDULES FOR THE FINISH OF THE PARTITIONS. REFER TO THESE INTERIOR ELEVATIONS FOR SPECIAL CONDITIONS, CONFIGURATIONS, AND DETAILS OF THE FINISHES.
 3. SEE A9 SHEETS FOR TYPICAL WOOD BASE, TYPICAL WOOD TRIM, AND OTHER INFORMATION.
 4. SEE 1/A9-3.1 FOR TYPICAL GLASS ECHING DETAIL.

NO.	DATE	DESCRIPTION
4	03/24/99	ISSUED FOR CONSTRUCTION & FINAL PERMIT
3	01/11/99	ISSUED FOR BID & PERMIT
2	11/24/98	50% CD REVIEW
1	09/15/98	DESIGN DEVELOPMENT

DRAWING TITLE:

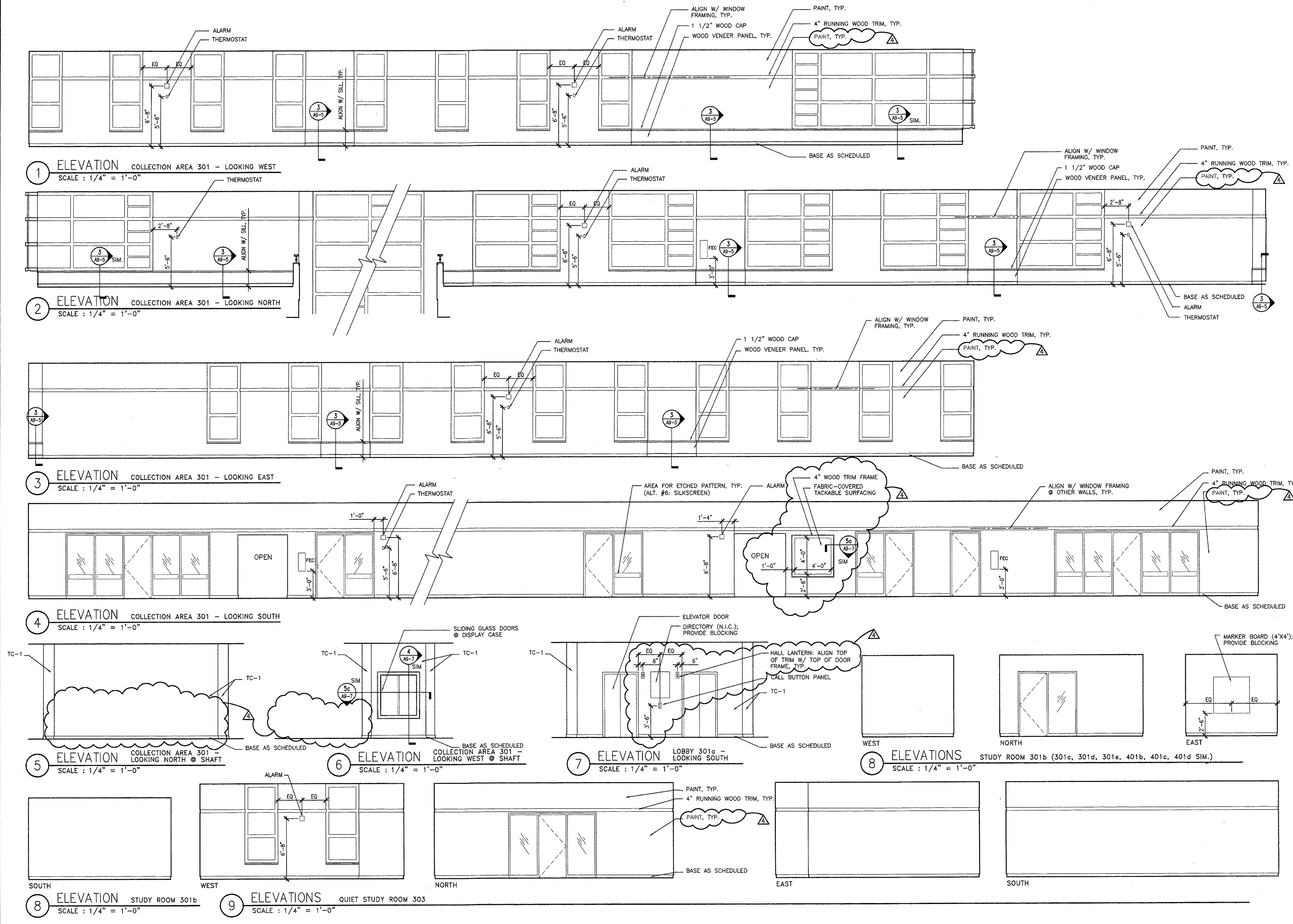
**INTERIOR ELEVATIONS
THIRD FLOOR**

SEAL:

DRAWING NUMBER:
A5-2.2

DATE: 24 MAR. 1999
SCALE: 1/4" = 1'
DRAWN: MCB
PROJ. NO.: 98260

© 1999 LOHAN ASSOCIATES, INC.



REVISIONS TO THIS SHEET INCLUDE THE FOLLOWING:
1.) ADDITIONAL DIMENSIONS HAVE BEEN ADDED FOR CLARIFICATION
2.) ALARMS AND THERMOSTATS HAVE BEEN ADDED FOR COORDINATION

DES PLAINES
PUBLIC LIBRARY

LIBRARY PLAZA
DES PLAINES, ILLINOIS

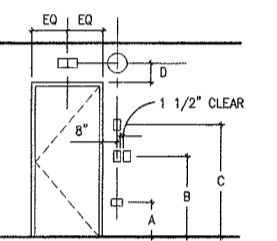
CITY OF DES PLAINES
OWNER

PLAINES TOWN CENTER, L.L.C.
DEVELOPMENT MANAGER

LOHAN ASSOCIATES
ARCHITECTS, PLANNERS, AND INTERIOR DESIGNERS
CHICAGO, ILLINOIS

TENG & ASSOCIATES
STRUCTURAL & MEP ENGINEERS
CHICAGO, ILLINOIS

NOTES:



1. TYPICAL LOCATIONS (U.N.O.)
- A (1"-3") RECEPTACLES, OUTLETS, TELECOM OUTLETS ORIENTED HORIZONTALLY (CENTERED ON WALL)
- B (3"-7") SWITCHES, DIMMERS, KEY CONTROLS, PULL STATIONS, CARD READERS
- C (4"-8") ADJUSTABLE THERMOSTATS
- D (12" ABOVE TOP OF FRAME) WALL-MTD. EXIT SIGNS, CLOCKS (WHEN ITEMS OCCUR ABOVE OPENINGS OR ON COLLARS OR PANELS THEN CENTER, UNLESS OTHERWISE NOTED)

NOTE: REVIEW LOCATIONS W/ ARCHITECT IF SPECIAL CONDITIONS OR CONFLICTS OCCUR. RELOCATE ITEMS IF DIRECTED BY ARCHITECT. SEE ARCH. DINGS FOR SPECIFIC LOCATIONS. SUPERSEDING TYPICAL ARRANGEMENT. COLOR OF ALL ITEMS SHALL BE APPROVED BY ARCHITECT.

3. REFER TO FLOOR PLANS FOR PARTITION TYPES DEPICTED ON THESE ELEVATIONS. REFER TO SCHEDULES FOR THE FINISH OF THE PARTITIONS. REFER TO THESE INTERIOR ELEVATIONS FOR SPECIAL CONDITION, CONFIGURATIONS, AND DETAILS OF THE FINISHES.

3. SEE AB SHEETS FOR TYPICAL WOOD BASE, TYPICAL WOOD TRIM, AND OTHER INFORMATION.

4. SEE 1/AB-3.1 FOR TYPICAL GLASS ETCHING DETAIL.

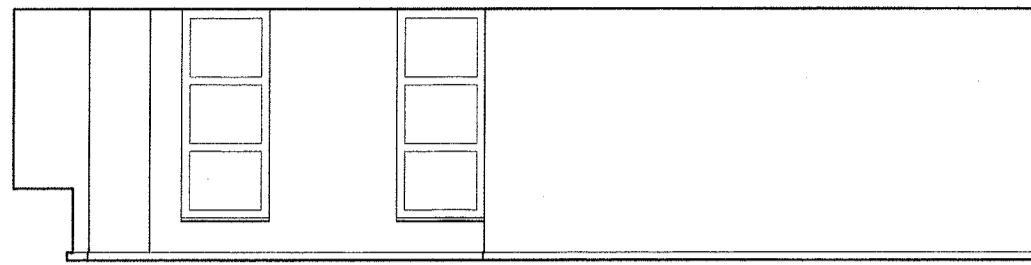
NO.	DATE	DESCRIPTION
4	03/24/99	ISSUED FOR CONSTRUCTION & FINAL PERMIT
3	01/11/99	ISSUED FOR BID & PERMIT
2	11/24/98	50% CD REVIEW
1	09/15/98	DESIGN DEVELOPMENT

DRAWING TITLE:


INTERIOR ELEVATIONS
THIRD FLOOR

SEAL: DRAWING NUMBER:
A5-2.3
DATE: 24 MAR. 1999
SCALE: 1/4" = 1'
DRAWN: MCB
PROJ. NO.: 98260

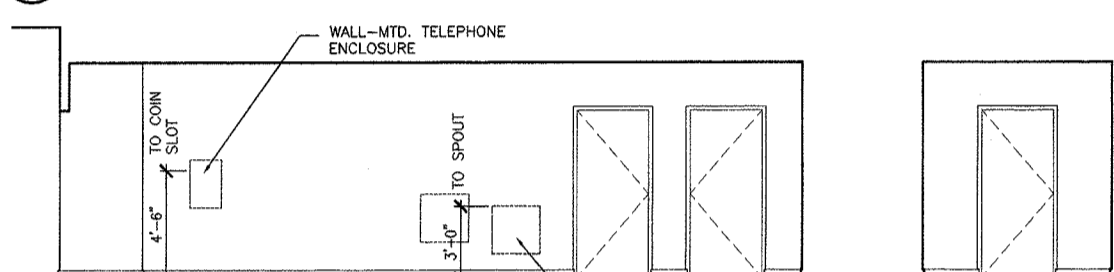
© 1999 LOHAN ASSOCIATES, INC.



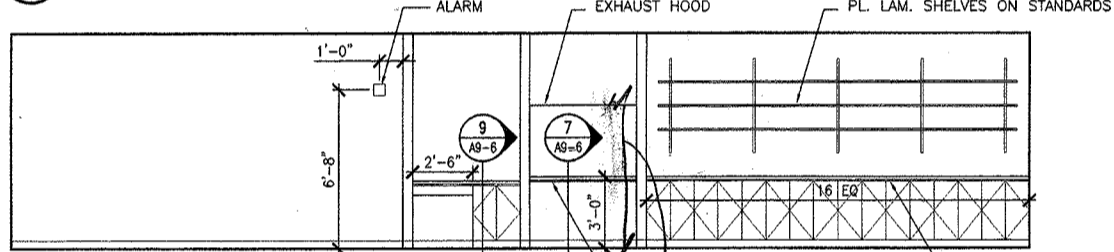
1 ELEVATION OFFICE 304 - LOOKING WEST
SCALE: 1/4" = 1'-0"



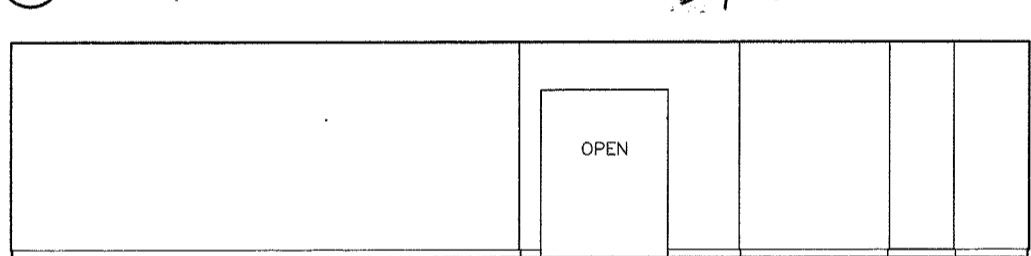
3 ELEVATION OFFICE 304 - LOOKING EAST
SCALE: 1/4" = 1'-0"



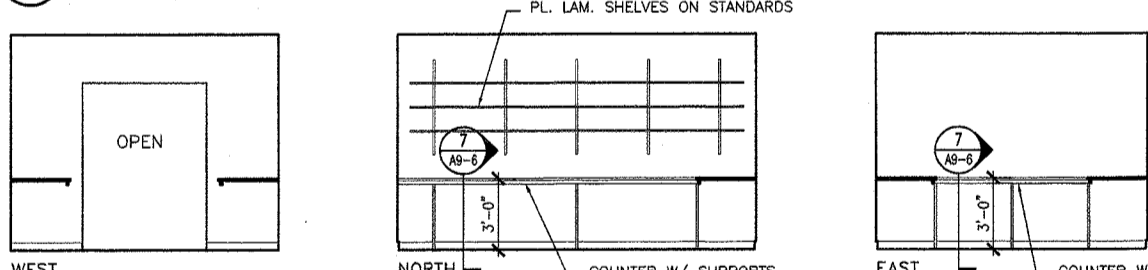
5 ELEVATIONS VESTIBULE 305
SCALE: 1/4" = 1'-0"



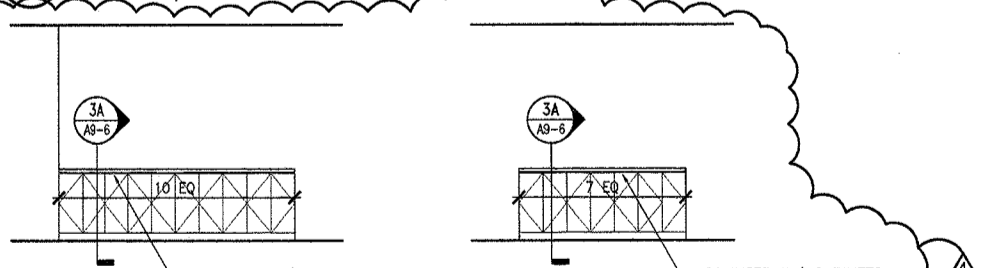
6 ELEVATION OFFICE 306 - LOOKING WEST
SCALE: 1/4" = 1'-0"



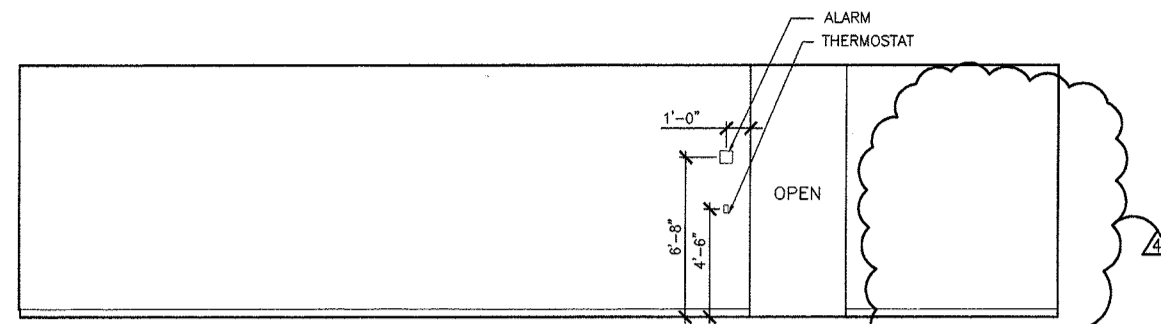
8 ELEVATION OFFICE 306 - LOOKING EAST
SCALE: 1/4" = 1'-0"



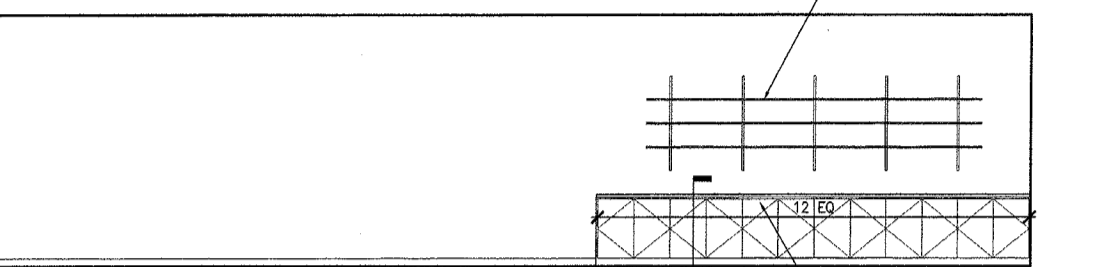
10 ELEVATIONS WORK AREA 306a
SCALE: 1/4" = 1'-0"



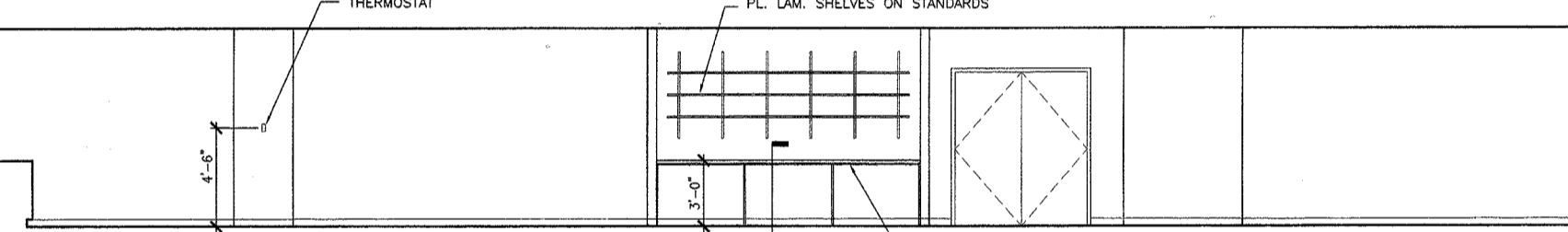
11 ELEVATION OFFICE 306
SCALE: 1/4" = 1'-0"



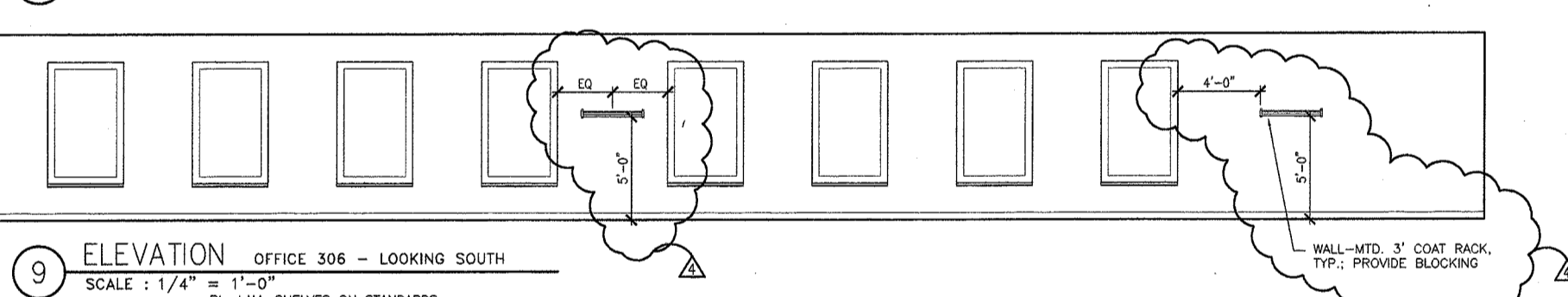
2 ELEVATION OFFICE 304 - LOOKING NORTH
SCALE: 1/4" = 1'-0"



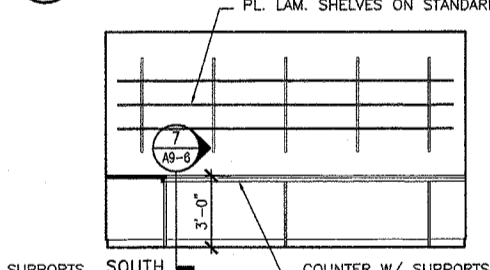
4 ELEVATION OFFICE 304 - LOOKING SOUTH
SCALE: 1/4" = 1'-0"



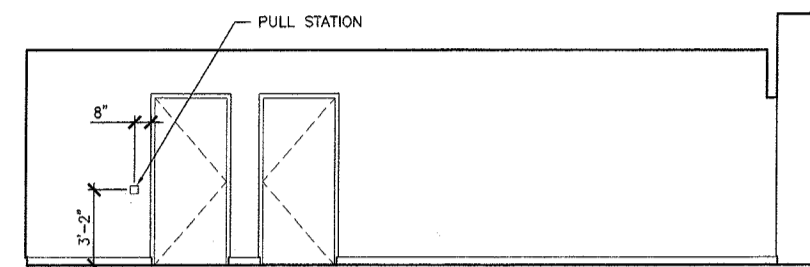
7 ELEVATION OFFICE 306 - LOOKING NORTH
SCALE: 1/4" = 1'-0"



9 ELEVATION OFFICE 306 - LOOKING SOUTH
SCALE: 1/4" = 1'-0"



12 ELEVATION OFFICE 306
SCALE: 1/4" = 1'-0"



5 ELEVATION VESTIBULE 305
SCALE: 1/4" = 1'-0"

REVISIONS TO THIS SHEET INCLUDE THE FOLLOWING:
1.) ADDITIONAL DIMENSIONS HAVE BEEN ADDED FOR CLARIFICATION
2.) LIGHTING CONTROLS, ALARMS, THERMOSTATS, AND PULL STATIONS HAVE BEEN ADDED FOR COORDINATION

**DES PLAINES
PUBLIC LIBRARY**

LIBRARY PLAZA
DES PLAINES, ILLINOIS

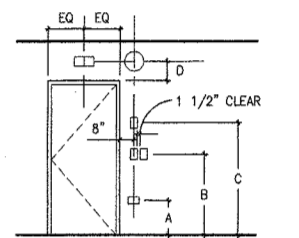
CITY OF DES PLAINES
OWNER

PLAINES TOWN CENTER, L.L.C.
DEVELOPMENT MANAGER

LOHAN ASSOCIATES
ARCHITECTS, PLANNERS, AND INTERIOR DESIGNERS
CHICAGO, ILLINOIS

TENG & ASSOCIATES
STRUCTURAL & MEP ENGINEERS
CHICAGO, ILLINOIS

NOTES:



1. TYPICAL LOCATIONS (U.N.O.)
- A (1"-3") RECEPTACLES, OUTLETS, TELECOM OUTLETS ORIENTED HORIZONTALLY (CENTERED ON WALL)
- B (5"-27") SWITCHES, DIMMERS, KEY CONTROLS FULL SYSTEMS, CARD READERS
- C (4"-6") ADJUSTABLE THERMOSTATS
- D (1" ABOVE TOP OF FRAME) WALL-MTD. EXIT SIGNS, CLOCKS (WHEN ITEMS OCCUR ABOVE OPENINGS OR ON COLLARS OR PANELS THEN CENTER, UNLESS OTHERWISE NOTED)

NOTE: REVIEW LOCATIONS W/ ARCHITECT IF SPECIAL CONDITIONS OR CONFLICTS OCCUR. RELOCATE ITEMS IF DIRECTED BY ARCHITECT. SEE ARCH. DWGS. FOR SPECIFIC LOCATIONS SUPERSEEDING TYPICAL ARRANGEMENT. COLOR OF ALL ITEMS SHALL BE APPROVED BY ARCHITECT.

2. REFER TO FLOOR PLANS FOR PARTITION TYPES DEPICTED ON THESE ELEVATIONS. REFER TO SCHEDULES FOR THE FINISH OF THE PARTITIONS. REFER TO THESE INTERIOR ELEVATIONS FOR SPECIAL CONDITION, CONFIGURATIONS, AND DETAILS OF THE FINISHES.

3. SEE A5 SHEETS FOR TYPICAL WOOD BASE, TYPICAL WOOD TRIM, AND OTHER INFORMATION.

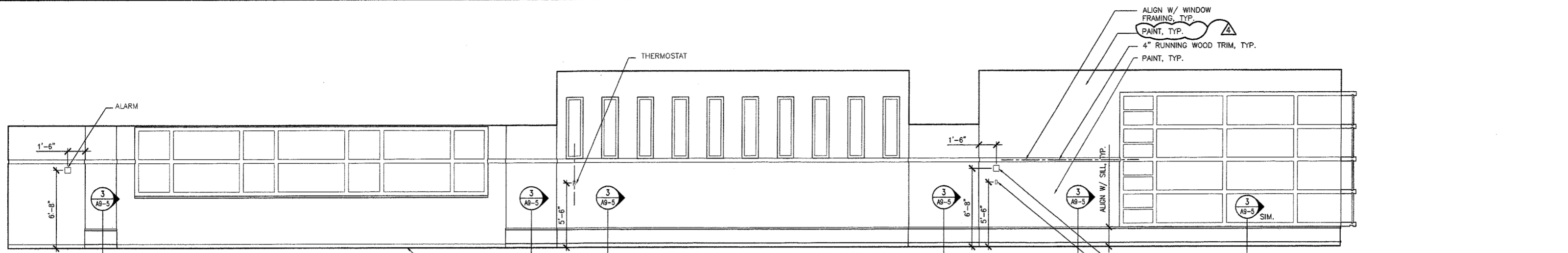
4. SEE 1/A5-3.1 FOR TYPICAL GLASS ETCHING DETAIL.

NO.	DATE	DESCRIPTION
4	03/24/99	ISSUED FOR CONSTRUCTION & FINAL PERMIT
3	01/11/99	ISSUED FOR BID & PERMIT
2	11/24/98	50% CD REVIEW
1	09/15/98	DESIGN DEVELOPMENT

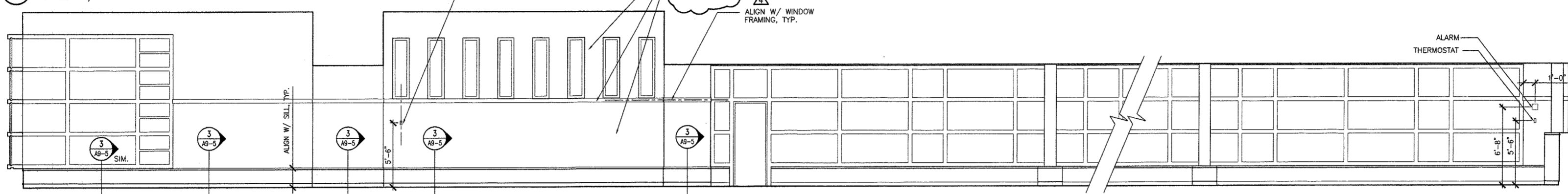
DRAWING TITLE:

**INTERIOR ELEVATIONS
FOURTH FLOOR**

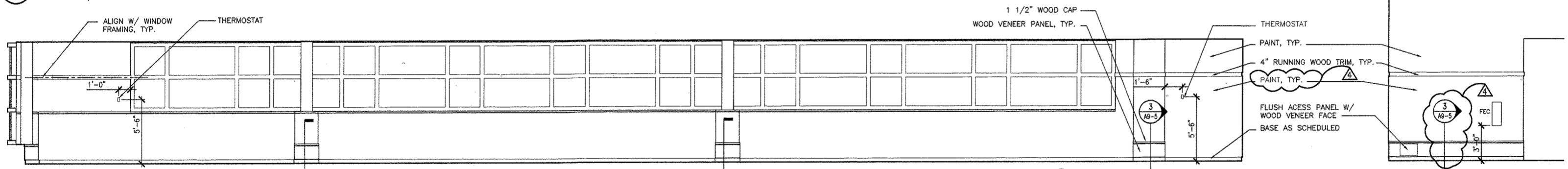
SCALE: DRAWING NUMBER:
A5-2.4
DATE: 24 MAR. 1999
SCALE: 1/4" = 1'
DRAWN: MCB
PROJ. NO.: 98260
© 1999 LOHAN ASSOCIATES, INC.



1 ELEVATION COLLECTION AREA 401 - LOOKING WEST
SCALE: 1/4" = 1'-0"

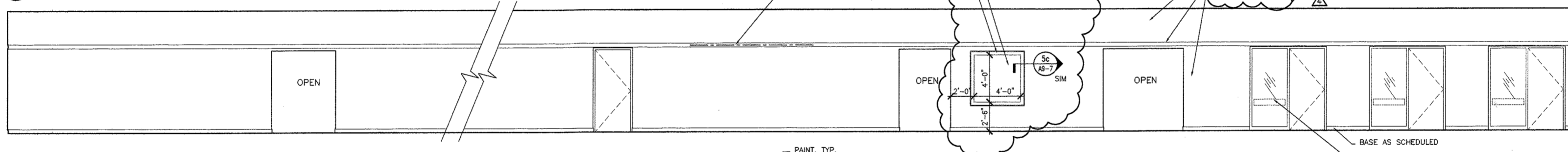


2 ELEVATION COLLECTION AREA 401 - LOOKING NORTH
SCALE: 1/4" = 1'-0"

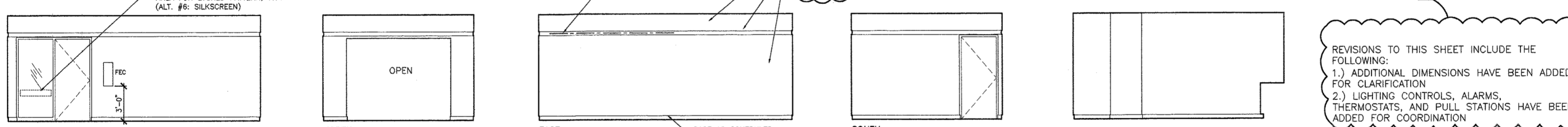


3 ELEVATION COLLECTION AREA 401 - LOOKING EAST (PARTIAL)
SCALE: 1/4" = 1'-0"

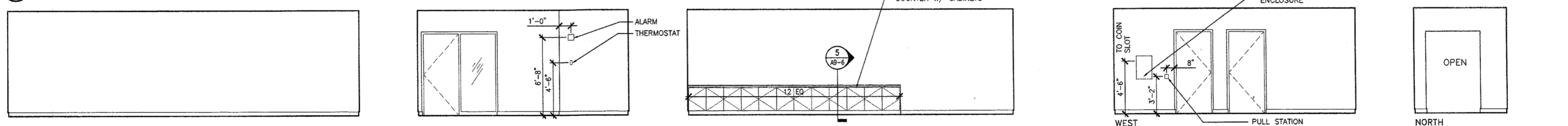
3a ELEVATION COLLECTION AREA 401 - LOOKING EAST (PARTIAL)
SCALE: 1/4" = 1'-0"



4 ELEVATION COLLECTION AREA 401 - LOOKING SOUTH
SCALE: 1/4" = 1'-0"



5 ELEVATIONS VESTIBULE 402
SCALE: 1/4" = 1'-0"



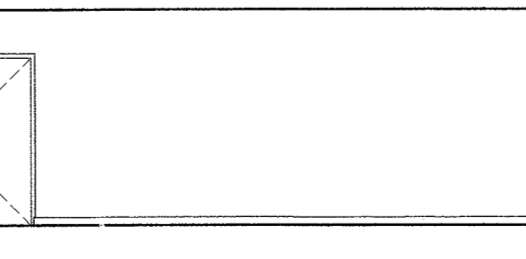
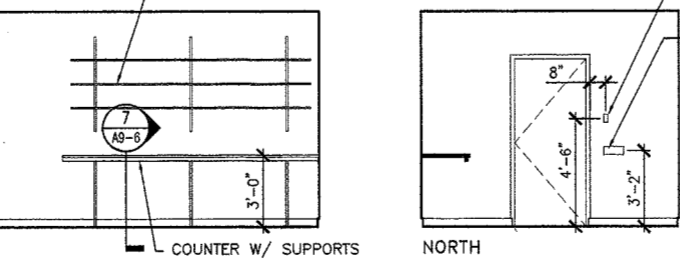
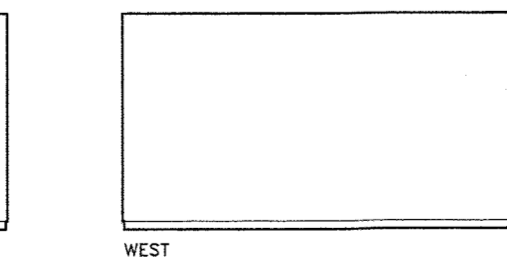
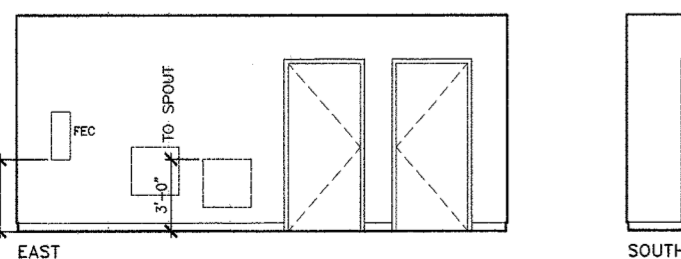
6 ELEVATION COMPUTER LAB 403 - LOOKING WEST
SCALE: 1/4" = 1'-0"

7 ELEVATION COMPUTER LAB 403 - LOOKING SOUTH
SCALE: 1/4" = 1'-0"

8 ELEVATION COMPUTER LAB 403 - LOOKING EAST
SCALE: 1/4" = 1'-0"

9 ELEVATION COMPUTER LAB 403 - LOOKING NORTH
SCALE: 1/4" = 1'-0"

10 ELEVATIONS VESTIBULE 405
SCALE: 1/4" = 1'-0"



10 ELEVATIONS VESTIBULE 405
SCALE: 1/4" = 1'-0"

11 ELEVATIONS WORKROOM 406
SCALE: 1/4" = 1'-0"

REVISIONS TO THIS SHEET INCLUDE THE FOLLOWING:
1.) ADDITIONAL DIMENSIONS HAVE BEEN ADDED FOR CLARIFICATION
2.) LIGHTING CONTROLS, ALARMS, THERMOSTATS, AND PULL STATIONS HAVE BEEN ADDED FOR COORDINATION

**DES PLAINES
PUBLIC LIBRARY**

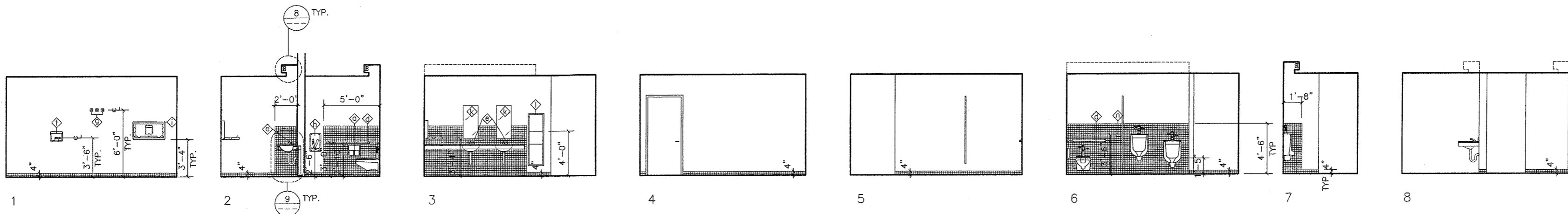
LIBRARY PLAZA
DES PLAINES, ILLINOIS

CITY OF DES PLAINES
OWNER

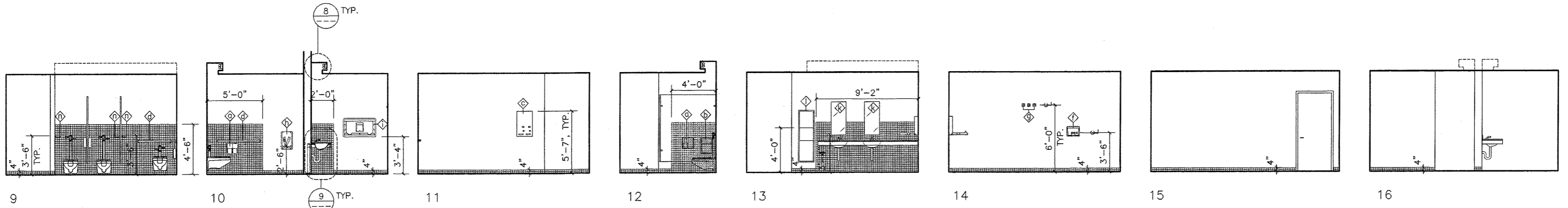
PLAINES TOWN CENTER, L.L.C.
DEVELOPMENT MANAGER

LOHAN ASSOCIATES
ARCHITECTS, PLANNERS, AND INTERIOR DESIGNERS
CHICAGO, ILLINOIS

TENG & ASSOCIATES
STRUCTURAL & MEP ENGINEERS
CHICAGO, ILLINOIS



1 ELEVATIONS BOYS' ROOM 203a (MENS' ROOM 104b, 305A, 405a SIM.)
SCALE: 1/4" = 1'-0"



2 ELEVATIONS GIRLS' ROOM 203b (WOMENS' ROOM 104a, 305b, 405b SIM.)
SCALE: 1/4" = 1'-0"

TOILET ACCESSORIES:

- ◆ MULTI-ROLL TOILET TISSUE DISPENSER; SURFACE MOUNTED
- ◆ SANITARY NAPKIN DISPOSAL; SURFACE MTD.
- ◆ COMBINATION SANITARY NAPKIN/TAMPON VENDOR; RECESSED
- ◆ GRAB BARS; ONE PAIR PER HANDICAPPED STALL
- ◆ SOAP DISPENSER; LAV. MOUNTED
- ◆ WARM AIR HAND DRYER, SURFACE MOUNTED
- ◆ COAT HOOK
- ◆ CHILD PROTECTION SEAT
- ◆ BABY CHANGING STATION, HORIZONTAL DESIGN
- ◆ MIRROR WITH S.S. FRAME AND SHELF
- ◆ COMBINATION TOWEL DISPENSER/WASTE RECEPTACLE; RECESSED
- ◆ COMBINATION TOWEL DISPENSER/WASTE RECEPTACLE; RECESSED, COMPACT
- ◆ FOLDING SHELF

NOTES:

1. ALL 2 X 2 TILES TO INCLUDE COVE BASES, RADIUS TOPS AND CORNERS
2. CENTER TILES IN SPACE/WALL TO AVOID THIN TILE STRIPS AT END OF SPACE/WALL
3. WALL FINISH IS PAINT, EXCEPT FOR AREAS OF CERAMIC TILE AS SHOWN

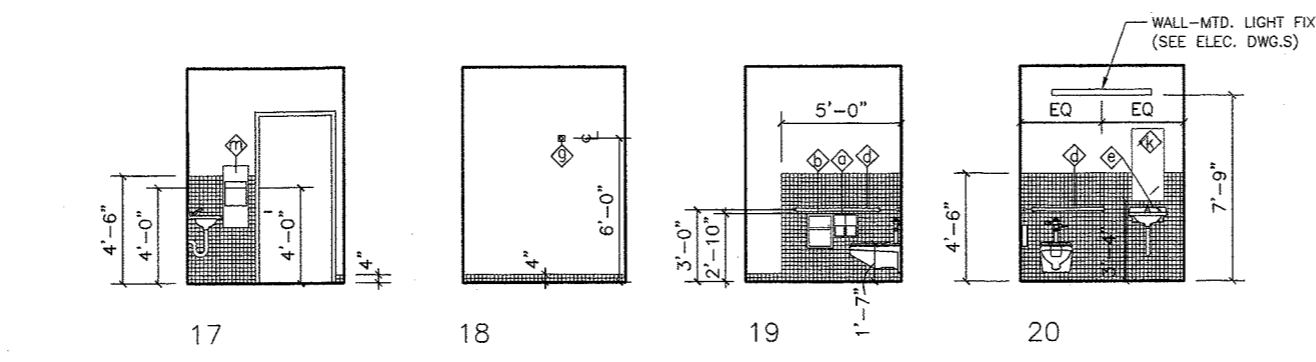
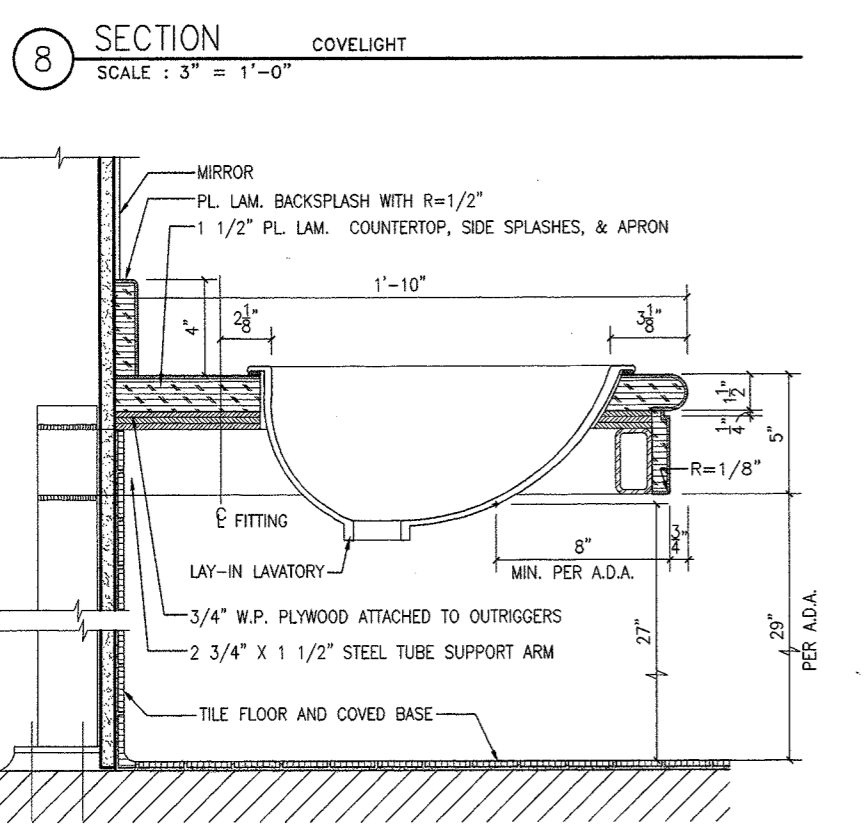
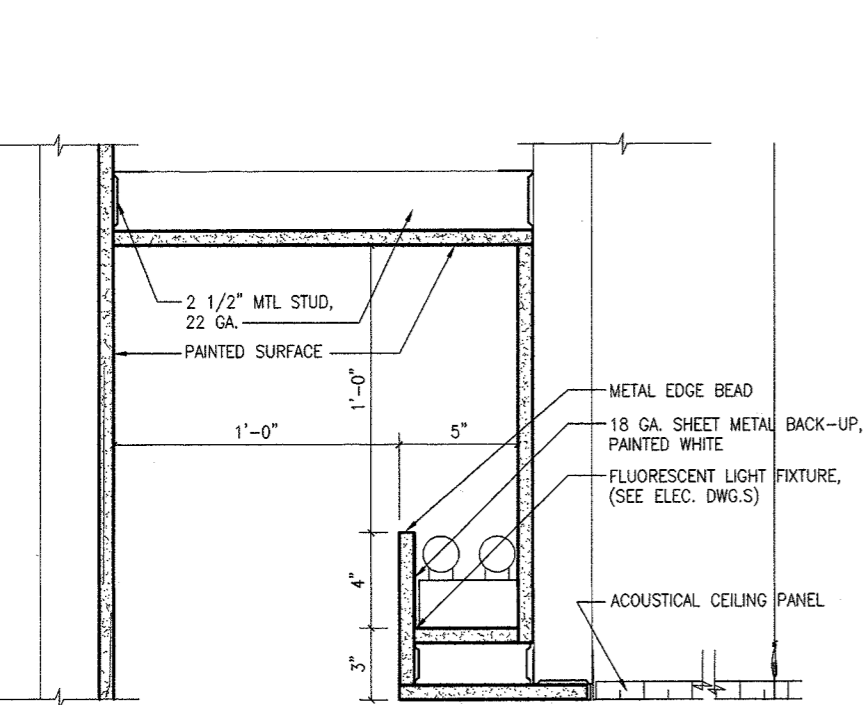
REVISIONS TO THIS SHEET INCLUDE THE FOLLOWING, FOR CLARIFICATION:
1.) ADDITIONAL DIMENSIONS

NO.	DATE	DESCRIPTION
5	03/24/99	ISSUED FOR CONSTRUCTION & FINAL PERMIT
4	01/29/99	ADDENDUM NO. 2
3	01/11/99	ISSUED FOR BID & PERMIT
2	11/24/98	50% CD REVIEW
1	09/15/98	DESIGN DEVELOPMENT

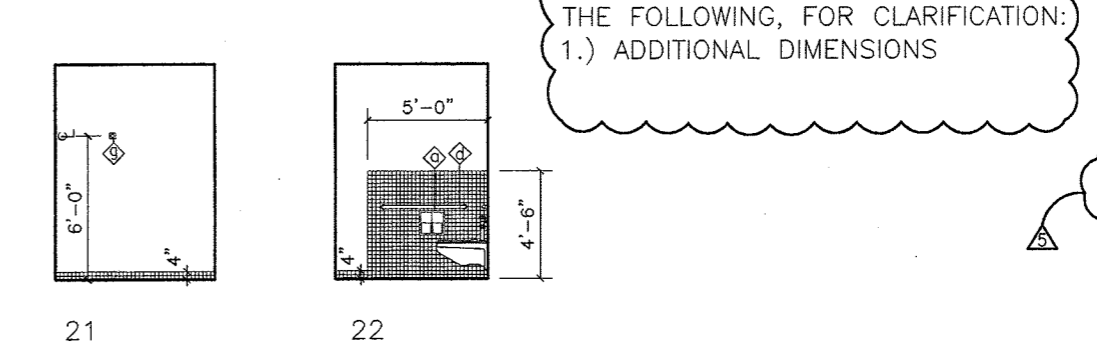
NO.	DATE	DESCRIPTION
5	03/24/99	ISSUED FOR CONSTRUCTION & FINAL PERMIT
4	01/29/99	ADDENDUM NO. 2
3	01/11/99	ISSUED FOR BID & PERMIT
2	11/24/98	50% CD REVIEW
1	09/15/98	DESIGN DEVELOPMENT

DRAWING TITLE:
TOILET ROOM
ELEVATIONS
SECTIONS AND DETAILS

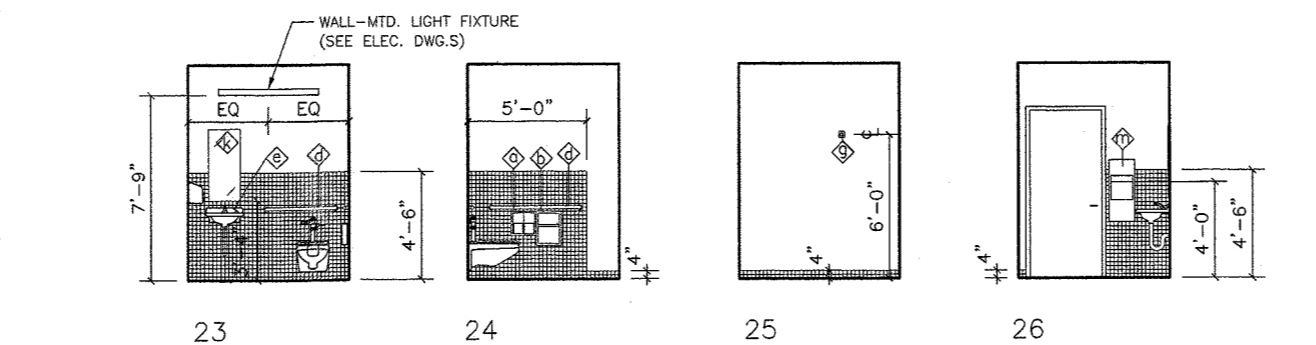
SEAL: DRAWING NUMBER:
A5-3
DATE: 24 MAR. 1999
SCALE: 1/8" = 1'
DRAWN: PJK
PROJ. NO.: 98260
© 1999 LOHAN ASSOCIATES, INC.



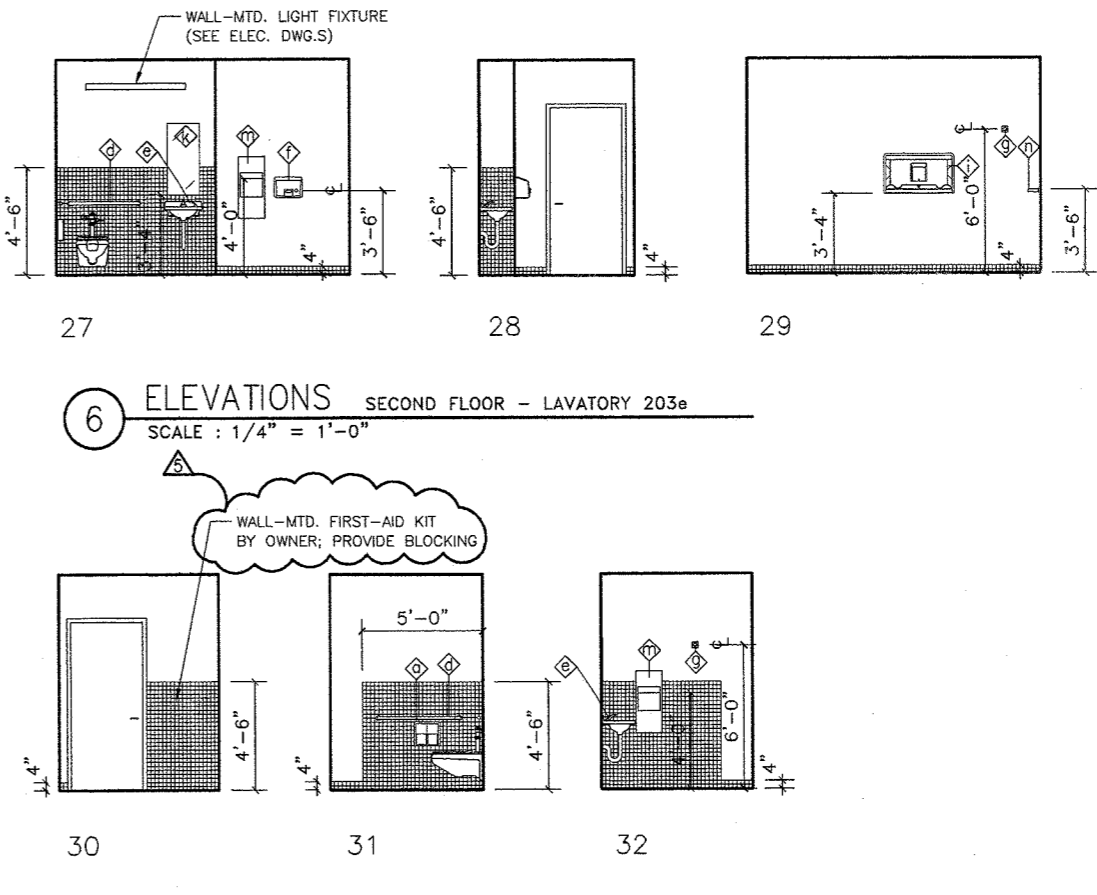
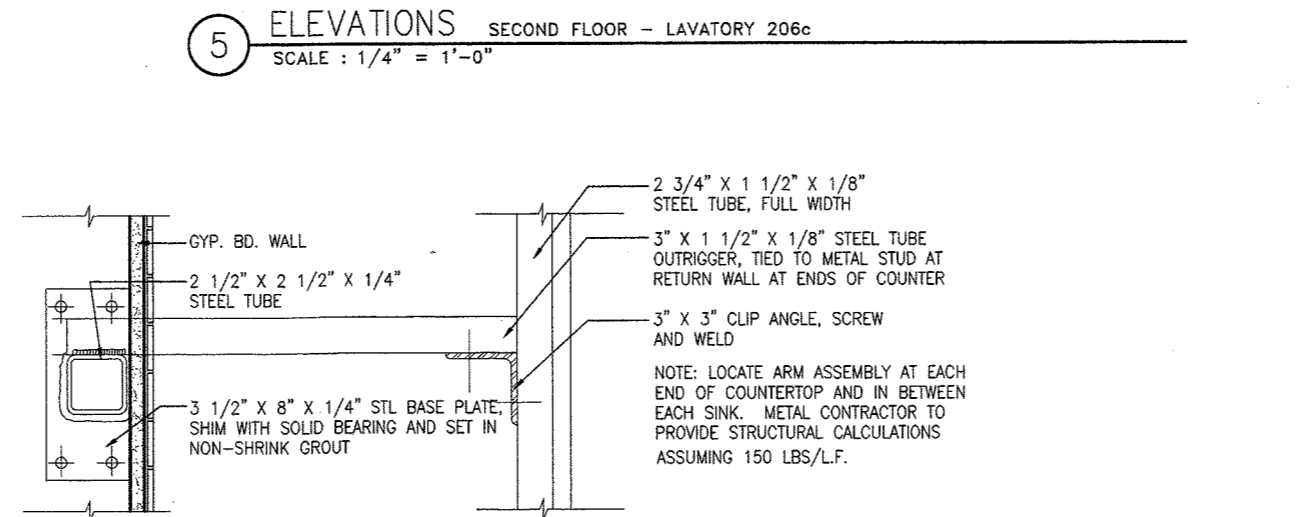
3 ELEVATIONS SECOND FLOOR - LAVATORY 202a
SCALE: 1/4" = 1'-0"



4 ELEVATIONS SECOND FLOOR - LAVATORY 206b
SCALE: 1/4" = 1'-0"



6 ELEVATIONS SECOND FLOOR - LAVATORY 203a
SCALE: 1/4" = 1'-0"



7 ELEVATIONS FIRST FLOOR - LAVATORY 108m
SCALE: 1/4" = 1'-0"

DES PLAINES
PUBLIC LIBRARY

LIBRARY PLAZA
DES PLAINES, ILLINOIS

CITY OF DES PLAINES
OWNER

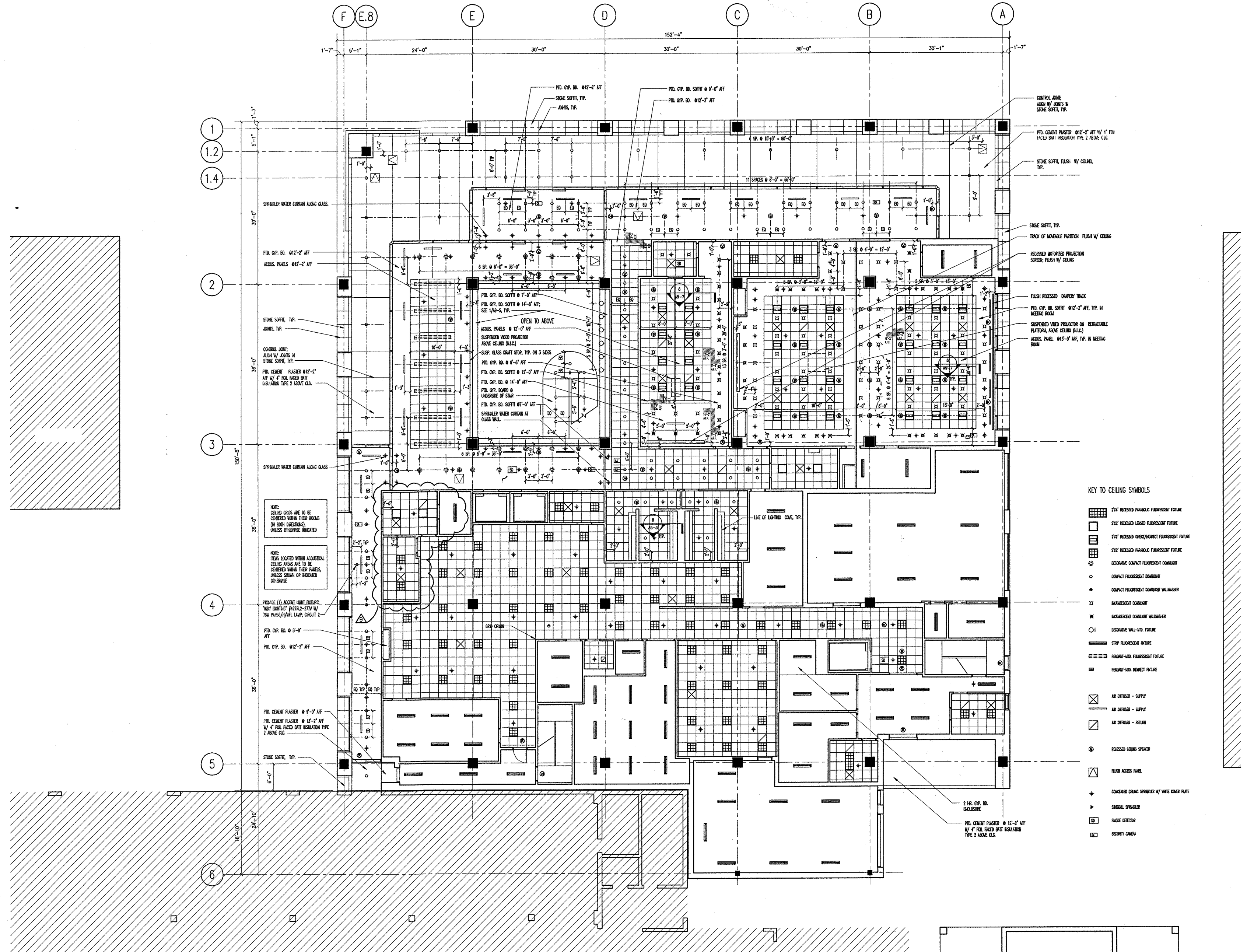
PLAINES TOWN CENTER, L.L.C.
DEVELOPMENT MANAGER

LOHAN ASSOCIATES
ARCHITECTS, PLANNERS, AND INTERIOR DESIGNERS
CHICAGO, ILLINOIS

TENG & ASSOCIATES
STRUCTURAL & MEP ENGINEERS
CHICAGO, ILLINOIS

NOTES:

- DRAWINGS INDICATE DESIGN CONCEPT FOR SPRINKLER LAYOUT AT FINISHED SPACES. THESE DRAWINGS MAY INDICATE MORE SPRINKLERS THAN MINIMUM REQUIRED BY CODE TO MEET AESTHETIC DESIGN OF CEILING BUT UNDER NO CIRCUMSTANCES, BE LESS THAN OR VIOLATE THE REQUIREMENTS OF NFPA 13. SEE FIRE PROTECTION DRAWINGS AND SPECIFICATIONS FOR FURTHER INFORMATION AND REQUIREMENTS OF SPRINKLERS AT NON-FINISHED AREAS.
- SPRINKLER HEADS TO BE CENTERED WITHIN ACOUSTICAL CEILING TILES.



KEY TO CEILING SYMBOLS

- 2'x4' RECESSED PARABOLIC FLUORESCENT FIXTURE
- 2'x2' RECESSED LINEAR FLUORESCENT FIXTURE
- 2'x2' RECESSED DIRECT/NARROW FLUORESCENT FIXTURE
- DECORATIVE COMPACT FLUORESCENT DOWNLIGHT
- COMPACT FLUORESCENT DOWNLIGHT
- COMPACT FLUORESCENT DOWNLIGHT WITH LENS
- INCANDESCENT DOWNLIGHT
- INCANDESCENT DOWNLIGHT WITH LENS
- DECORATIVE WALL-WASH FIXTURE
- STRIP FLUORESCENT FIXTURE
- PODIUM-WAL. FLUORESCENT FIXTURE
- PODIUM-WAL. INCANDESCENT FIXTURE
- AIR DIFFUSER - SUPPLY
- AIR DIFFUSER - RETURN
- RECESSED CEILING SPEAKER
- FLUSH ACCESS PANEL
- CONCEALED CEILING SPRINKLER W/ WHITE COVER PLATE
- SIGNAL SPRINKLER
- SMOKE DETECTOR
- SECURITY CAMERA

NO.	DATE	DESCRIPTION
9	01/12/00	ASI #008
8	01/06/00	PROPOSAL REQUEST NO. 14
7	12/07/99	PROPOSAL REQUEST NO. 11
6	03/24/99	ISSUED FOR CONSTRUCTION & FINAL PERMIT
5	01/29/99	ADDENDUM NO. 2
4	01/21/99	ADDENDUM NO. 1
3	01/11/99	ISSUED FOR BID & PERMIT
2	11/24/98	SOX CD REVIEW
1	09/15/98	DESIGN DEVELOPMENT

DRAWING TITLE:
**FIRST FLOOR
REFLECTED CEILING PLAN**

SEAL:

DRAWING NUMBER:
A6-1

DATE: 24 MAR. 1999
SCALE: 1/8" = 1'
DRAWN: MCB/MS
PROJ. NO.: 98260

© 1999 LOHAN ASSOCIATES, INC.

DES PLAINES
PUBLIC LIBRARY

LIBRARY PLAZA
DES PLAINES, ILLINOIS

CITY OF DES PLAINES
OWNER

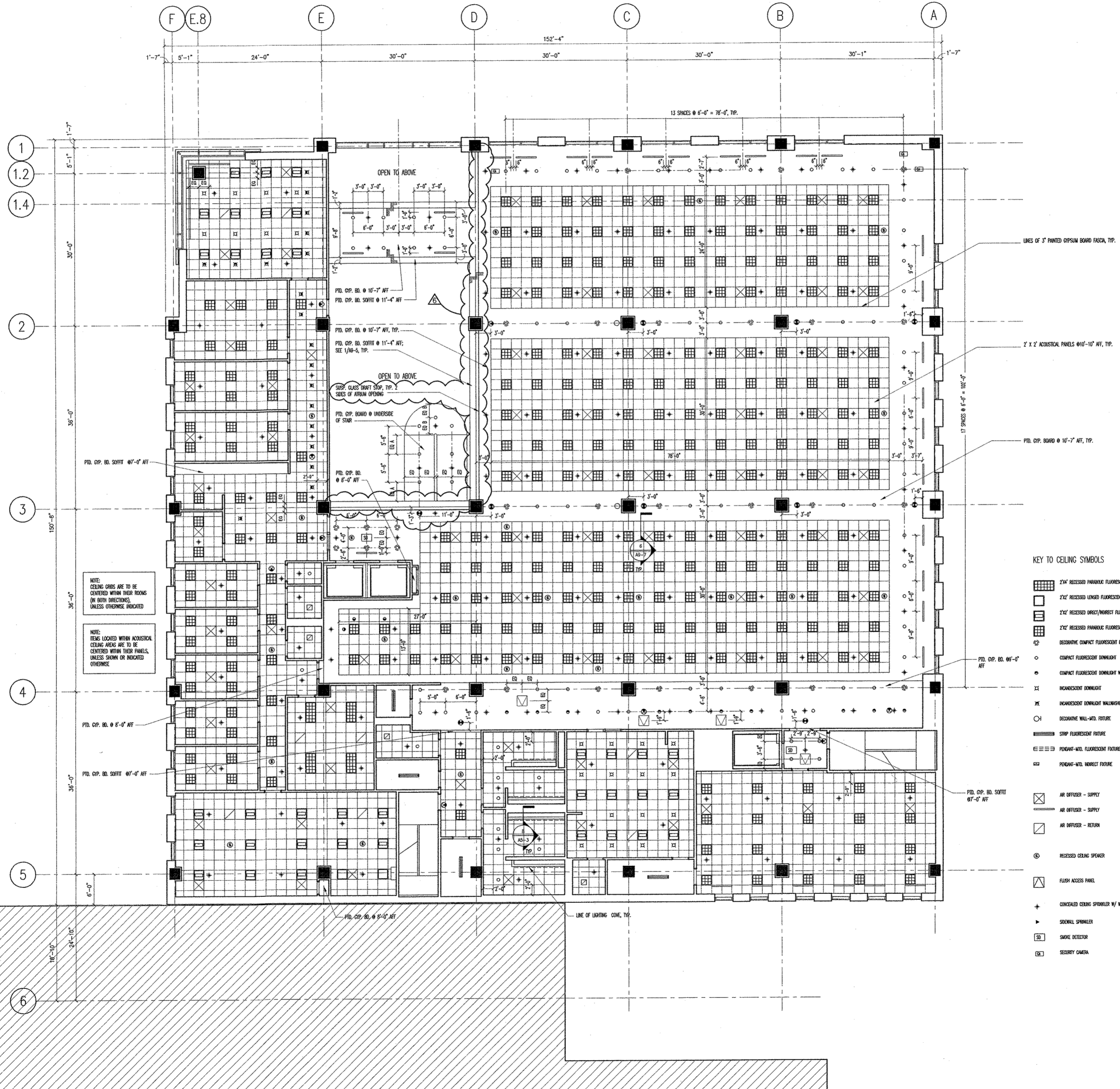
PLAINES TOWN CENTER, L.L.C.
DEVELOPMENT MANAGER

LOHAN ASSOCIATES
ARCHITECTS, PLANNERS, AND INTERIOR DESIGNERS
CHICAGO, ILLINOIS

TENG & ASSOCIATES
STRUCTURAL & MEP ENGINEERS
CHICAGO, ILLINOIS

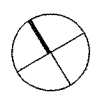
NOTES:

- DRAWINGS INDICATE DESIGN CONCEPT FOR SPRINKLER LAYOUT AT FINISHED SPACES. THESE DRAWINGS MAY INDICATE MORE SPRINKLERS THAN MINIMUM REQUIRED BY CODE TO MEET AESTHETIC DESIGN OF CEILING BUT UNDER NO CIRCUMSTANCES, BE LESS THAN OR VIOLATE THE REQUIREMENTS OF NFPA 13. SEE FIRE PROTECTION DRAWINGS AND SPECIFICATIONS FOR FURTHER INFORMATION AND REQUIREMENTS OF SPRINKLERS AT NON-FINISHED AREAS.
- SPRINKLER HEADS TO BE CENTERED WITHIN ACOUSTICAL CEILING TILES.



NO.	DATE	DESCRIPTION
6	12/07/99	PROPOSAL REQUEST NO. 11
5	03/24/99	ISSUED FOR CONSTRUCTION & FINAL PERMIT
4	01/21/99	ADDENDUM NO. 1
3	01/11/99	ISSUED FOR BID & PERMIT
2	11/24/98	50% CD REVIEW
1	09/15/98	DESIGN DEVELOPMENT

DRAWING TITLE:
**SECOND FLOOR
REFLECTED CEILING PLAN**

SEAL:  DRAWING NUMBER:
A6-2
DATE: 24 MAR. 1999
SCALE: 1/8" = 1'
DRAWN: MCB/MS
PROJ. NO.: 98260
© 1999 LOHAN ASSOCIATES, INC.

DES PLAINES
PUBLIC LIBRARY

LIBRARY PLAZA
DES PLAINES, ILLINOIS

CITY OF DES PLAINES
OWNER

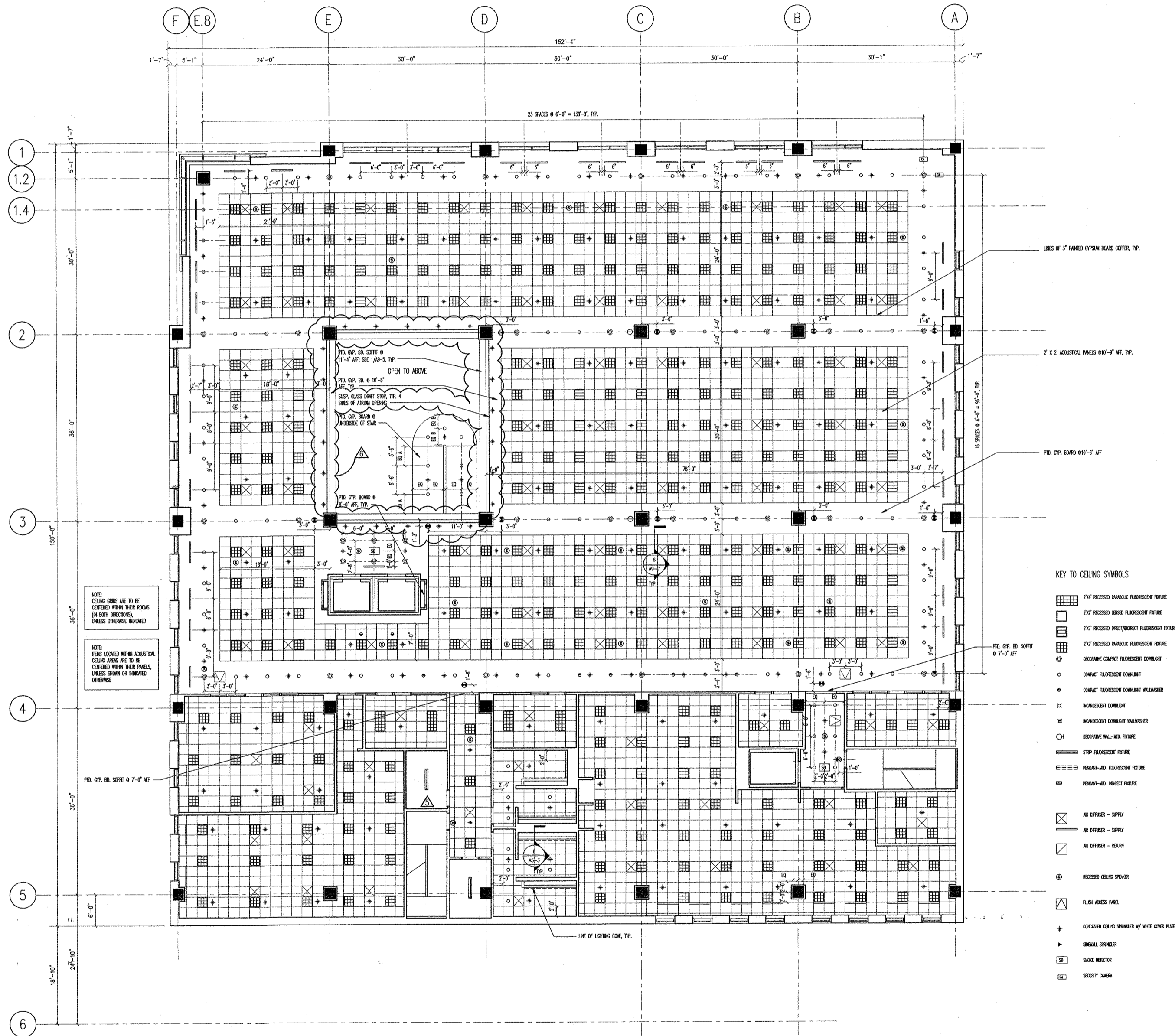
PLAINES TOWN CENTER, L.L.C.
DEVELOPMENT MANAGER

LOHAN ASSOCIATES
ARCHITECTS, PLANNERS, AND INTERIOR DESIGNERS
CHICAGO, ILLINOIS

TENG & ASSOCIATES
STRUCTURAL & MEP ENGINEERS
CHICAGO, ILLINOIS

NOTES:

- DRAWINGS INDICATE DESIGN CONCEPT FOR SPRINKLER LAYOUT AT FINISHED SPACES. THESE DRAWINGS MAY INDICATE MORE SPRINKLERS THAN MINIMUM REQUIRED BY CODE TO MEET AESTHETIC DESIGN OF CEILING BUT UNDER NO CIRCUMSTANCES, BE LESS THAN OR VIOLATE THE REQUIREMENTS OF NFPA 13. SEE FIRE PROTECTION DRAWINGS AND SPECIFICATIONS FOR FURTHER INFORMATION AND REQUIREMENTS OF SPRINKLERS AT NON-FINISHED AREAS.
- SPRINKLER HEADS TO BE CENTERED WITHIN ACOUSTICAL CEILING TILES.



KEY TO CEILING SYMBOLS

- 2'x4' RECESSED PARALLEL FLUORESCENT FIXTURE
- 2'x2' RECESSED LINEAR FLUORESCENT FIXTURE
- 2'x2' RECESSED DIRECT/INDIRECT FLUORESCENT FIXTURE
- 2'x2' RECESSED PARALLEL FLUORESCENT FIXTURE
- BI-DIRECTIONAL COMPACT FLUORESCENT DOWNLIGHT
- COMPACT FLUORESCENT DOWNLIGHT
- COMPACT FLUORESCENT DOWNLIGHT WALLWASHER
- INCANDESCENT DOWNLIGHT
- INCANDESCENT DOWNLIGHT WALLWASHER
- ACOUSTIC WALL WITH FIXTURE
- STRIP FLUORESCENT FIXTURE
- PENDANT WITH FLUORESCENT FIXTURE
- PENDANT WITH INDIRECT FIXTURE
- AIR RETURN - SUPPLY
- AIR RETURN - RETURN
- RECESSED CEILING SPEAKER
- FLUSH ACCESS PANEL
- CONCEALED CEILING SPRINKLER W/ WHITE COVER PLATE
- ORNAMENTAL SPRINKLER
- SMOKE DETECTOR
- SECURITY CAMERA

NO.	DATE	DESCRIPTION
6	12/07/99	PROPOSAL REQUEST NO. 11
5	03/24/99	ISSUED FOR CONSTRUCTION & FINAL PERMIT
4	01/21/99	ADDENDUM NO. 1
3	01/11/99	ISSUED FOR BID & PERMIT
2	11/24/98	50% CD REVIEW
1	09/15/98	DESIGN DEVELOPMENT

DRAWING TITLE:
**THIRD FLOOR
REFLECTED CEILING PLAN**

SEAL: _____
DRAWING NUMBER:
A6-3
DATE: 24 MAR. 1999
SCALE: 1/8" = 1'
DRAWN: MCB/MS
PROJ. NO.: 98260
© 1999 LOHAN ASSOCIATES, INC.

**DES PLAINES
PUBLIC LIBRARY**

LIBRARY PLAZA
DES PLAINES, ILLINOIS

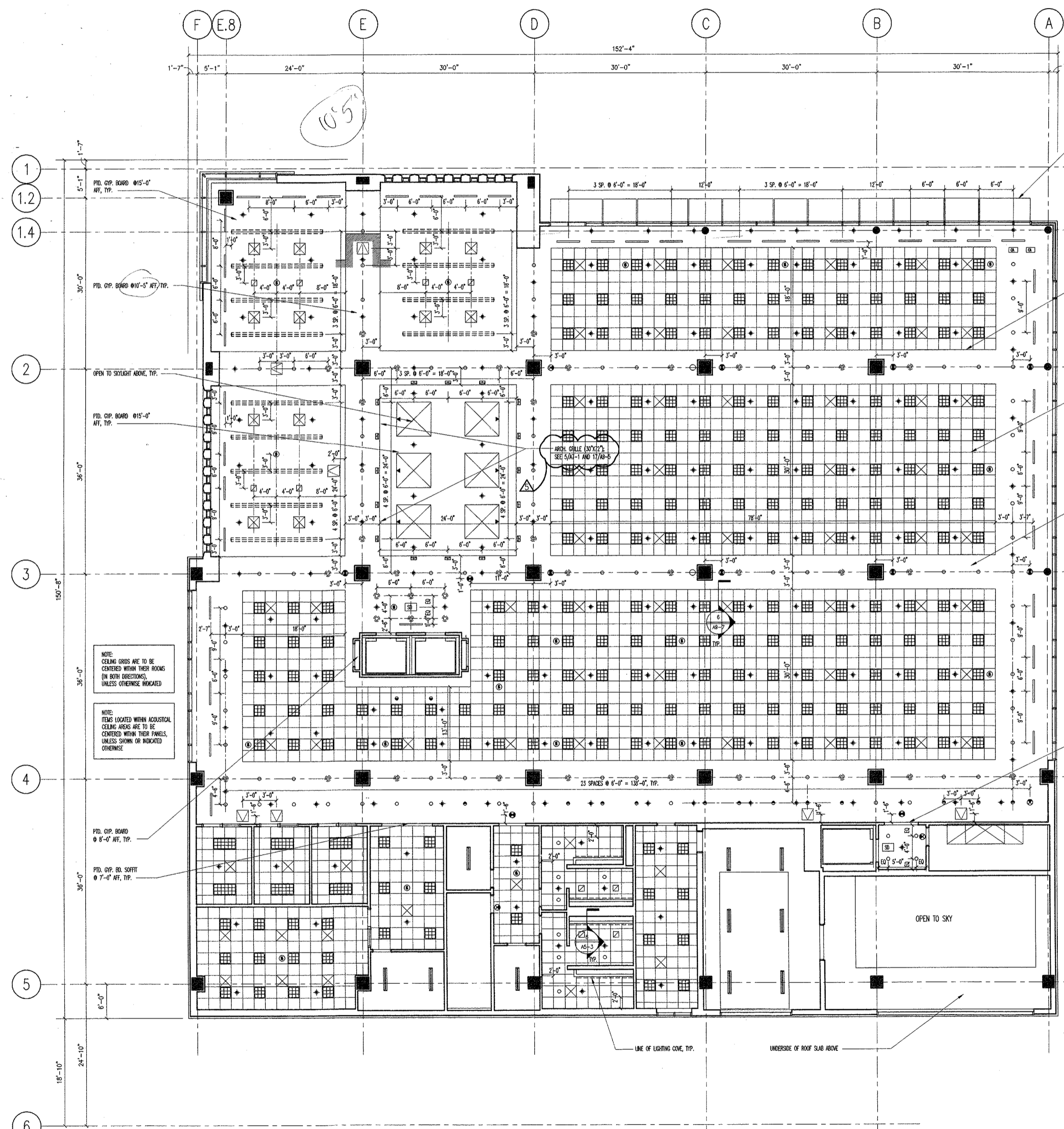
CITY OF DES PLAINES
OWNER

PLAINES TOWN CENTER, L.L.C.
DEVELOPMENT MANAGER

LOHAN ASSOCIATES
ARCHITECTS, PLANNERS, AND INTERIOR DESIGNERS
CHICAGO, ILLINOIS

TENG & ASSOCIATES
STRUCTURAL & MEP ENGINEERS
CHICAGO, ILLINOIS

REVISIONS TO THIS SHEET INCLUDE THE FOLLOWING:
1.) MODIFIED OR ADDITIONAL DIMENSIONS, FOR CLARIFICATION
2.) MODIFIED OR ADDITIONAL NOTES, FOR CLARIFICATION
3.) SPEAKER, CAMERA, EXIT SIGN, AND ACCESS PANEL SYMBOLS HAVE BEEN ADDED FOR COORDINATION
4.) SPRINKLER HEAD, LIGHT FIXTURE, AND DIFFUSER LOCATIONS HAVE BEEN MODIFIED FOR COORDINATION



- KEY TO CEILING SYMBOLS**
- 2'x4' RECESSED PARABOLIC FLUORESCENT FIXTURE
 - 2'x2' RECESSED LINEAR FLUORESCENT FIXTURE
 - 2'x2' RECESSED INDIRECT FLUORESCENT FIXTURE
 - 2'x2' RECESSED PARABOLIC FLUORESCENT FIXTURE
 - RECESSED COMPACT FLUORESCENT DOWNLIGHT
 - COMPACT FLUORESCENT DOWNLIGHT
 - COMPACT FLUORESCENT DOWNLIGHT WITH Baffle
 - NON-RECESSED DOWNLIGHT
 - NON-RECESSED DOWNLIGHT WITH Baffle
 - RECESSED WALL-WELL FIXTURE
 - STRIP FLUORESCENT FIXTURE
 - FORWARD-WELL FLUORESCENT FIXTURE
 - FORWARD-WELL INDIRECT FIXTURE
 - AIR DIFFUSER - SUPPLY
 - AIR DIFFUSER - RETURN
 - RECESSED CEILING SPEAKER
 - FLUSH ACCESS PANEL
 - ORIGINAL CEILING SPRINKLER W/ WIRE COVER PLATE
 - SIGNAL SPRINKLER
 - SMOKE DETECTOR
 - SECURITY CAMERA

NOTES:

- DRAWINGS INDICATE DESIGN CONCEPT FOR SPRINKLER LAYOUT AT FINISHED SPACES. THESE DRAWINGS MAY INDICATE MORE SPRINKLERS THAN MINIMUM REQUIRED BY CODE TO MEET AESTHETIC DESIGN OF CEILING BUT UNDER NO CIRCUMSTANCES, BE LESS THAN OR VIOLATE THE REQUIREMENTS OF NFPA 13. SEE FIRE PROTECTION DRAWINGS AND SPECIFICATIONS FOR FURTHER INFORMATION AND REQUIREMENTS OF SPRINKLERS AT NON-FINISHED AREAS.
- SPRINKLER HEADS TO BE CENTERED WITHIN ACCOUSTICAL CEILING TILES.

NO.	DATE	DESCRIPTION
5	03/24/99	ISSUED FOR CONSTRUCTION & FINAL PERMIT
4	01/21/99	ADDENDUM NO. 1
3	01/11/99	ISSUED FOR BID & PERMIT
2	11/24/98	50% CD REVIEW
1	09/15/98	DESIGN DEVELOPMENT

DRAWING TITLE:
**FOURTH FLOOR
REFLECTED CEILING PLAN**

SEAL:

DRAWING NUMBER:
A6-4

DATE: 24 MAR. 1999
SCALE: 1/8" = 1'
DRAWN: MCB/MS
PROJ. NO.: 98260

DES PLAINES
PUBLIC LIBRARY

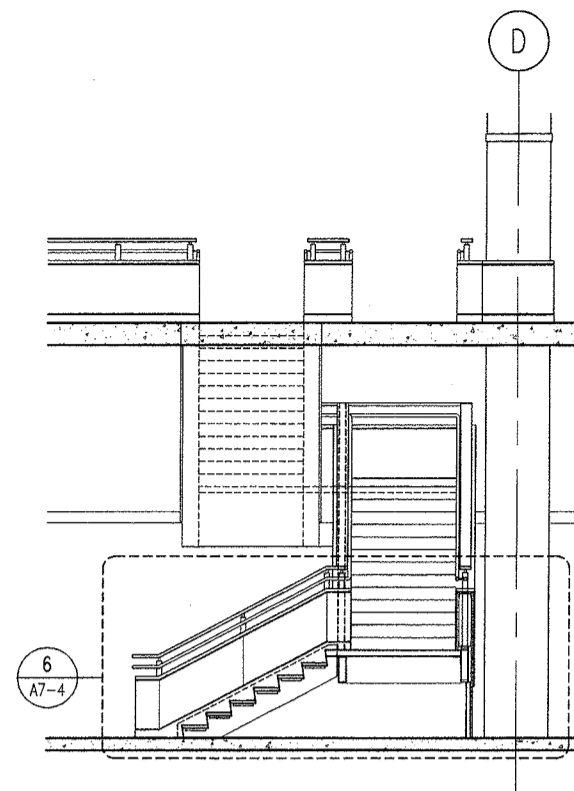
LIBRARY PLAZA
DES PLAINES, ILLINOIS

CITY OF DES PLAINES
OWNER

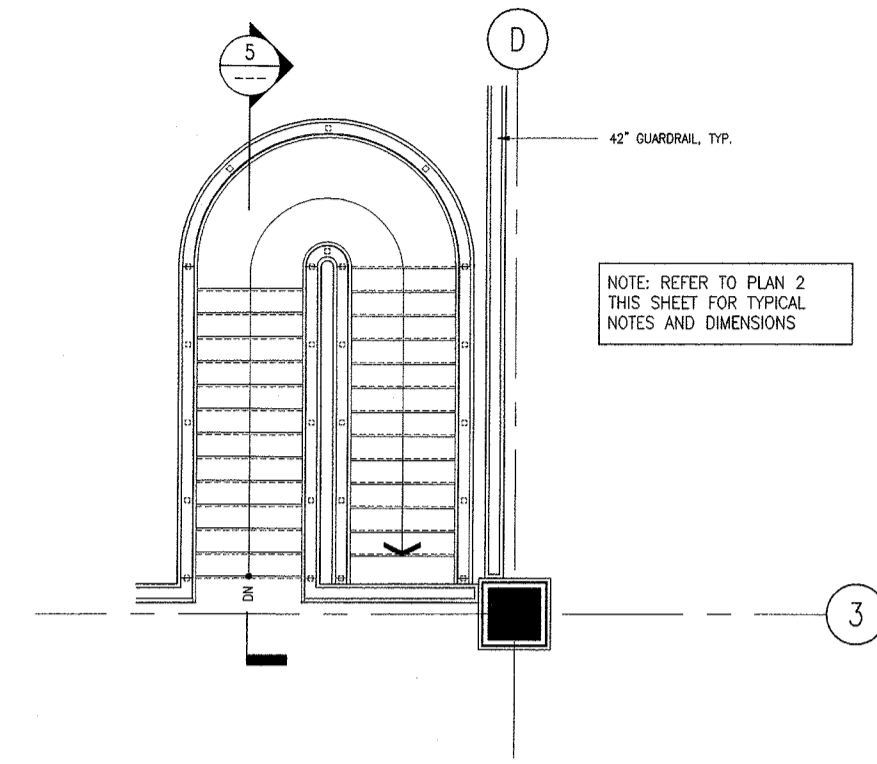
PLAINES TOWN CENTER, L.L.C.
DEVELOPMENT MANAGER

LOHAN ASSOCIATES
ARCHITECTS, PLANNERS, AND INTERIOR DESIGNERS
CHICAGO, ILLINOIS

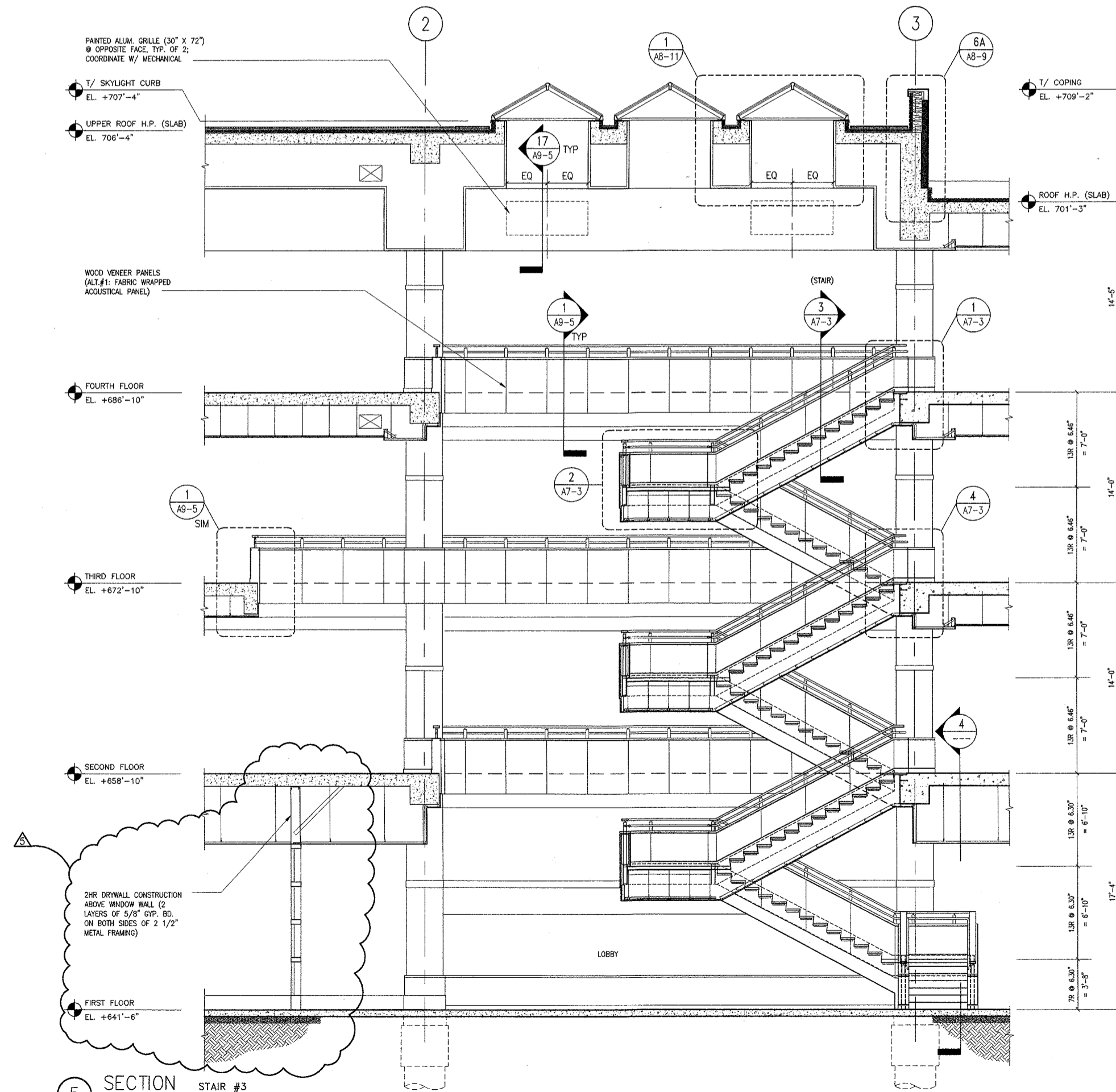
TENG & ASSOCIATES
STRUCTURAL & MEP ENGINEERS
CHICAGO, ILLINOIS



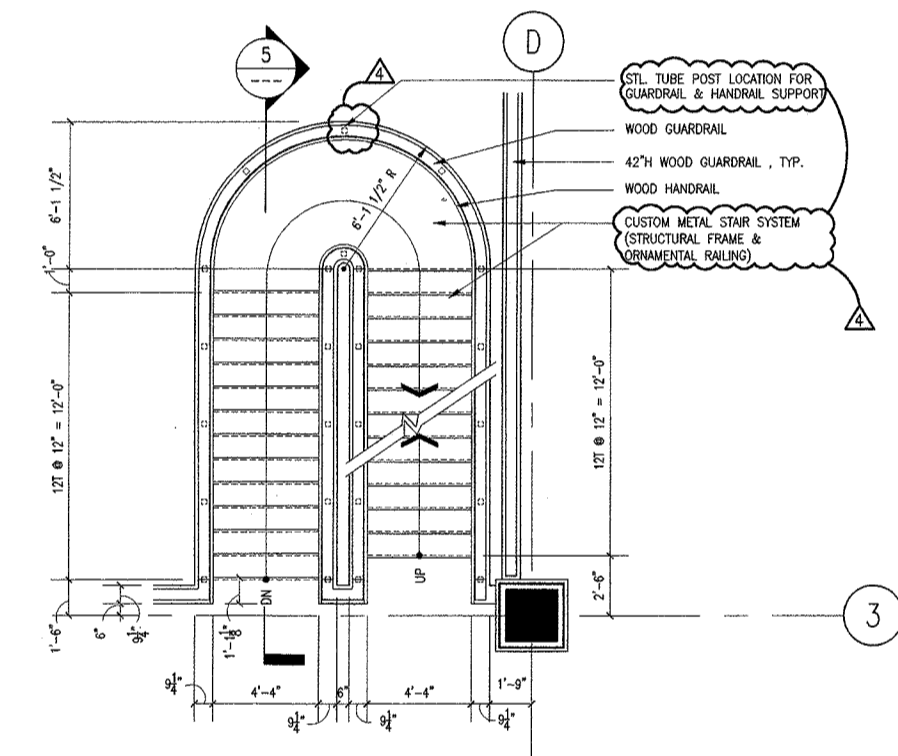
4 SECTION STAIR #3 @ FIRST FLOOR
SCALE: 1/4" = 1'-0"



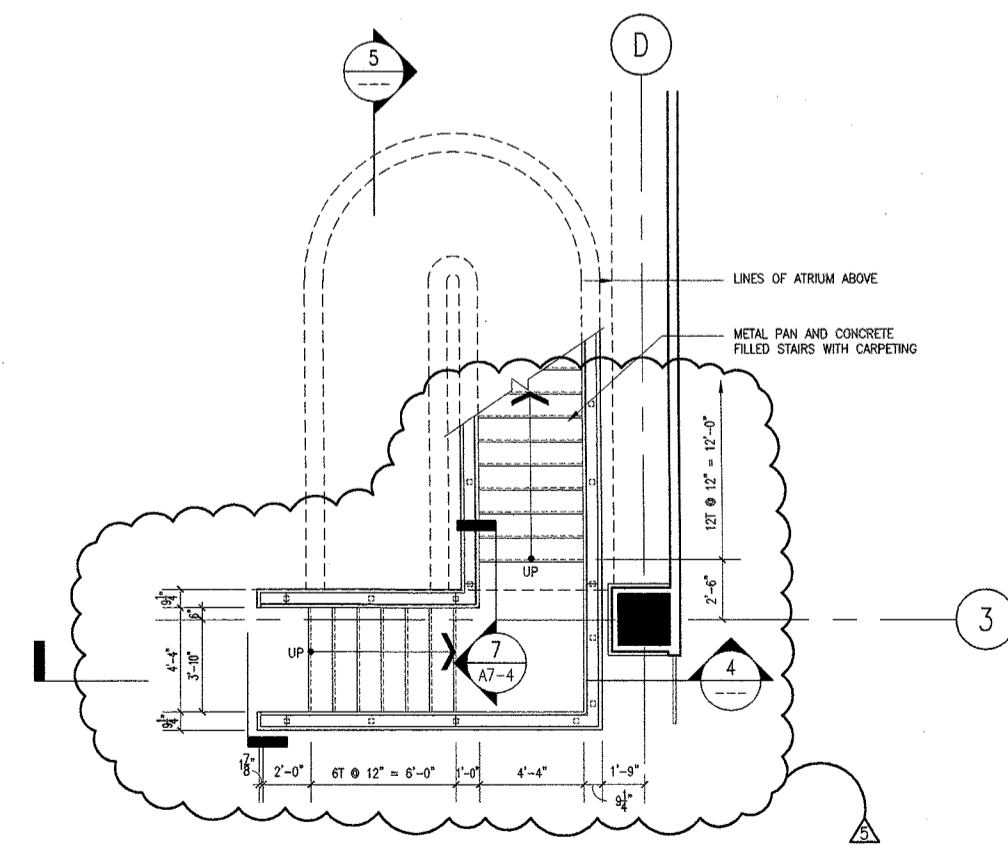
1 ENLARGED PLAN STAIR #3 @ FOURTH FLOOR
SCALE: 1/4" = 1'-0"



5 SECTION STAIR #3
SCALE: 1/4" = 1'-0"



2 ENLARGED PLAN STAIR #3 @ TYPICAL FLOORS
SCALE: 1/4" = 1'-0"



3 ENLARGED PLAN STAIR #3 @ FIRST FLOOR
SCALE: 1/4" = 1'-0"

NO.	DATE	DESCRIPTION
5	03/24/99	ISSUED FOR CONSTRUCTION & FINAL PERMIT
4	01/29/99	ADDENDUM NO. 2
3	01/11/99	ISSUED FOR BID & PERMIT
2	11/24/98	SOR. CD REVIEW
1	09/15/98	DESIGN DEVELOPMENT

DRAWING TITLE:

STAIR #3 PLANS
SECTIONS AND DETAILS

SEAL:

DRAWING NUMBER:

A7-1

DATE: 24 MAR. 1999

SCALE: 1/8" = 1'

DRAWN: PNK

PROJ. NO.: 98260

© 1999 LOHAN ASSOCIATES, INC.

**DES PLAINES
PUBLIC LIBRARY**

LIBRARY PLAZA
DES PLAINES, ILLINOIS

CITY OF DES PLAINES
OWNER

PLAINES TOWN CENTER, L.L.C.
DEVELOPMENT MANAGER

LOHAN ASSOCIATES
ARCHITECTS, PLANNERS, AND INTERIOR DESIGNERS
CHICAGO, ILLINOIS

TENG & ASSOCIATES
STRUCTURAL & MEP ENGINEERS
CHICAGO, ILLINOIS

NOTES:

- 3/4" DIMENSION REFLECTS TYP. GAP BTWN. MTL. STAIR SYSTEM & WALL.

NO.	DATE	DESCRIPTION
5	03/24/99	ISSUED FOR CONSTRUCTION & FINAL PERMIT
4	01/29/99	ADDENDUM NO. 2
3	01/11/99	ISSUED FOR BID & PERMIT
2	11/24/98	50% CD REVIEW
1	09/15/98	DESIGN DEVELOPMENT

DRAWING TITLE:

**STAIRS # 1 AND #2
PLANS, SECTIONS
AND DETAILS**

SEAL:

DRAWING NUMBER:

A7-2

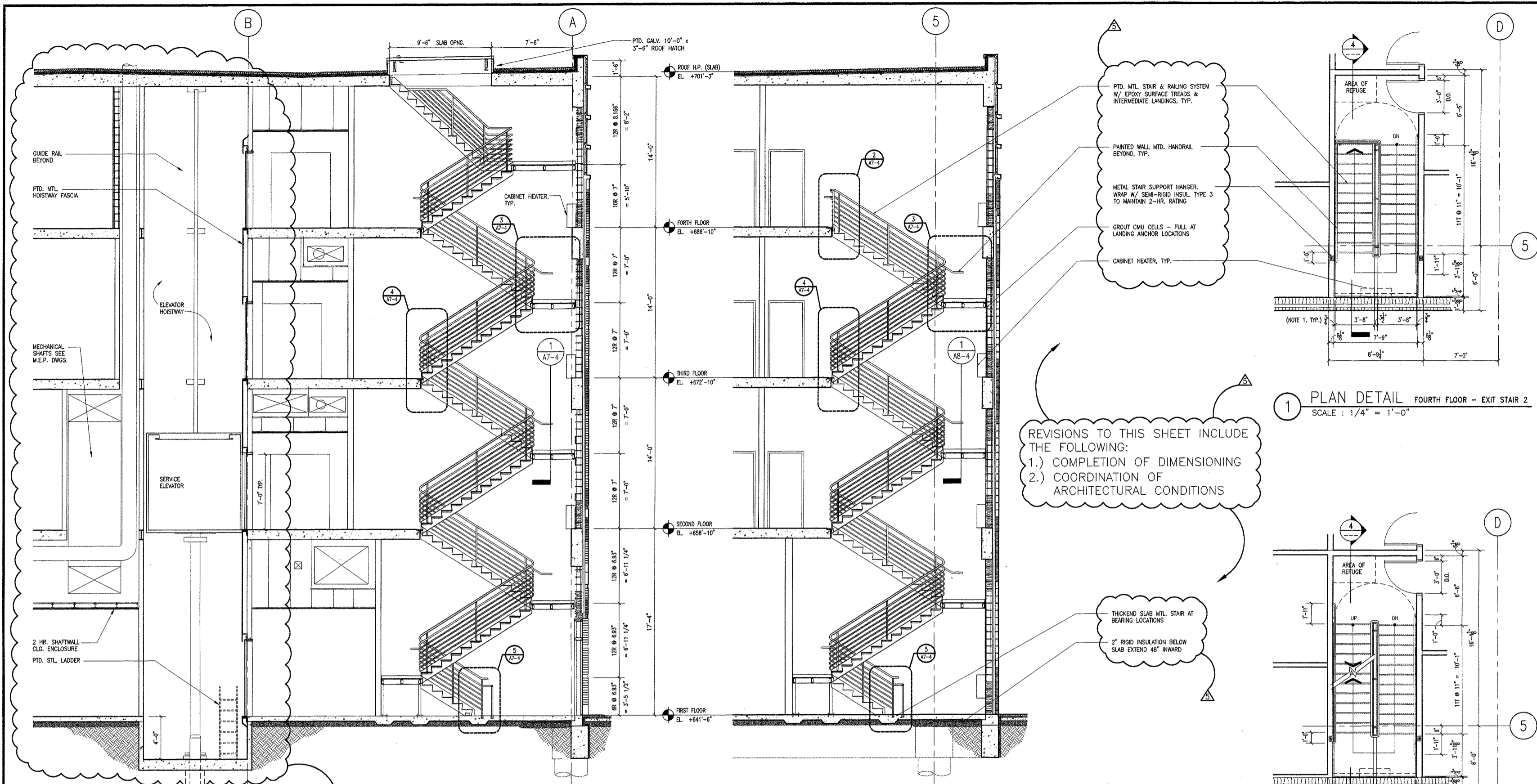
DATE: 24 MAR. 1999

SCALE: AS NOTED

DRAWN: PNK/MS

PROJ. NO.: 98260

© 1999 LOHAN ASSOCIATES, INC.



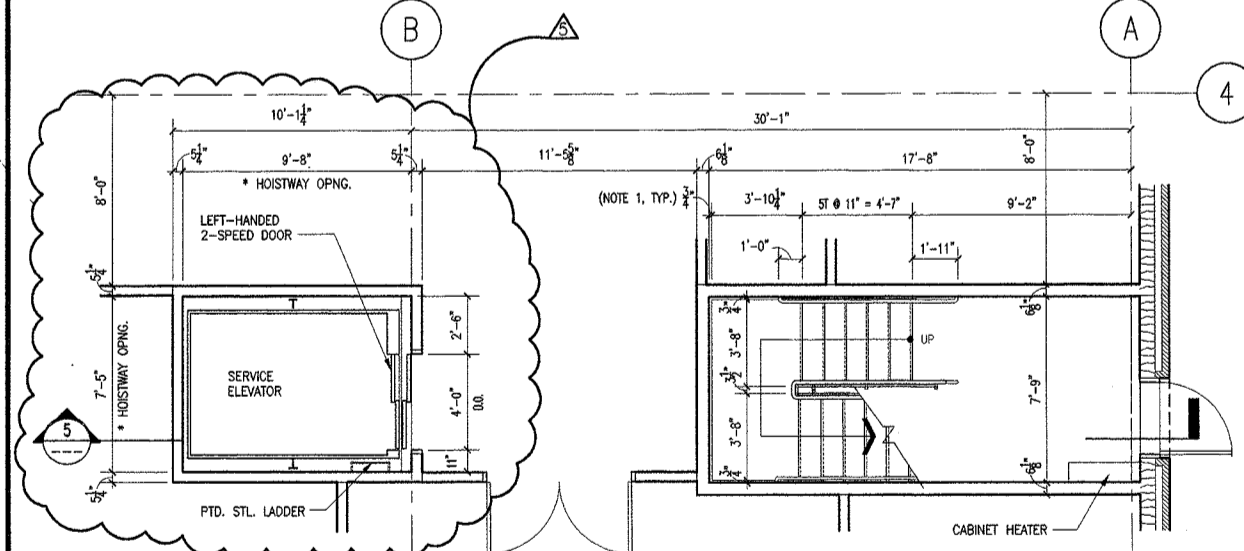
5 SECTION EXIT STAIR NO. 1
SCALE: 1/4" = 1'-0"

4 SECTION EXIT STAIR NO. 2
SCALE: 1/4" = 1'-0"

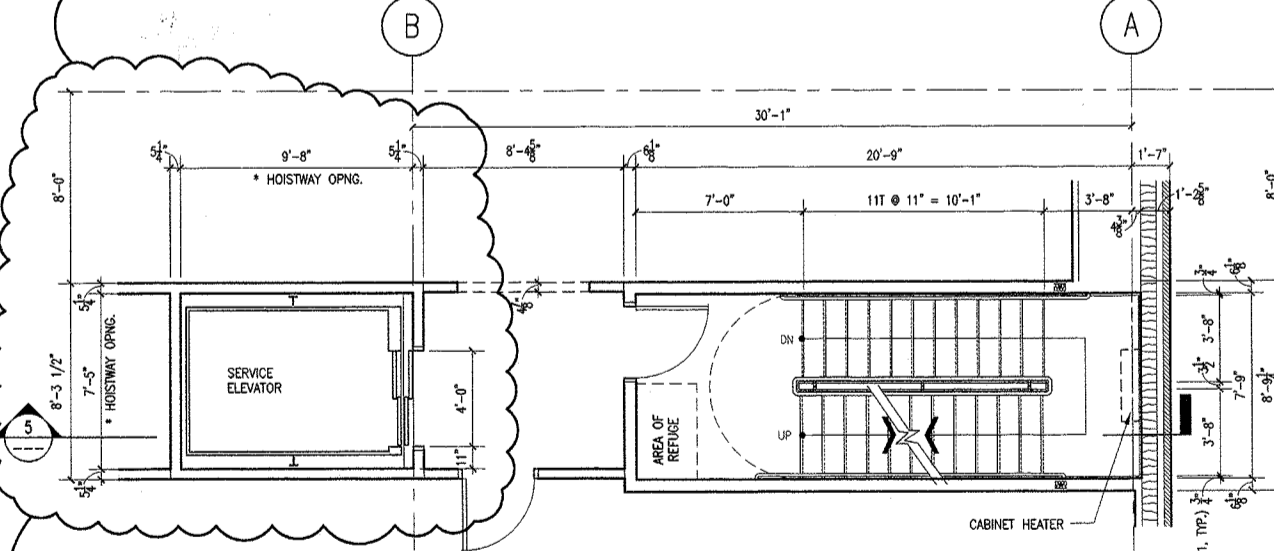
1 PLAN DETAIL FOURTH FLOOR - EXIT STAIR 2
SCALE: 1/4" = 1'-0"

2 PLAN DETAIL TYPICAL FLOORS - EXIT STAIR 2
SCALE: 1/4" = 1'-0"

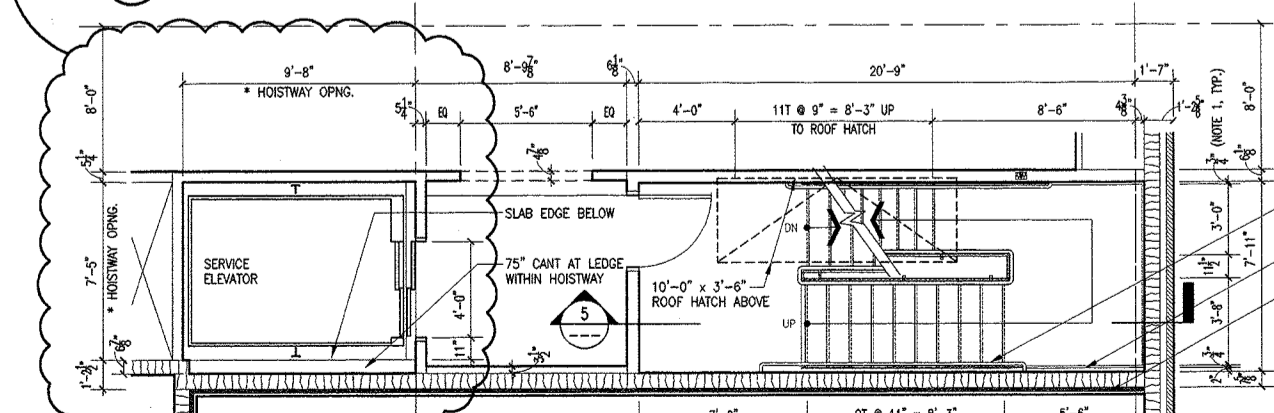
3 PLAN DETAIL FIRST FLOOR - EXIT STAIR 2
SCALE: 1/4" = 1'-0"



6 PLAN DETAIL FIRST FLOOR - EXIT STAIR NO. 1
SCALE: 1/4" = 1'-0"



7 PLAN DETAIL TYPICAL FLOORS - EXIT STAIR NO. 1
SCALE: 1/4" = 1'-0"



8 PLAN DETAIL FOURTH FLOOR - EXIT STAIR NO. 1
SCALE: 1/4" = 1'-0"

REVISIONS TO THIS SHEET INCLUDE THE FOLLOWING:
1.) COMPLETION OF DIMENSIONING
2.) COORDINATION OF ARCHITECTURAL CONDITIONS

THICKENED SLAB MTL. STAIR AT BEARING LOCATIONS
2" RIGID INSULATION BELOW SLAB EXTEND 48" INWARD

EXTEND PROJ. OF RAILING AS REQ'D. TO ACCOMMODATE SETBACK OF CMU WALL
LINE OF O.P. BD. FACE BELOW
EXTERIOR INSULATION FINISH SYSTEM

DES PLAINES
PUBLIC LIBRARY

LIBRARY PLAZA
DES PLAINES, ILLINOIS

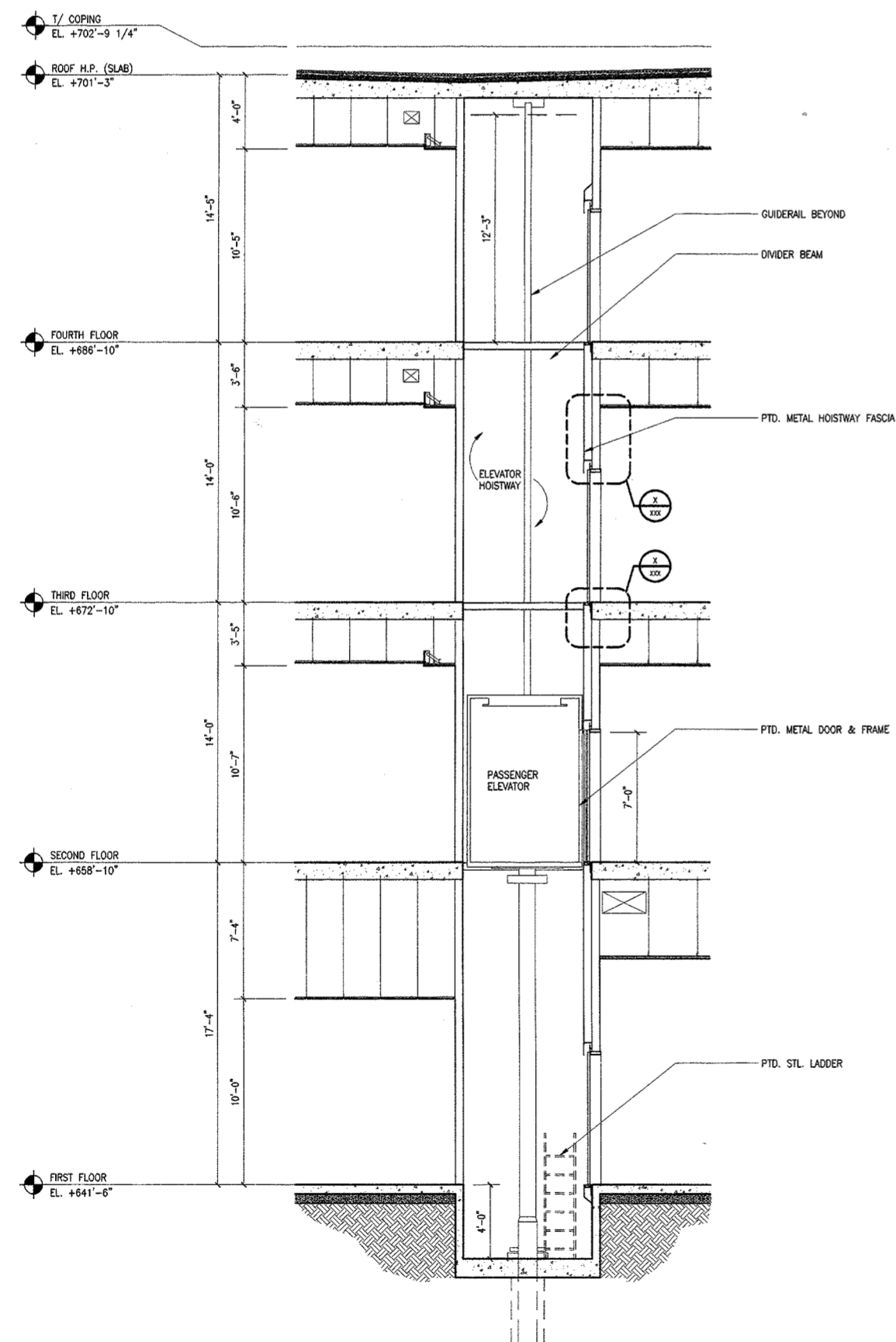
CITY OF DES PLAINES
OWNER

PLAINES TOWN CENTER, L.L.C.
DEVELOPMENT MANAGER

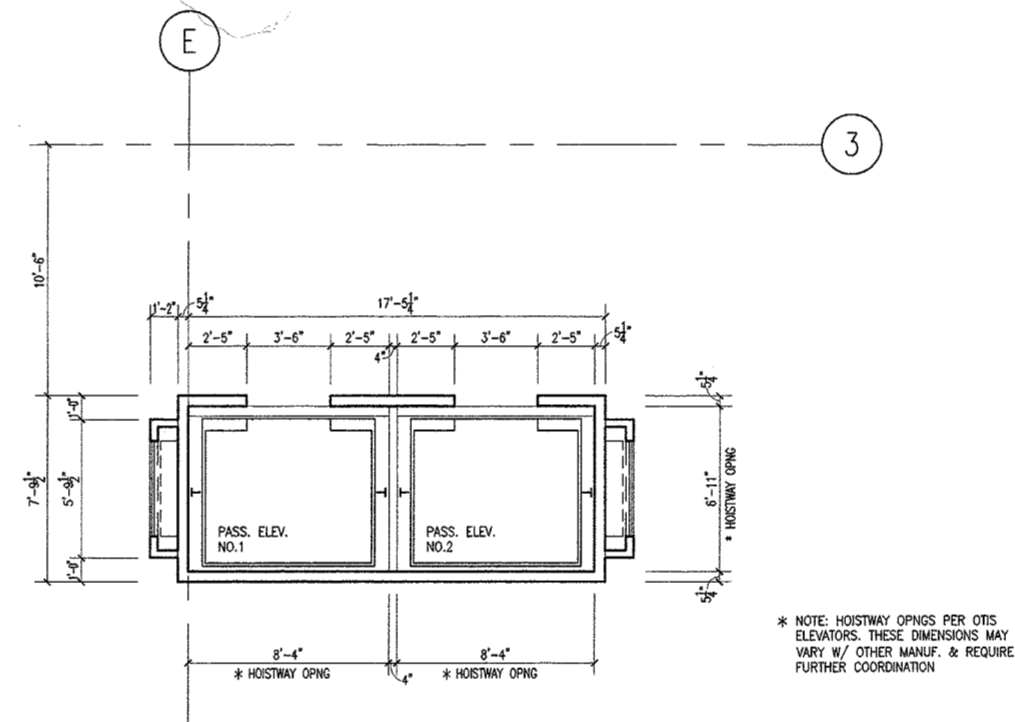
LOHAN ASSOCIATES
ARCHITECTS, PLANNERS, AND INTERIOR DESIGNERS
CHICAGO, ILLINOIS

TENG & ASSOCIATES
STRUCTURAL & MEP ENGINEERS
CHICAGO, ILLINOIS

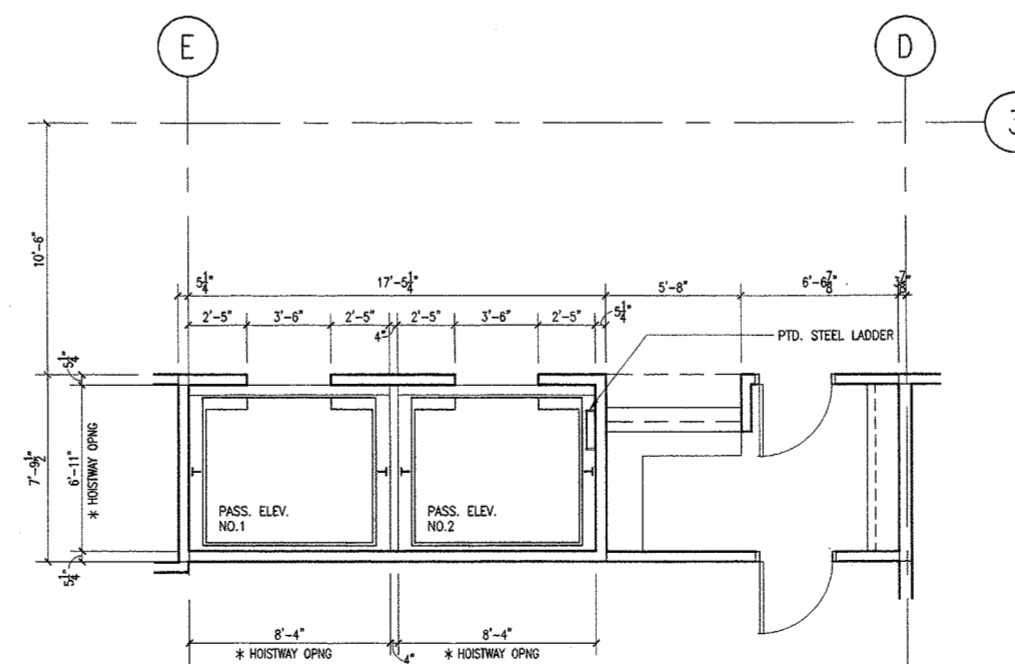
THIS SHEET IS A NEW DRAWING



3 SECTION PASS. ELEVATOR NO. 1
SCALE: 1/4" = 1'-0"



1 PLAN 3RD & 4TH FLOOR (2ND FLOOR SIM.) PASS. ELEVATOR NO. 1 & 2
SCALE: 1/4" = 1'-0"



2 PLAN FIRST FLOOR PASS. ELEVATOR NO. 1 & 2
SCALE: 1/4" = 1'-0"

NO.	DATE	DESCRIPTION
1	03/24/99	ISSUED FOR CONSTRUCTION & FINAL PERMIT

DRAWING TITLE:
ELEVATORS # 1 AND #2
PLANS, SECTIONS

SEAL: _____ DRAWING NUMBER:
A7-2.1
DATE: 24 MAR. 1999
SCALE: AS NOTED
DRAWN: MS
PROJ. NO.: 98260
© 1999 LOHAN ASSOCIATES, INC.

DES PLAINES
PUBLIC LIBRARY

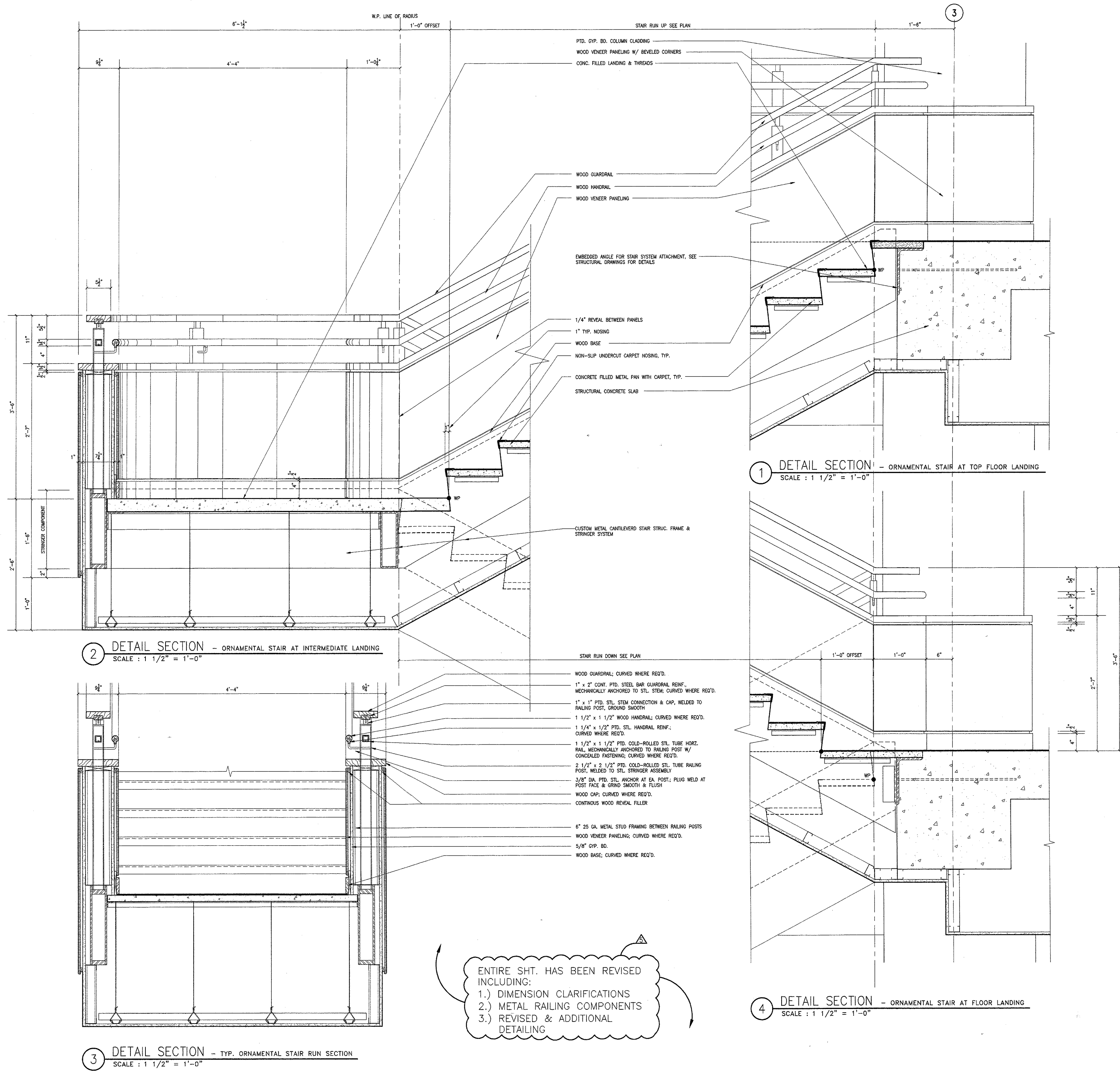
LIBRARY PLAZA
DES PLAINES, ILLINOIS

CITY OF DES PLAINES
OWNER

PLAINES TOWN CENTER, L.L.C.
DEVELOPMENT MANAGER

LOHAN ASSOCIATES
ARCHITECTS, PLANNERS, AND INTERIOR DESIGNERS
CHICAGO, ILLINOIS

TENG & ASSOCIATES
STRUCTURAL & MEP ENGINEERS
CHICAGO, ILLINOIS



ENTIRE SHT. HAS BEEN REVISED INCLUDING:
1.) DIMENSION CLARIFICATIONS
2.) METAL RAILING COMPONENTS
3.) REVISED & ADDITIONAL DETAILING

NO.	DATE	DESCRIPTION
5	03/24/99	ISSUED FOR CONSTRUCTION & FINAL PERMIT
4	01/29/99	ADDENDUM NO. 2
3	01/11/99	ISSUED FOR BID & PERMIT
2	11/24/98	50% CD REVIEW
1	09/15/98	DESIGN DEVELOPMENT

DRAWING TITLE:
STAIR #3 DETAILS

SEAL: _____ DRAWING NUMBER:
A7-3
DATE: 24 MAR. 1999
SCALE: AS NOTED
DRAWN: PFK
PROJ. NO.: 98260
© 1999 LOHAN ASSOCIATES, INC.

DES PLAINES
PUBLIC LIBRARY

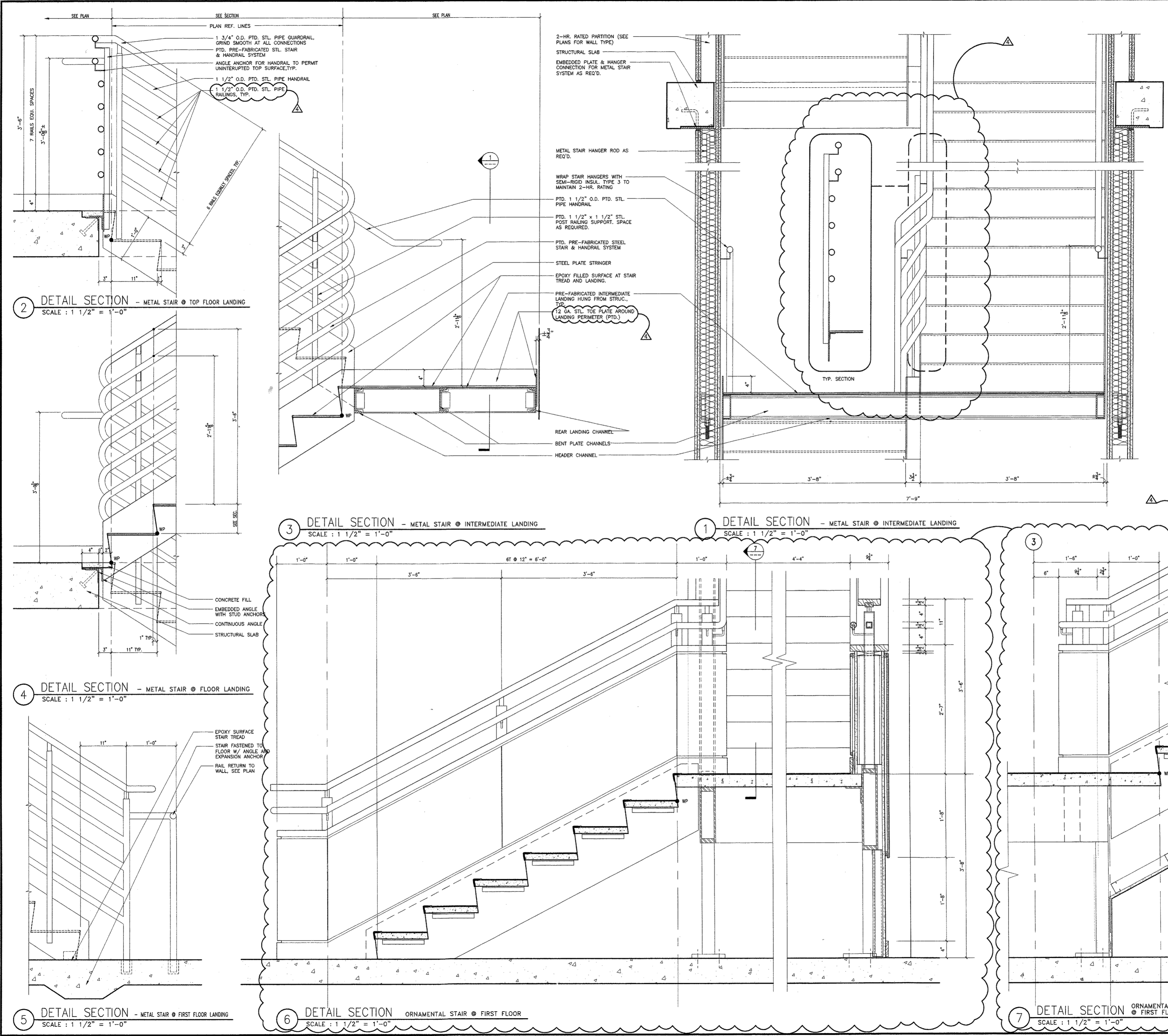
LIBRARY PLAZA
DES PLAINES, ILLINOIS

CITY OF DES PLAINES
OWNER

PLAINES TOWN CENTER, L.L.C.
DEVELOPMENT MANAGER

LOHAN ASSOCIATES
ARCHITECTS, PLANNERS, AND INTERIOR DESIGNERS
CHICAGO, ILLINOIS

TENG & ASSOCIATES
STRUCTURAL & MEP ENGINEERS
CHICAGO, ILLINOIS



2 DETAIL SECTION - METAL STAIR @ TOP FLOOR LANDING
SCALE : 1 1/2" = 1'-0"

3 DETAIL SECTION - METAL STAIR @ INTERMEDIATE LANDING
SCALE : 1 1/2" = 1'-0"

1 DETAIL SECTION - METAL STAIR @ INTERMEDIATE LANDING
SCALE : 1 1/2" = 1'-0"

4 DETAIL SECTION - METAL STAIR @ FLOOR LANDING
SCALE : 1 1/2" = 1'-0"

5 DETAIL SECTION - METAL STAIR @ FIRST FLOOR LANDING
SCALE : 1 1/2" = 1'-0"

6 DETAIL SECTION ORNAMENTAL STAIR @ FIRST FLOOR
SCALE : 1 1/2" = 1'-0"

7 DETAIL SECTION ORNAMENTAL STAIR @ FIRST FLOOR
SCALE : 1 1/2" = 1'-0"

NO.	DATE	DESCRIPTION
4	03/24/99	ISSUED FOR CONSTRUCTION & FINAL PERMIT
3	01/11/99	ISSUED FOR BID & PERMIT
2	11/24/98	SOX CD REVIEW
1	09/15/98	DESIGN DEVELOPMENT

DRAWING TITLE:
STAIRS # 1 AND #2
DETAILS

SEAL: DRAWING NUMBER:
A7-4
DATE: 24 MAR. 1999
SCALE: AS NOTED
DRAWN: PJK
PROJ. NO.: 98260
© 1999 LOHAN ASSOCIATES, INC.

DES PLAINES PUBLIC LIBRARY

LIBRARY PLAZA
DES PLAINES, ILLINOIS

CITY OF DES PLAINES
OWNER

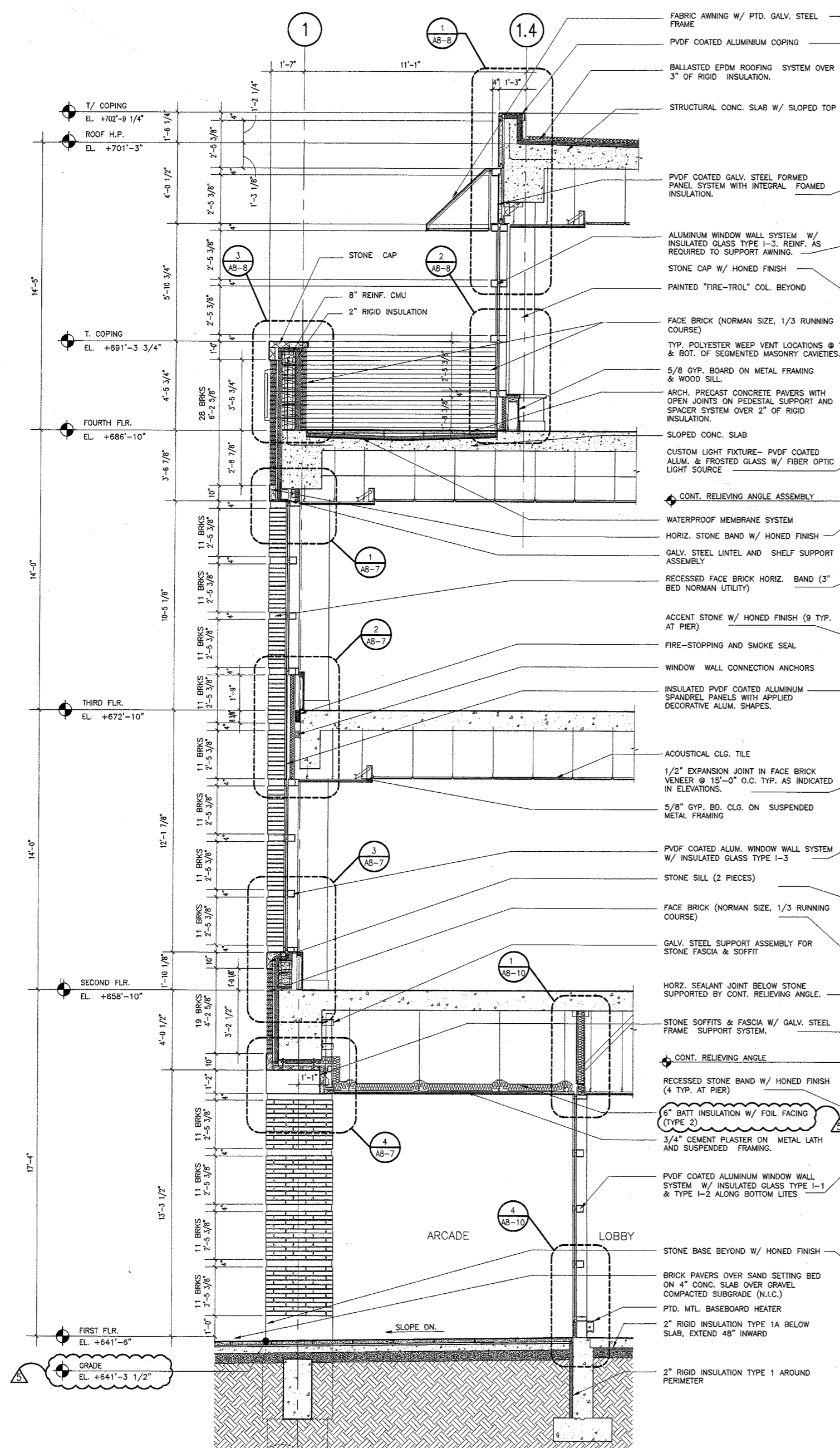
PLAINES TOWN CENTER, L.L.C.
DEVELOPMENT MANAGER

LOHAN ASSOCIATES
ARCHITECTS, PLANNERS AND INTERIOR DESIGNERS
CHICAGO, ILLINOIS

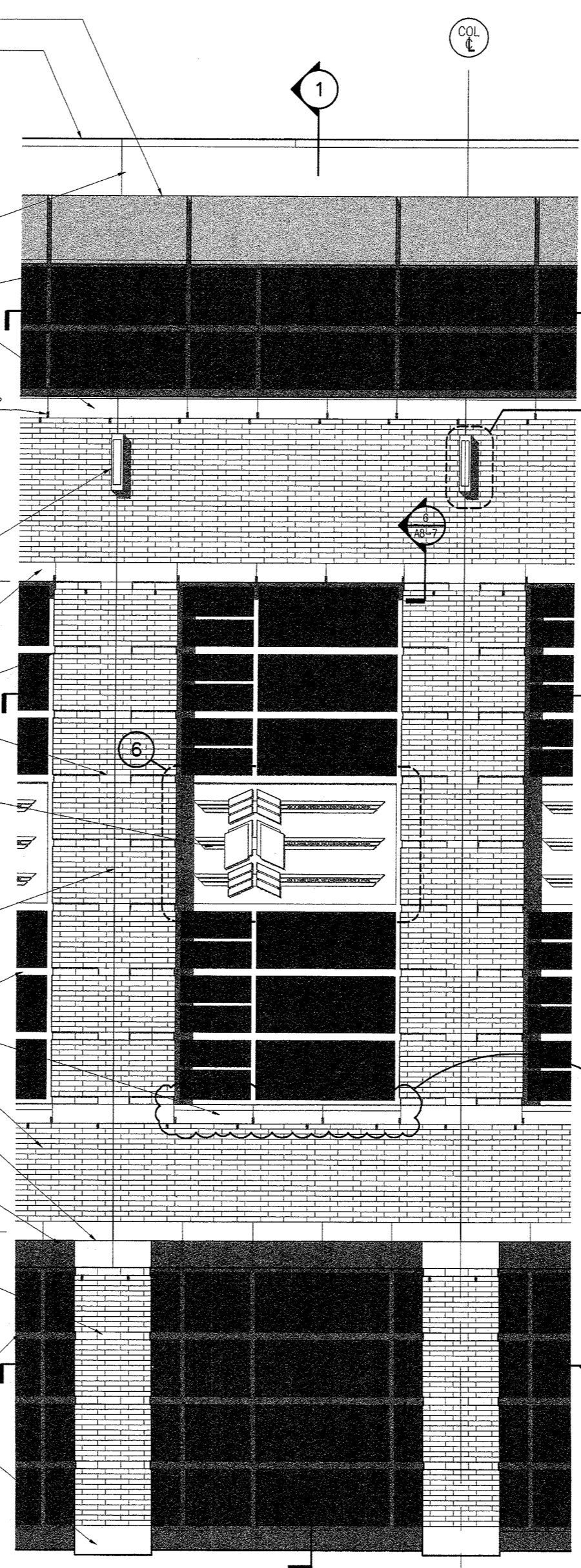
TENG & ASSOCIATES
STRUCTURAL & MEP ENGINEERS
CHICAGO, ILLINOIS

NOTES:

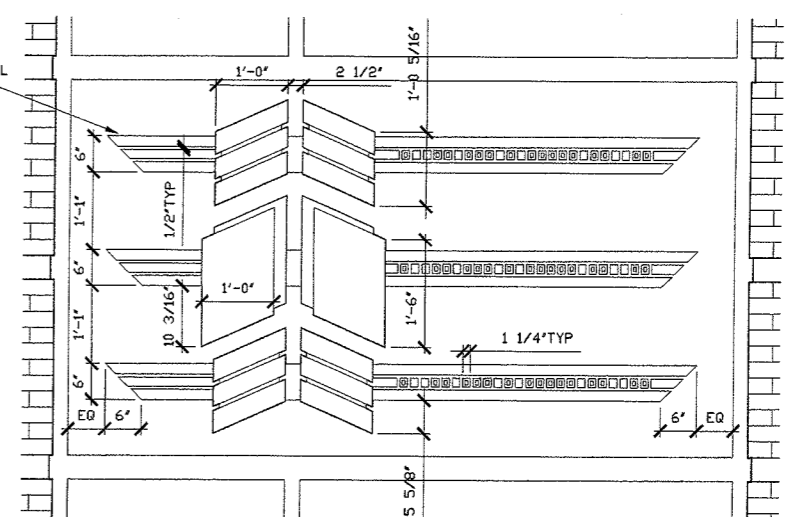
- HOLD CAVITY WALL INSULATION TIGHT TO CMU WALL.
- ALL WINDOW OPENINGS TO BE SEALED OFF TO CMU WALL WITH GALV. SHEET METAL AIR BARRIER.
- MASONRY CAVITIES TO BE COMPLETELY VENTED WITH VENTS AT TOP & BOTTOM OF EACH SEGMENTED CAVITY.
- ALL PAINTED ALUMINUM ON EXTERIOR TO BE PVDF COATING UNLESS NOTED OTHERWISE.
- ALL EXTERIOR SOFFIT PLENUM SPACES TO BE AIR SEALED W/GALV. SHT. METAL AND INSULATED ABOVE WINDOW SYSTEM.
- TYPICAL SEALANT TYPES ARE AS FOLLOWS:
1. SILICONE SEALANT - ALL ALUM./METAL CLADDING.
2. TWO-PART URETHANE SEALANT - MASONRY/STONE/PERIMETER WINDOW OPENINGS.
ALL SEALANT JOINTS TO BE BACKED WITH CLOSED CELL BACKER ROD.
- PROVIDE 1/2" EXPANSION JT. THRU FACE BRICK VENEER EVERY 15'-0" TYP. AND 1/2" CONTROL JT. SAWE INTO CMU BACK-UP 30'-0" O.C. SEE ELEVATIONS & PLANS FOR EXACT LOCATIONS.



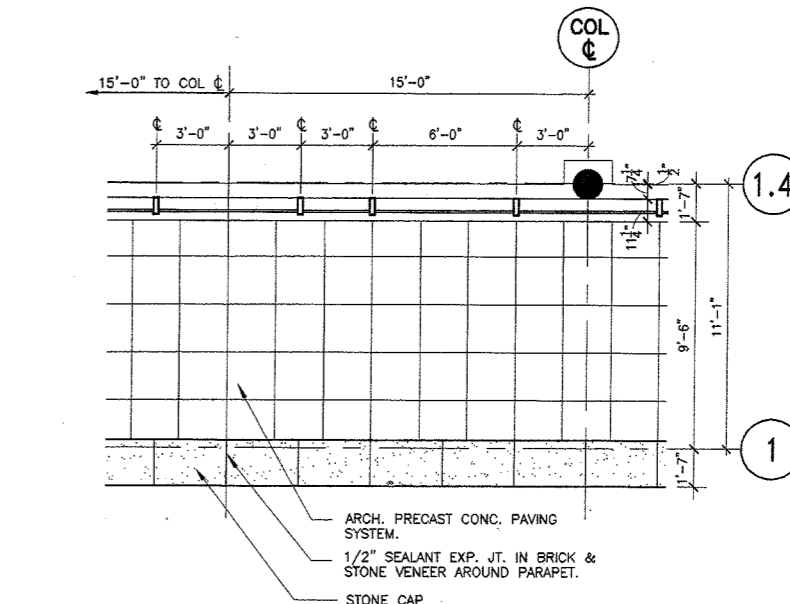
1 SECTION
SCALE: 3/8" = 1'-0"



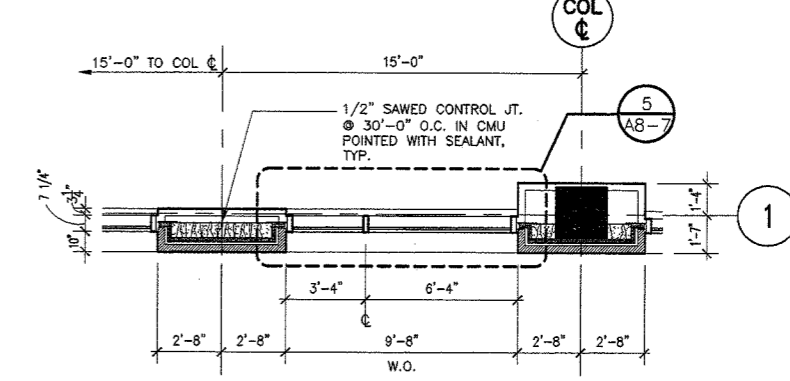
2 NORTH ELEVATION
SCALE: 3/8" = 1'-0"



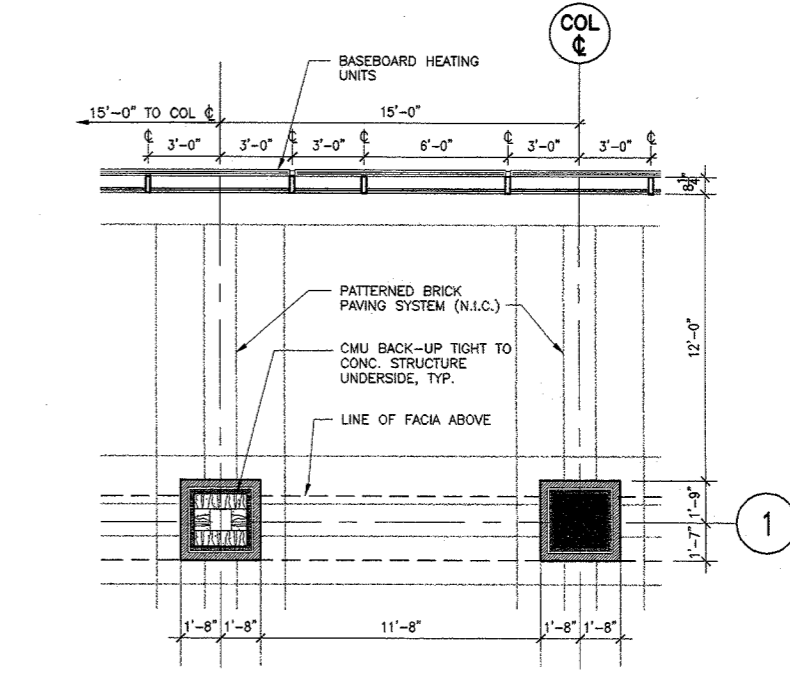
6 ELEVATION DETAIL
SCALE: 3/4" = 1'-0" TYPICAL SPANDREL



5 PLAN DETAIL
SCALE: 1/4" = 1'-0" FACADE @ FOURTH FLOOR



4 PLAN DETAIL
SCALE: 1/4" = 1'-0" FACADE @ THIRD FLOOR



3 PLAN DETAIL
SCALE: 1/4" = 1'-0" FACADE @ FIRST FLOOR

NO.	DATE	DESCRIPTION
5	03/24/99	ISSUED FOR CONSTRUCTION & FINAL PERMIT
4	01/29/99	ADDENDUM NO. 2
3	01/11/99	ISSUED FOR BID & PERMIT
2	11/24/98	SOB. CD REVIEW
1	09/15/98	DESIGN DEVELOPMENT

DRAWING TITLE:
**ENLARGED EXTERIOR
PLANS, SECTIONS
& ELEVATIONS**

SEAL: **A8-1**
DRAWING NUMBER:
A8-1
DATE: 24 MAR. 1999
SCALE: AS NOTED
DRAWN: MCB
PROJ. NO.: 98260
© 1999 LOHAN ASSOCIATES, INC.

**DES PLAINES
PUBLIC LIBRARY**

LIBRARY PLAZA
DES PLAINES, ILLINOIS

CITY OF DES PLAINES
OWNER

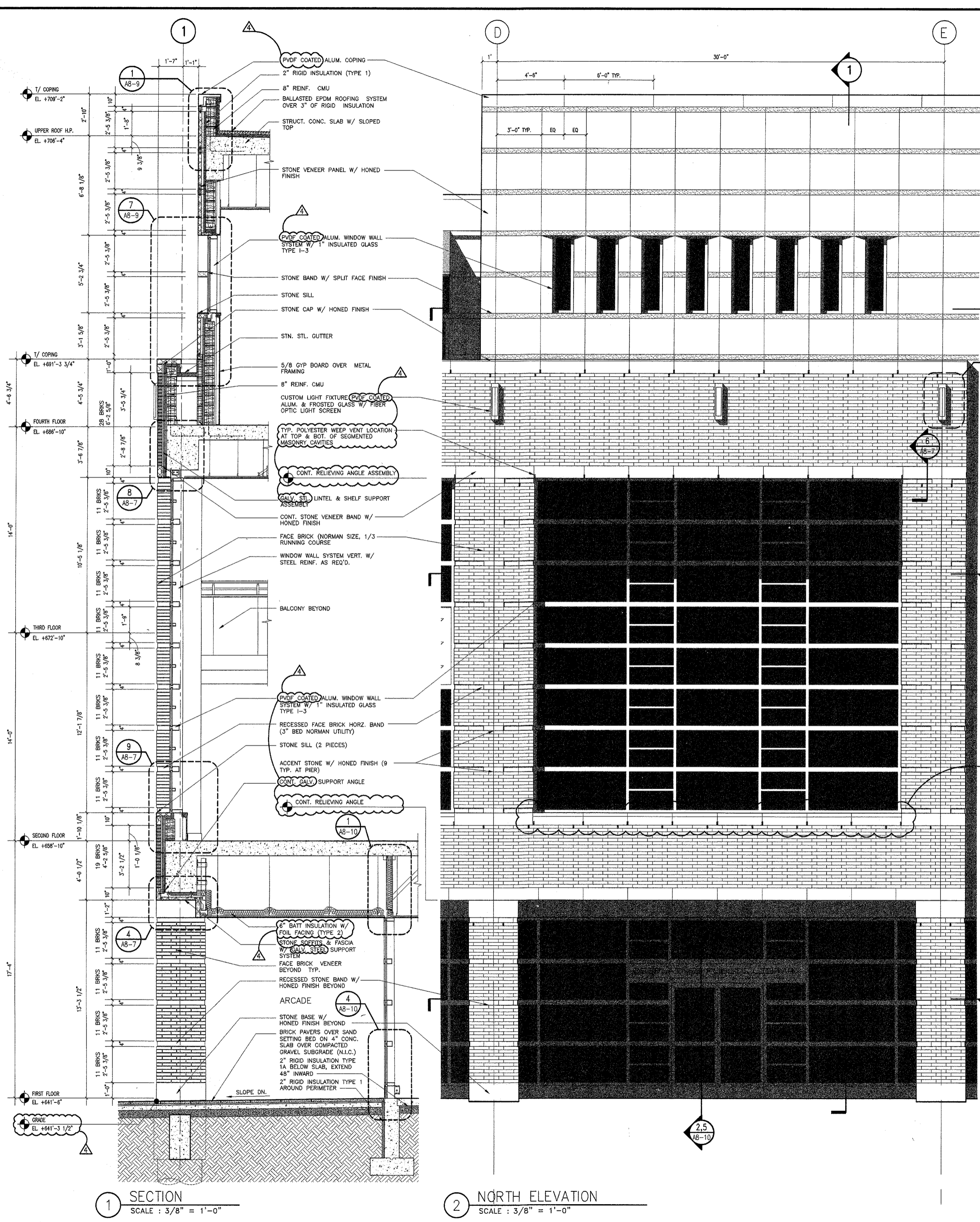
PLAINES TOWN CENTER, L.L.C.
DEVELOPMENT MANAGER

LOHAN ASSOCIATES
ARCHITECTS, PLANNERS, AND INTERIOR DESIGNERS
CHICAGO, ILLINOIS

TENG & ASSOCIATES
STRUCTURAL & MEP ENGINEERS
CHICAGO, ILLINOIS

NOTES:
SEE GENERAL NOTES ON SHT. 1/A8-1
REGARDING EXTERIOR BUILDING ENCLOSURE.

THE BUILDING ENCLOSURE
REVISIONS & CLARIFICATIONS
ON THIS SHEET WERE GLOBALLY
ADDRESSED IN ADDENDUM 2
1-29-99 ON SHT. A8-7 & A8-1.



1 SECTION
SCALE : 3/8" = 1'-0"

2 NORTH ELEVATION
SCALE : 3/8" = 1'-0"


3 PLAN DETAIL FACADE @ FIRST FLOOR
SCALE : 1/4" = 1'-0"

4 PLAN DETAIL FACADE @ THIRD FLOOR
SCALE : 1/4" = 1'-0"

5 PLAN DETAIL FACADE @ FOURTH FLOOR
SCALE : 1/4" = 1'-0"

NO.	DATE	DESCRIPTION
4	03/24/99	ISSUED FOR CONSTRUCTION & FINAL PERMIT
3	01/11/99	ISSUED FOR BID & PERMIT
2	11/24/98	50% CD REVIEW
1	09/15/98	DESIGN DEVELOPMENT

DRAWING TITLE:
**ENLARGED EXTERIOR
PLANS, SECTIONS
& ELEVATIONS**

SEAL:  DRAWING NUMBER:
A8-2
DATE: 24 MAR. 1999
SCALE: AS NOTED
DRAWN:
PROJ. NO.: 98260
© 1999 LOHAN ASSOCIATES, INC.

DES PLAINES
PUBLIC LIBRARY

LIBRARY PLAZA
DES PLAINES, ILLINOIS

CITY OF DES PLAINES
OWNER

PLAINES TOWN CENTER, L.L.C.
DEVELOPMENT MANAGER


LOHAN ASSOCIATES
ARCHITECTS, PLANNERS, AND INTERIOR DESIGNERS
CHICAGO, ILLINOIS


TENG & ASSOCIATES
STRUCTURAL & MEP ENGINEERS
CHICAGO, ILLINOIS

NOTES:
1. SEE GENERAL NOTES ON SHT. 1/AB-1
REGARDING BUILDING ENCLOSURE.

NO.	DATE	DESCRIPTION
4	03/24/99	ISSUED FOR CONSTRUCTION & FINAL PERMIT
3	01/11/99	ISSUED FOR BID & PERMIT
2	11/24/98	50% CD REVIEW
1	09/15/98	DESIGN DEVELOPMENT

DRAWING TITLE:
ENLARGED EXTERIOR
PLANS, SECTIONS
& ELEVATIONS

SEAL:  DRAWING NUMBER:
A8-3
DATE: 24 MAR. 1999
SCALE: AS NOTED
DRAWN:
PROJ. NO.: 98260
© 1999 LOHAN ASSOCIATES, INC.



1 SECTION
SCALE: 3/8" = 1'-0"

2 NORTH ELEVATION
SCALE: 3/8" = 1'-0"

4 PLAN DETAIL FACADE @ THIRD FLOOR
SCALE: 1/4" = 1'-0"

3 PLAN DETAIL FACADE @ FIRST FLOOR
SCALE: 1/4" = 1'-0"

J:\CAD\98260\Draw -\Drawings\Draw -\98260.dwg Tue Mar 23 10:08:14 1999

FILE: A8-3.DWG
XREF: ELEV-NORTH
XREF: SCP-NORTH-F
DIR: \A8-3

DES PLAINES
PUBLIC LIBRARY

LIBRARY PLAZA
DES PLAINES, ILLINOIS

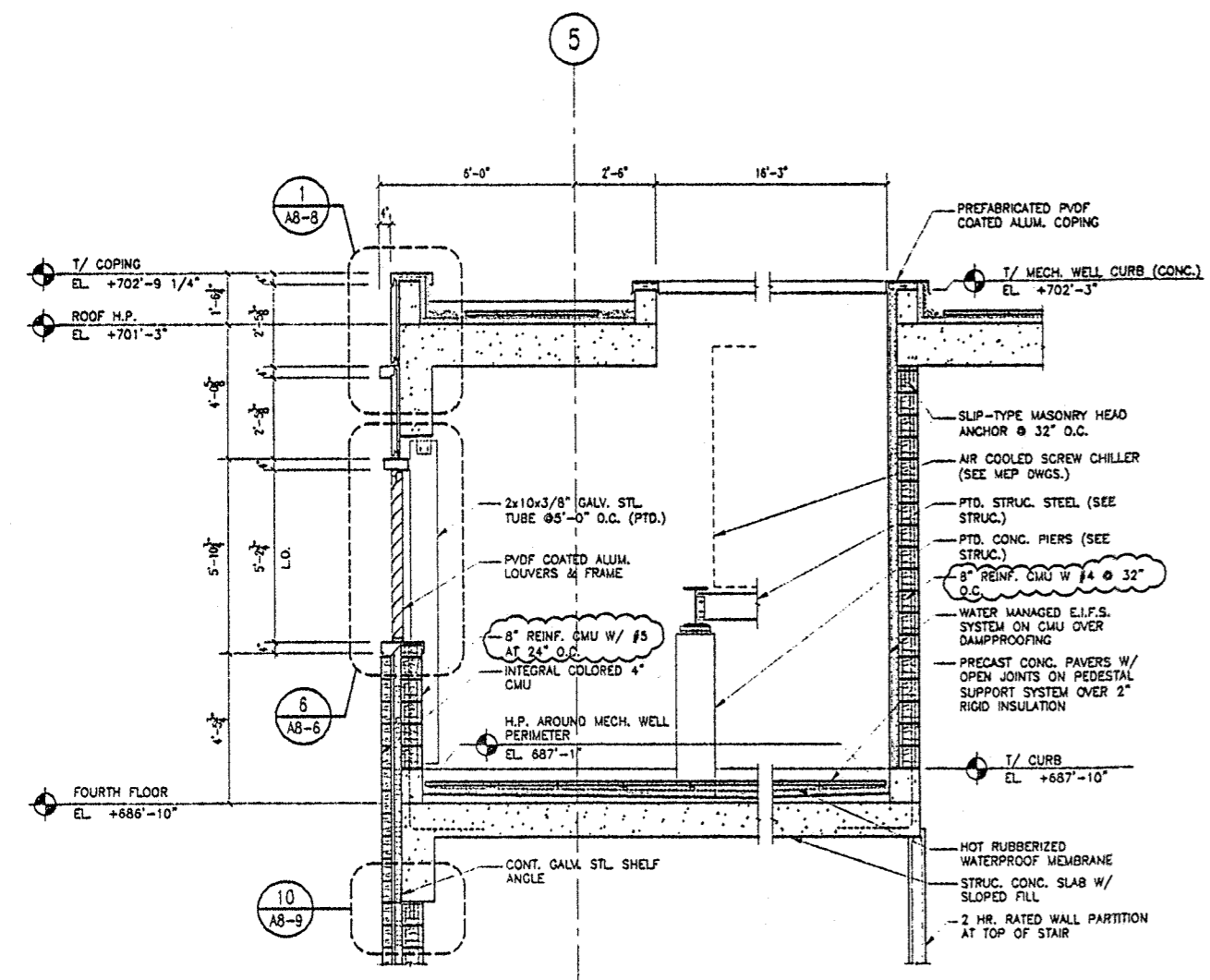
CITY OF DES PLAINES
OWNER

PLAINES TOWN CENTER, L.L.C.
DEVELOPMENT MANAGER

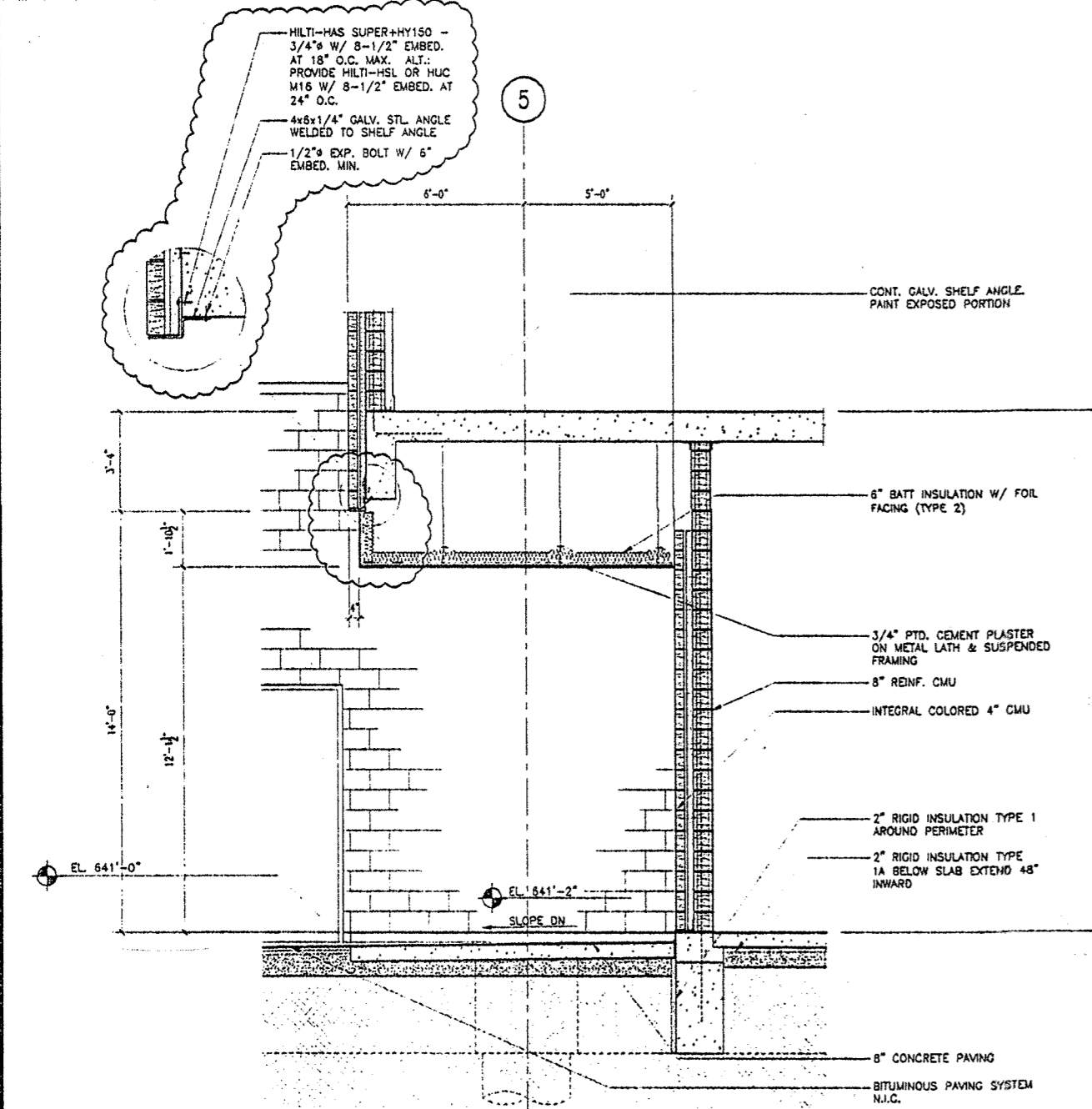
LOHAN ASSOCIATES
ARCHITECTS, PLANNERS, AND INTERIOR DESIGNERS
CHICAGO, ILLINOIS

TENG & ASSOCIATES
STRUCTURAL & MEP ENGINEERS
CHICAGO, ILLINOIS

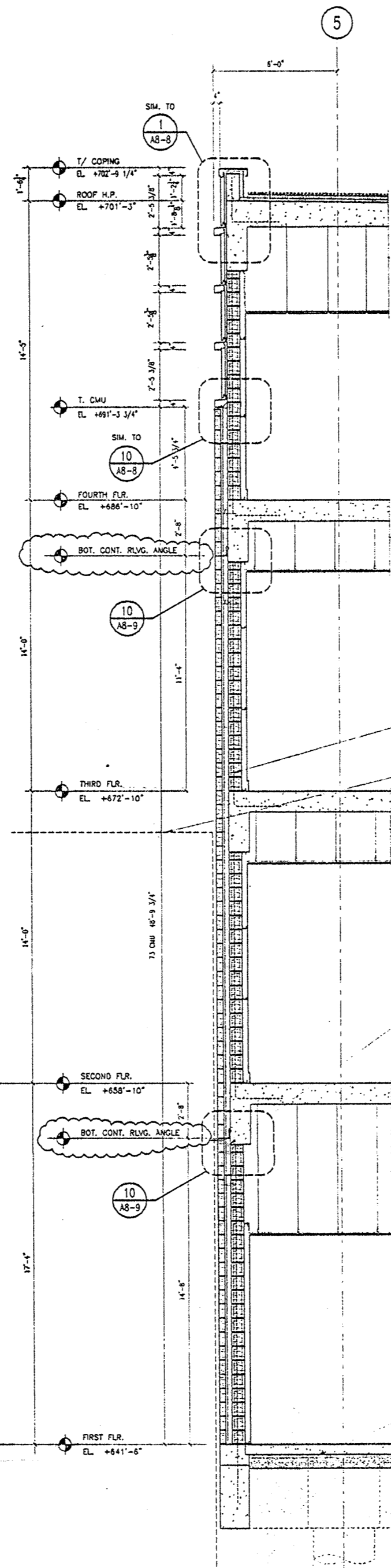
NOTES:
1. SEE GEN. NOTES ON SHT. 1/A 3-1
REGARDING EXTERIOR BLDG. ENCLOSURE



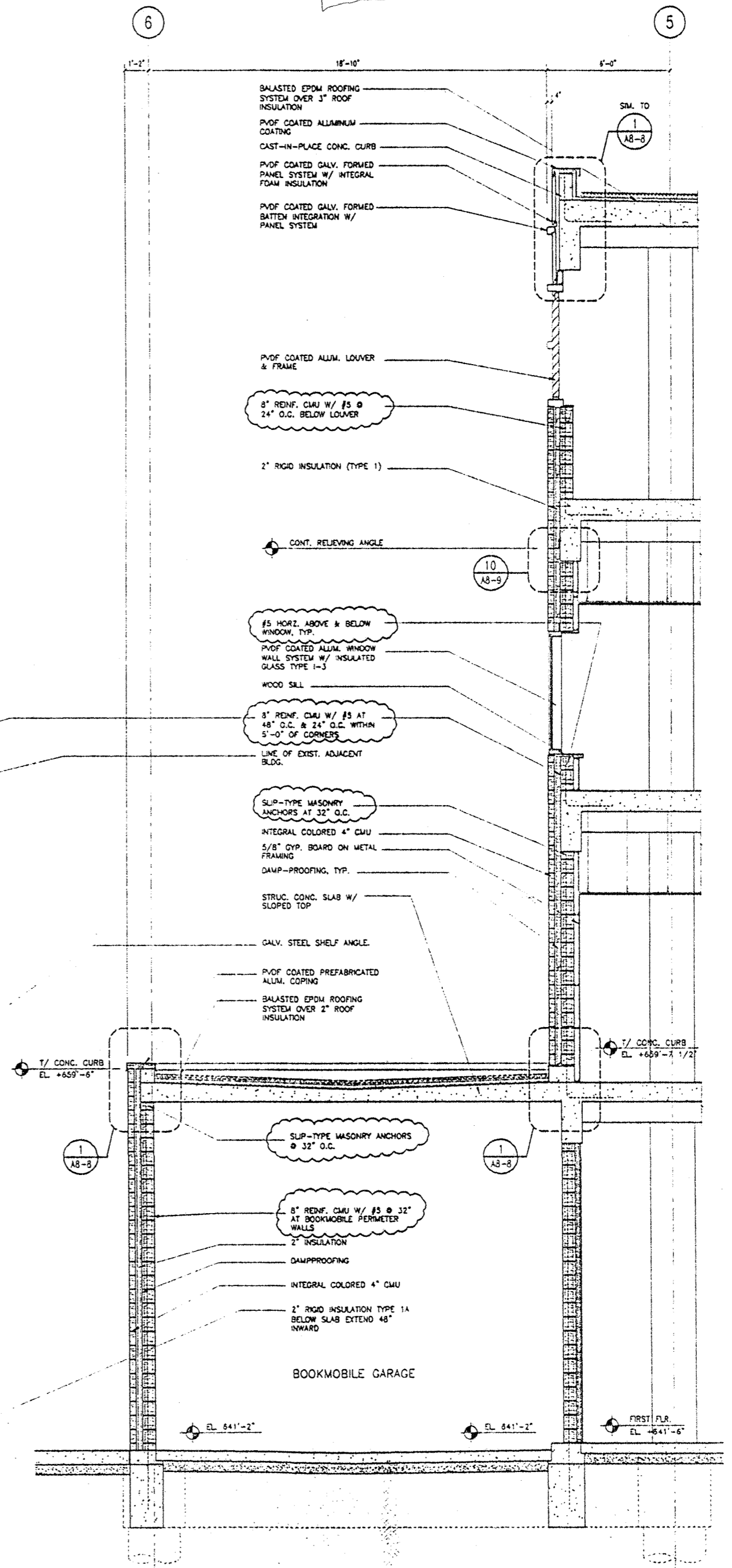
4 SECTION - MECHANICAL WELL
SCALE: 3/8" = 1'-0"



3 SECTION - DUMPSTER AREA
SCALE: 3/8" = 1'-0"



2 SECTION
SCALE: 3/8" = 1'-0"



1 SECTION
SCALE: 3/8" = 1'-0"

NO.	DATE	DESCRIPTION
5	04/25/99	ISSUED FOR MASONRY REVEAL & SUPPORT
4	03/24/99	ISSUED FOR CONSTRUCTION & FINAL PERMIT
3	01/11/99	ISSUED FOR BID & PERMIT
2	11/24/98	50% CD REVIEW
1	09/15/98	DESIGN DEVELOPMENT

PRELIMINARY

DRAWING TITLE:
ENLARGED EXTERIOR SECTIONS

SEAL: DRAWING NUMBER:
A8-5

DATE: 24 MAR. 1999
SCALE: 1/8" = 1'
DRAWN:
PROJ. NO.: 9826C
© 1999 LOHAN ASSOCIATES, INC.

DES PLAINES
PUBLIC LIBRARY

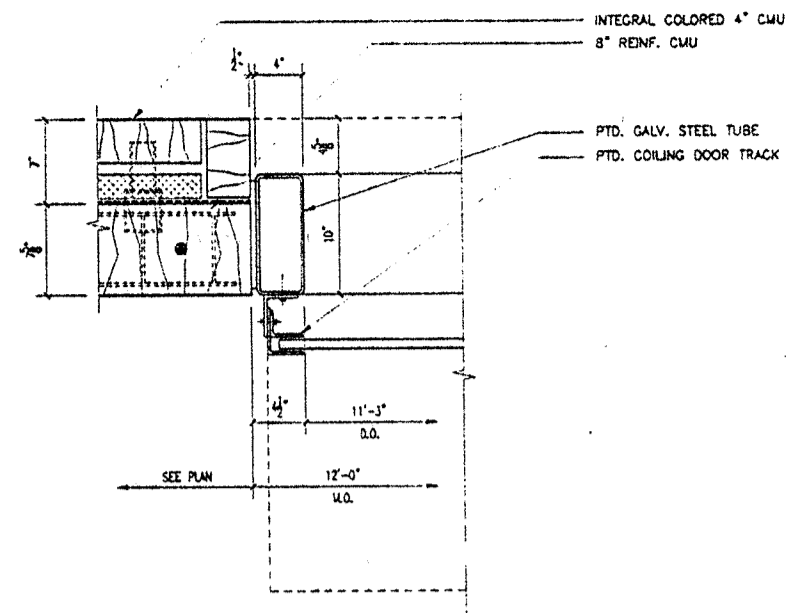
LIBRARY PLAZA
DES PLAINES, ILLINOIS

CITY OF DES PLAINES
OWNER

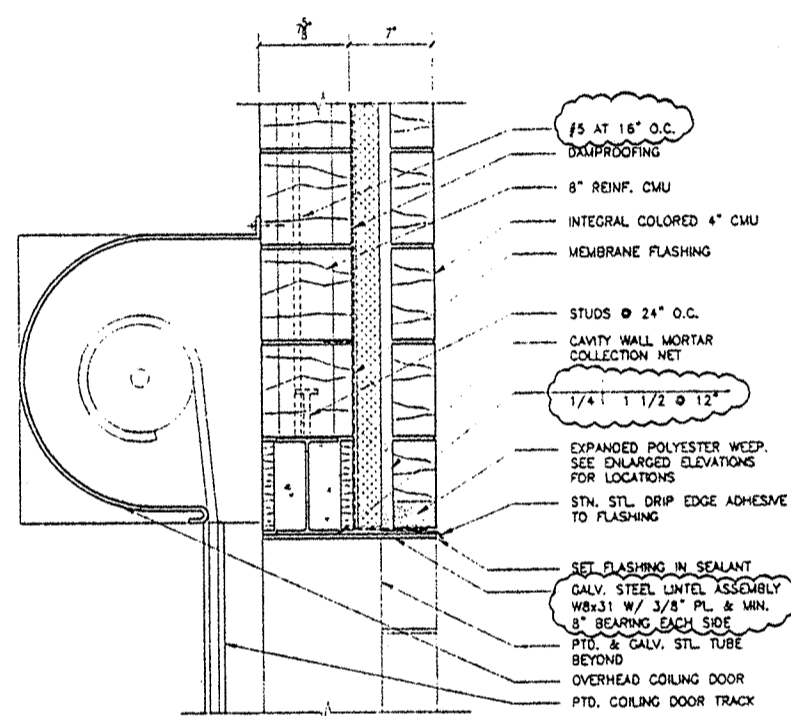
PLAINES TOWN CENTER, L.L.C.
DEVELOPMENT MANAGER

LOHAN ASSOCIATES
ARCHITECTS, PLANNERS, AND INTERIOR DESIGNERS
CHICAGO, ILLINOIS

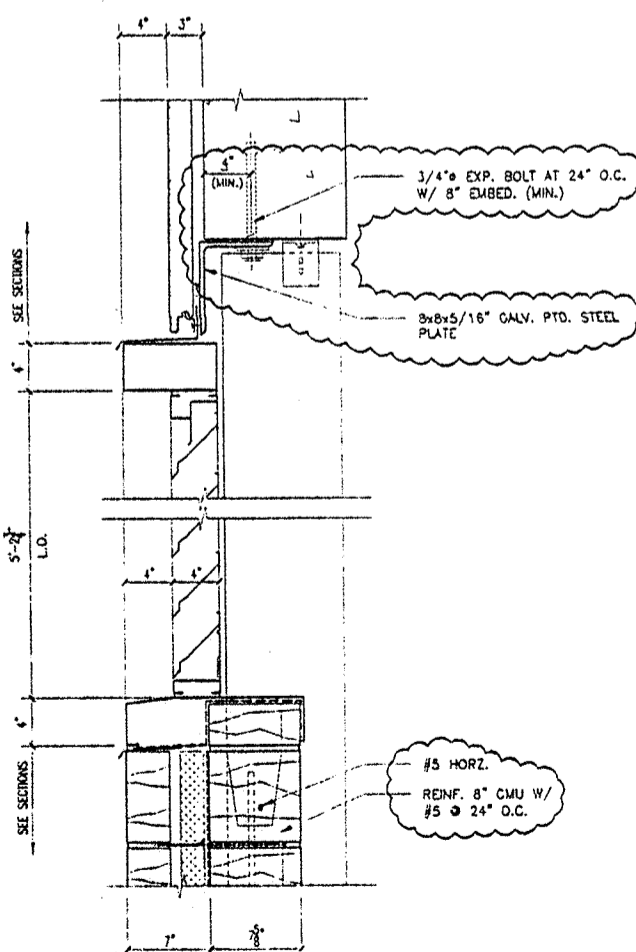
TENG & ASSOCIATES
STRUCTURAL & MEP ENGINEERS
CHICAGO, ILLINOIS



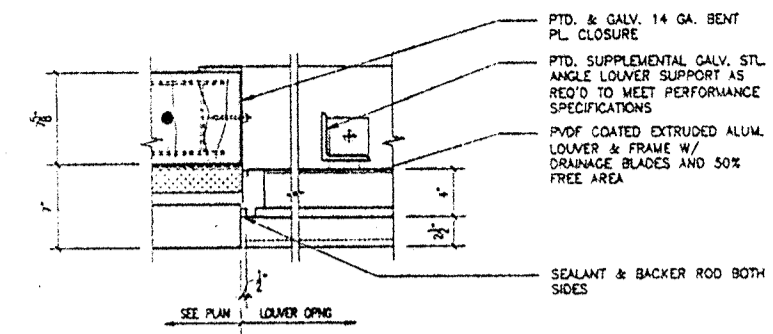
4 DETAIL PLAN - COILING DOOR JAMB
SCALE: 1 1/2" = 1'-0"



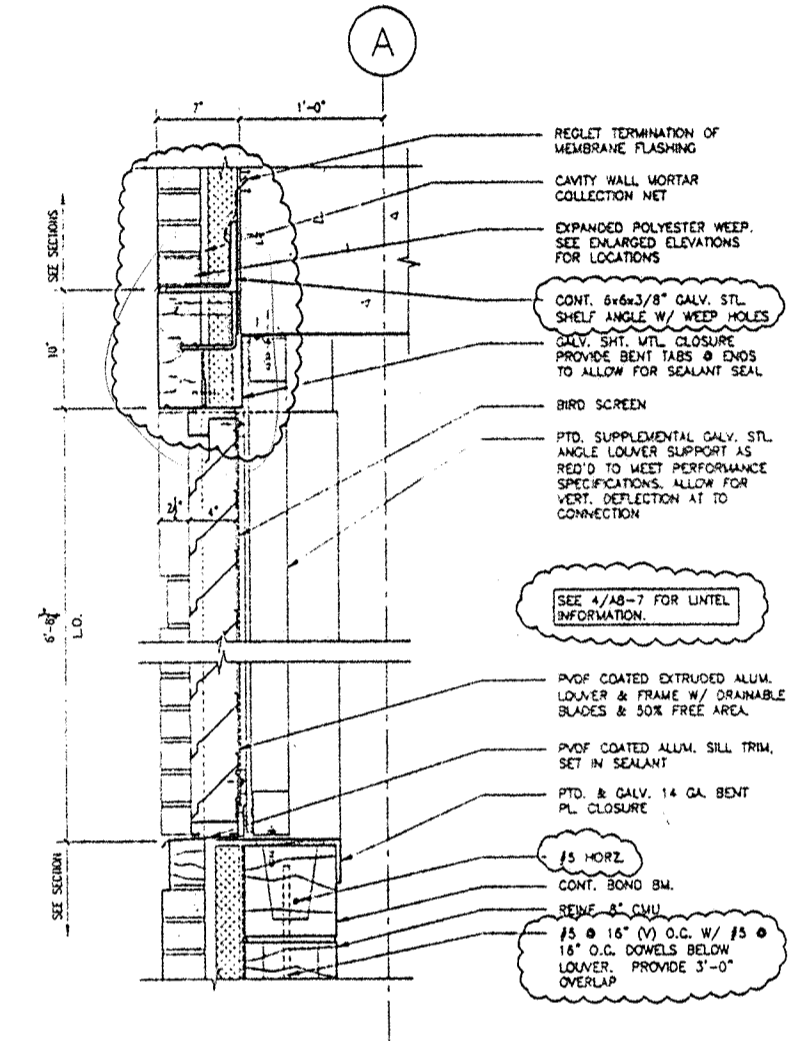
5 DETAIL SECTION - COILING DOOR HEAD
SCALE: 1 1/2" = 1'-0"



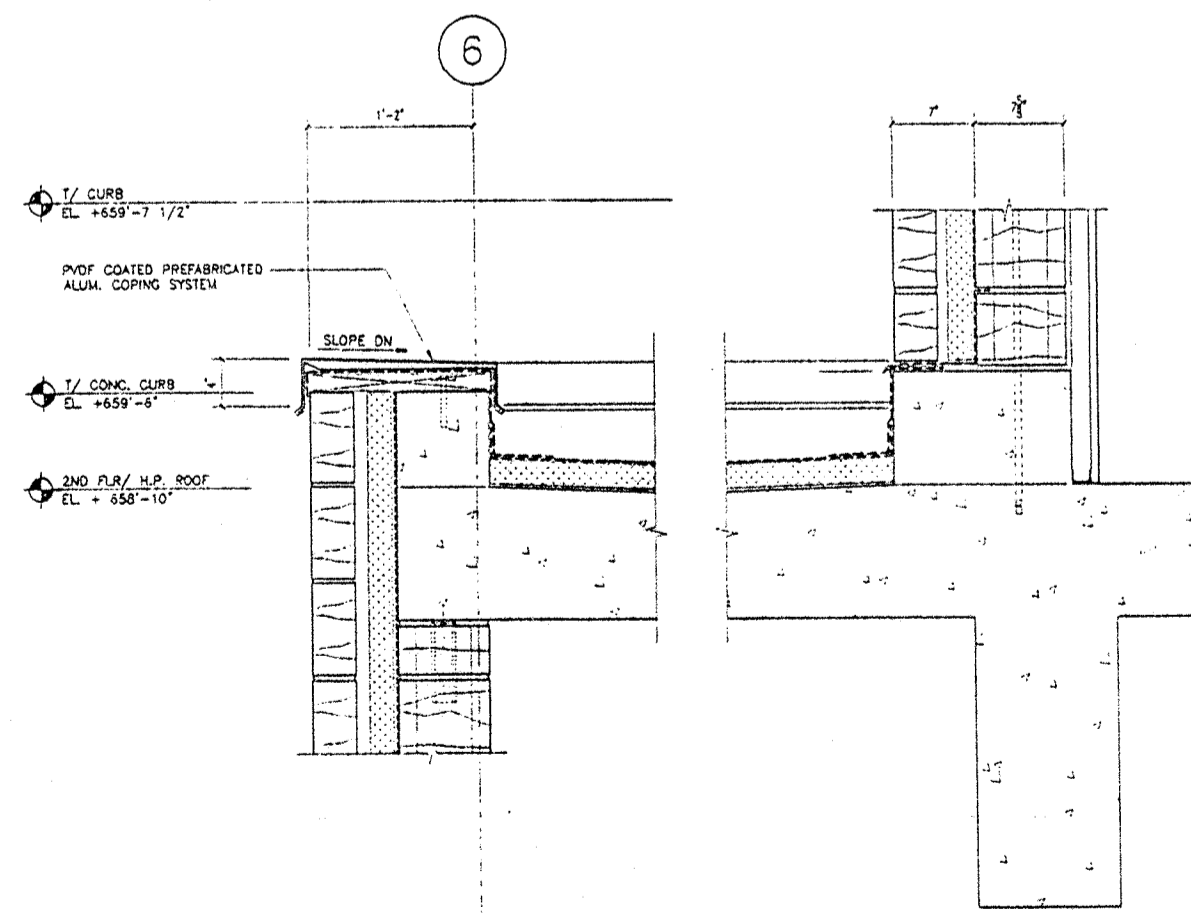
6 DETAIL SECTION - MECHANICAL WELL
SCALE: 1 1/2" = 1'-0"



1 DETAIL PLAN - 1ST FLOOR MECH. RM.
SCALE: 1 1/2" = 1'-0"



2 DETAIL SECTION - 1ST FLOOR MECH. RM.
SCALE: 1 1/2" = 1'-0"



3 DETAIL SECTION - BOOKMOBILE GARAGE ROOF
SCALE: 1 1/2" = 1'-0"

NO.	DATE	DESCRIPTION
2	06/25/99	ISSUED FOR WASTARY PERM. & SUPPORT
1	03/24/99	ISSUED FOR CONSTRUCTION & FINAL PERM.

PRELIMINARY

DRAWING TITLE:
EXTERIOR
DETAILS

SEAL: _____ DRAWING NUMBER:
A8-6
DATE: 24 MAR. 1999
SCALE: AS NOTED
DRAWN: _____
PROJ. NO.: 98260
© 1999 LOHAN ASSOCIATES, INC.

DES PLAINES
PUBLIC LIBRARY

LIBRARY PLAZA
DES PLAINES, ILLINOIS

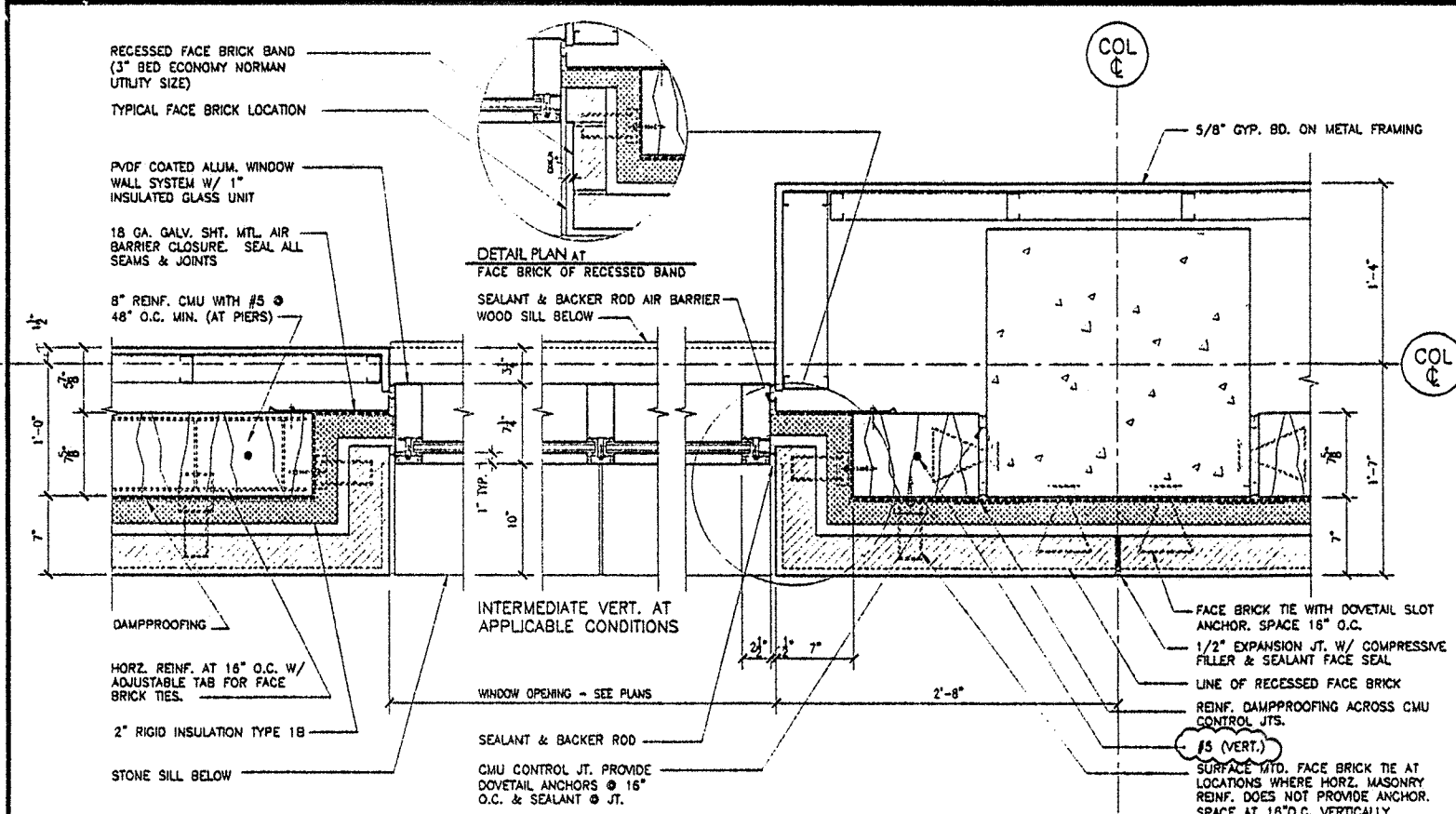
CITY OF DES PLAINES
OWNER

PLAINES TOWN CENTER, L.L.C.
DEVELOPMENT MANAGER

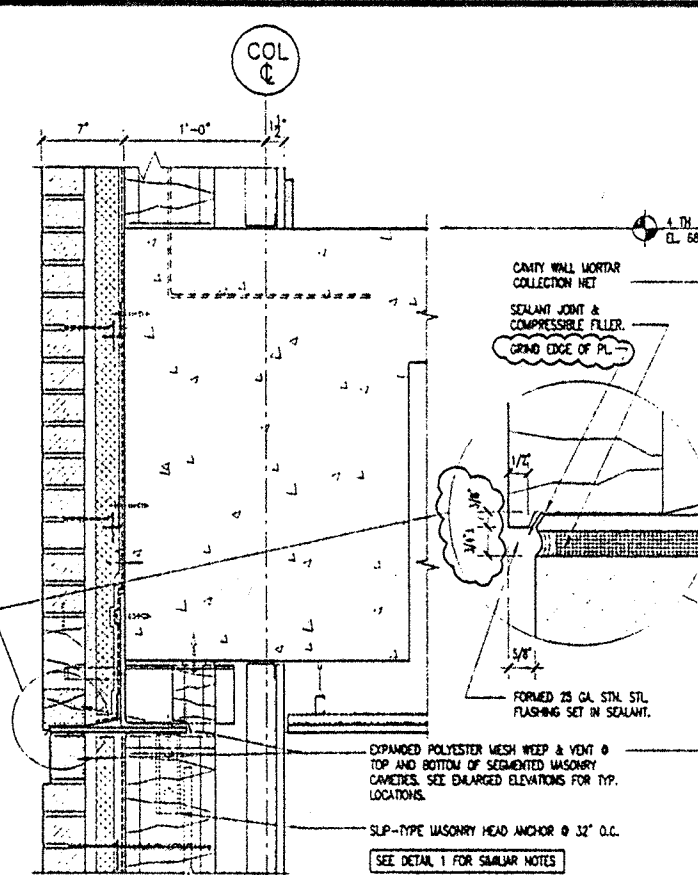
LOHAN ASSOCIATES
ARCHITECTS, PLANNERS, AND INTERIOR DESIGNERS
CHICAGO, ILLINOIS

TENG & ASSOCIATES
STRUCTURAL & MEP ENGINEERS
CHICAGO, ILLINOIS

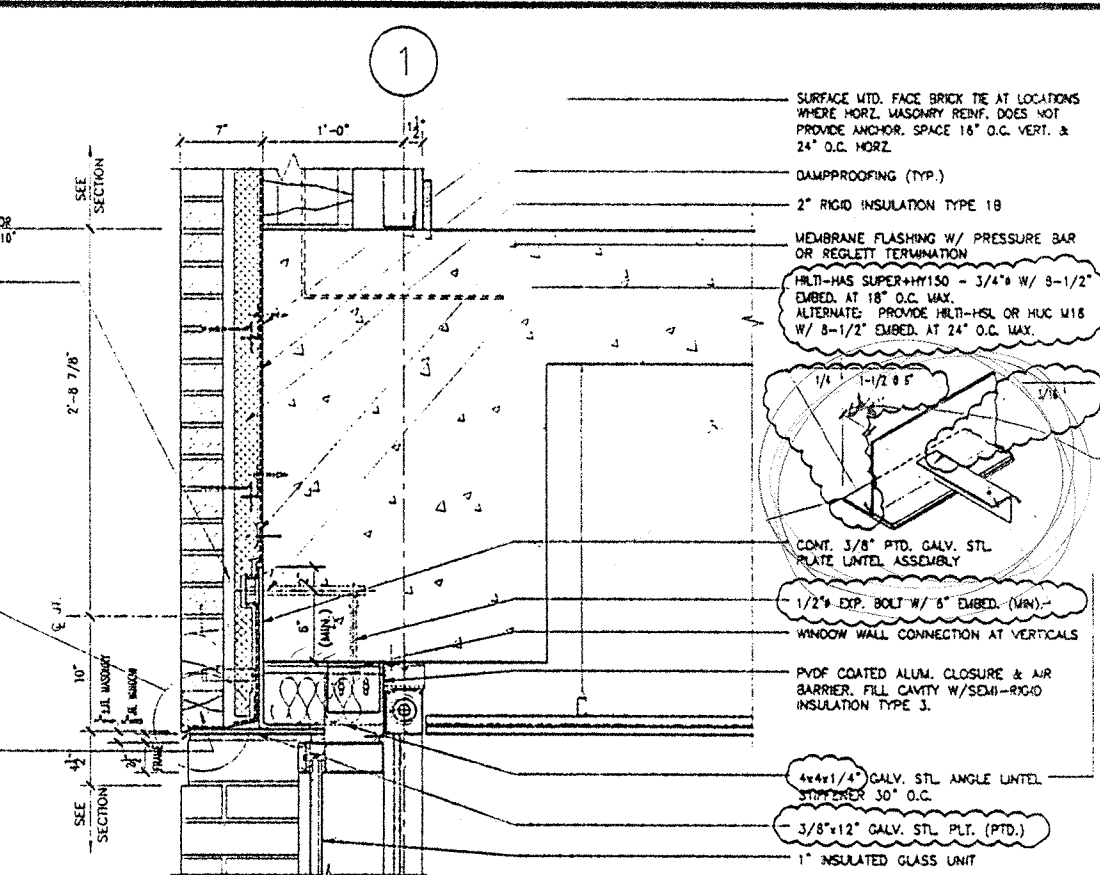
NOTES:
1. SEE GEN. NOTES ON SHT. 1/A 8-1.



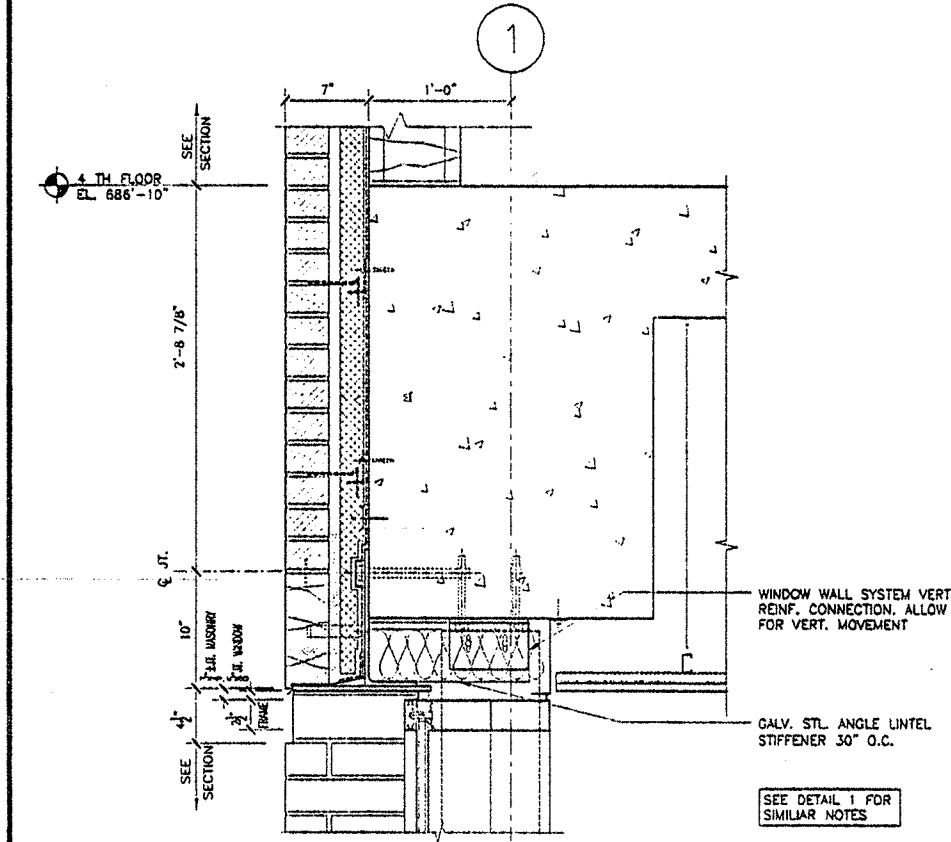
7 DETAIL PLAN - JAMB @ TYP. WINDOWS
SCALE: 1 1/2" = 1'-0"



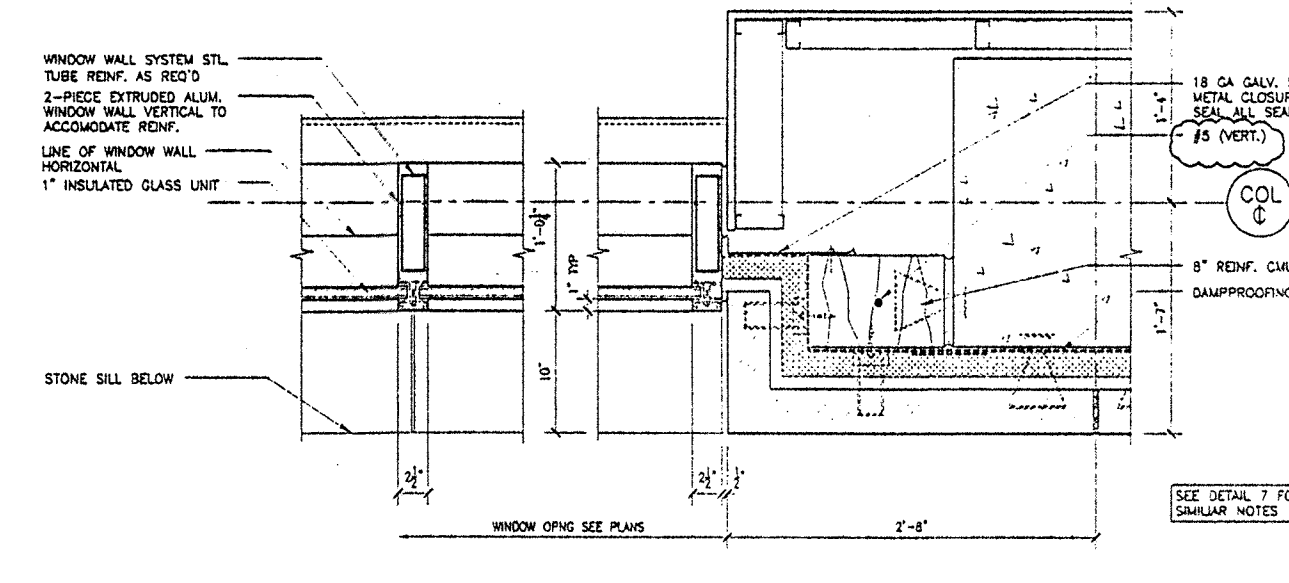
6 DETAIL SECTION - UNTEL/SHELF ANGLE @ 4TH FLOOR
SCALE: 1 1/2" = 1'-0"



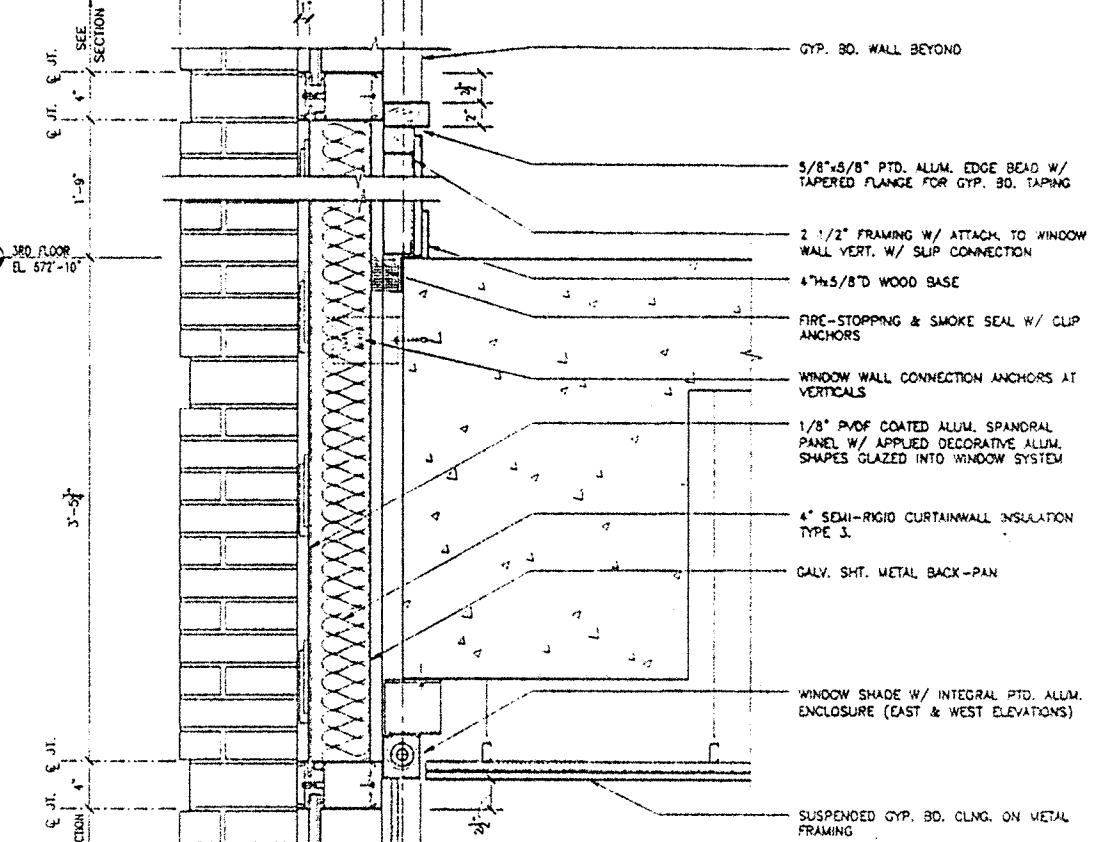
1 DETAIL SECTION - HEAD @ TYP. WINDOW
SCALE: 1 1/2" = 1'-0"



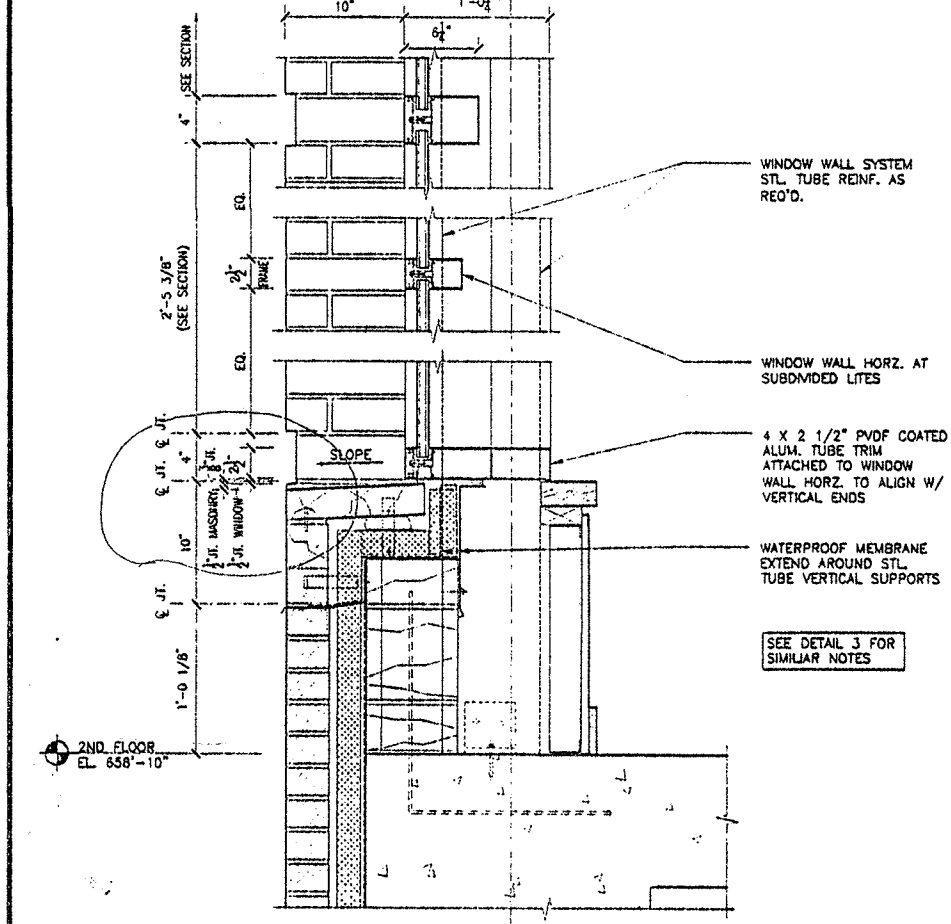
8 DETAIL SECTION - SILL @ MONUMENTAL WINDOW
SCALE: 1 1/2" = 1'-0"



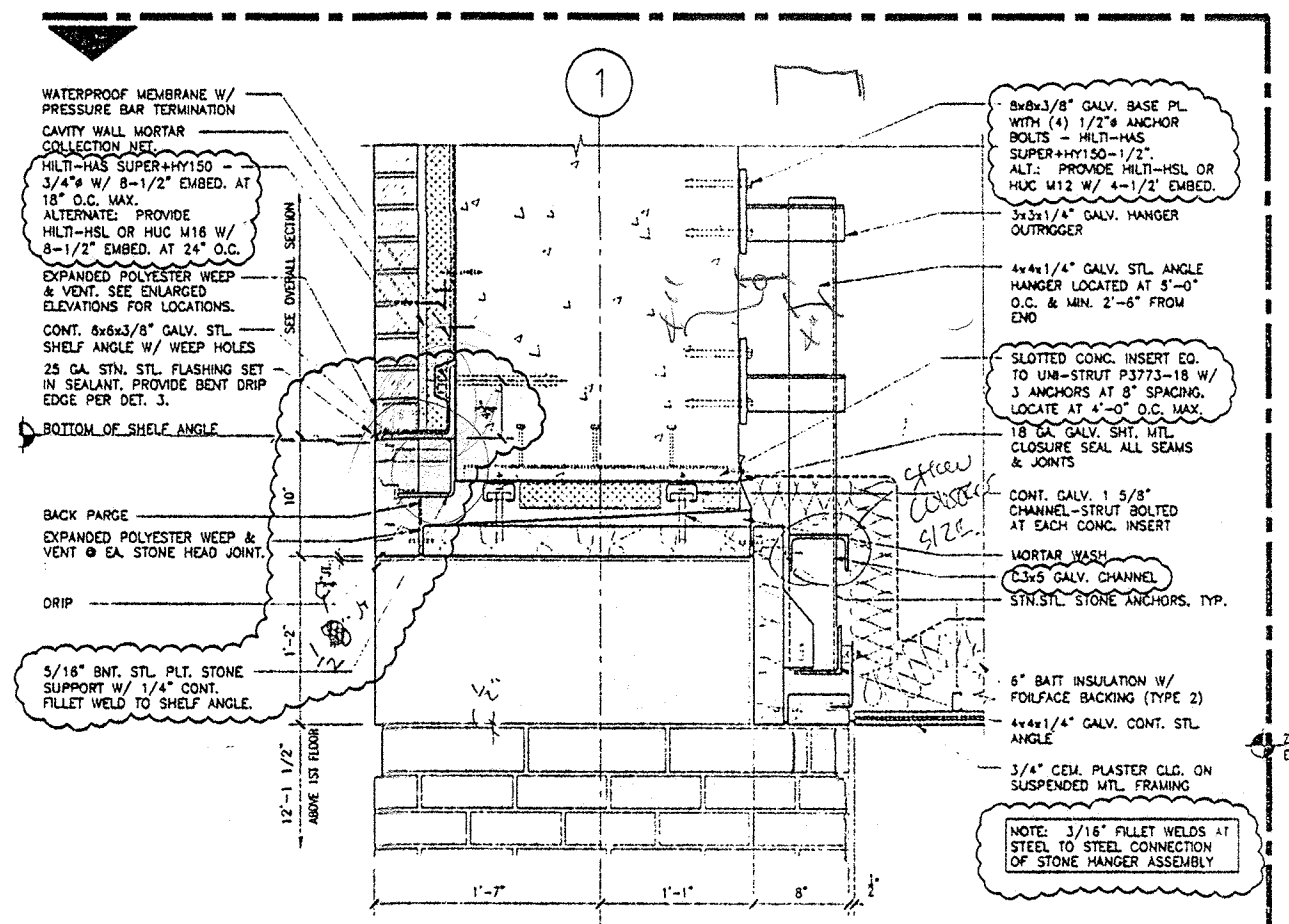
5 DETAIL PLAN - JAMB @ MONUMENTAL WINDOW
SCALE: 1 1/2" = 1'-0"



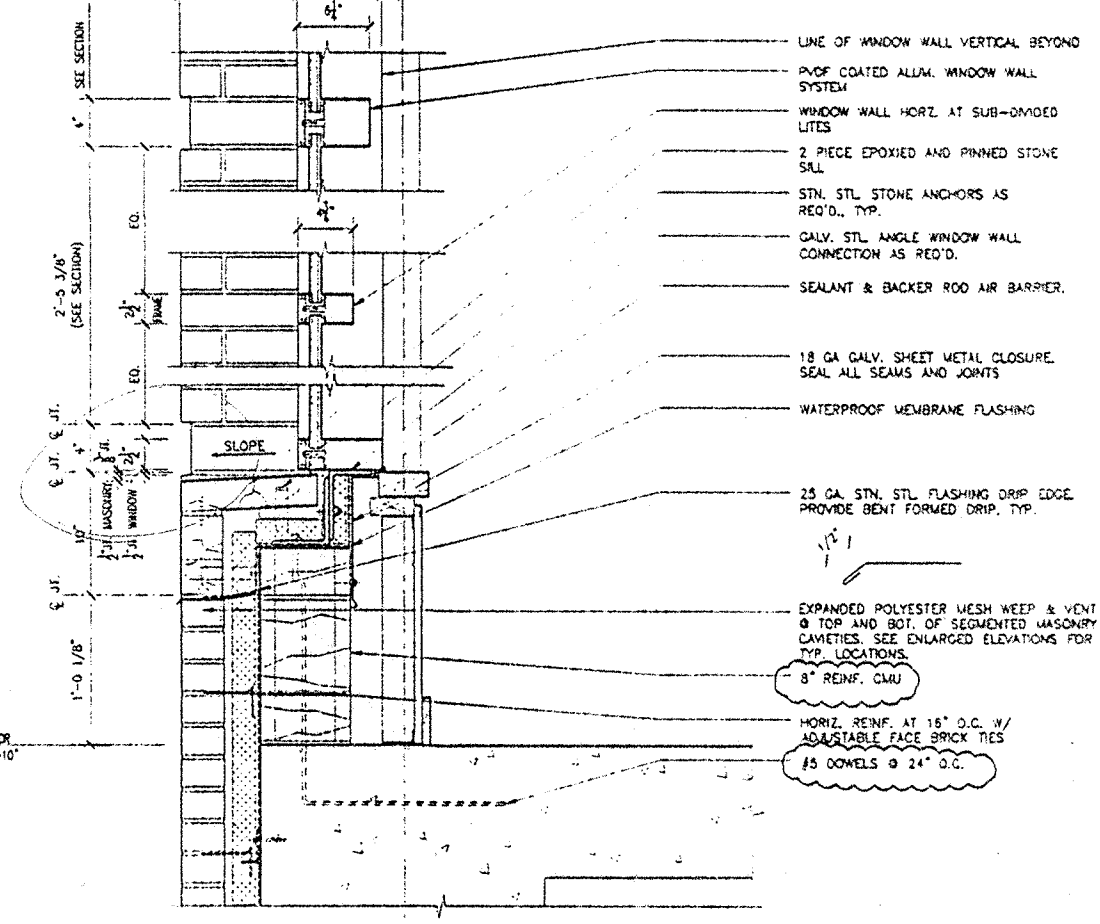
2 DETAIL SECTION - SILL & HEAD @ TYP. SPANDREL
SCALE: 1 1/2" = 1'-0"



9 DETAIL SECTION - SILL @ MONUMENTAL WINDOW
SCALE: 1 1/2" = 1'-0"



4 DETAIL SECTION - TYP. SOFFIT/FASCIA AT ARCADE
SCALE: 1 1/2" = 1'-0"



3 DETAIL SECTION - SILL @ TYP. WINDOW
SCALE: 1 1/2" = 1'-0"

NO.	DATE	DESCRIPTION
6	06/25/99	ISSUED FOR MASONRY REINF. & SUPPORT
5	03/24/99	ISSUED FOR CONSTRUCTION & FINAL PERMIT
4	01/29/99	ADDENDUM NO. 2
3	01/11/99	ISSUED FOR BID & PERMIT
2	11/24/98	50% CD REVIEW
1	09/15/98	DESIGN DEVELOPMENT

PRELIMINARY

DRAWING TITLE:
EXTERIOR DETAILS
SEAL: DRAWING NUMBER:
A8-7
DATE: 24 MAR. 1999
SCALE: AS NOTED
DRAWN:
PROJ. NO.: 9826
© 1999 LOHAN ASSOCIATES, INC.

DES PLAINES
PUBLIC LIBRARY

LIBRARY PLAZA
DES PLAINES, ILLINOIS

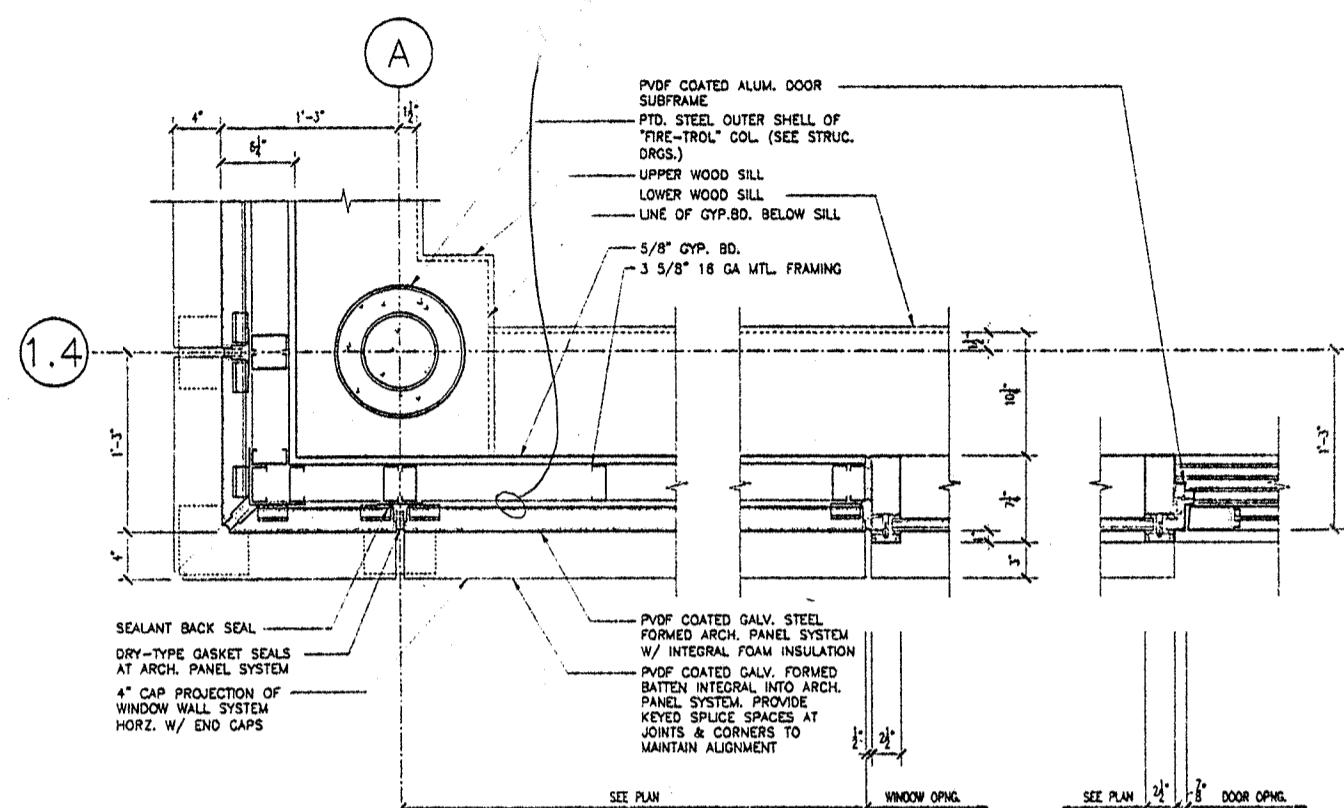
CITY OF DES PLAINES
OWNER

PLAINES TOWN CENTER, L.L.C.
DEVELOPMENT MANAGER

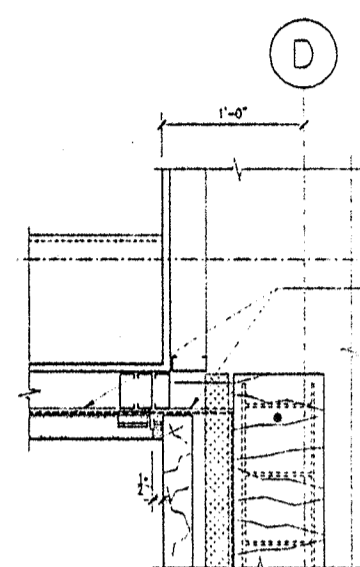
LOHAN ASSOCIATES
ARCHITECTS, PLANNERS, AND INTERIOR DESIGNERS
CHICAGO, ILLINOIS

TENG & ASSOCIATES
STRUCTURAL & MEP ENGINEERS
CHICAGO, ILLINOIS

NOTES:
1. SEE GENERAL NOTES ON SHIT. 1/A8-1



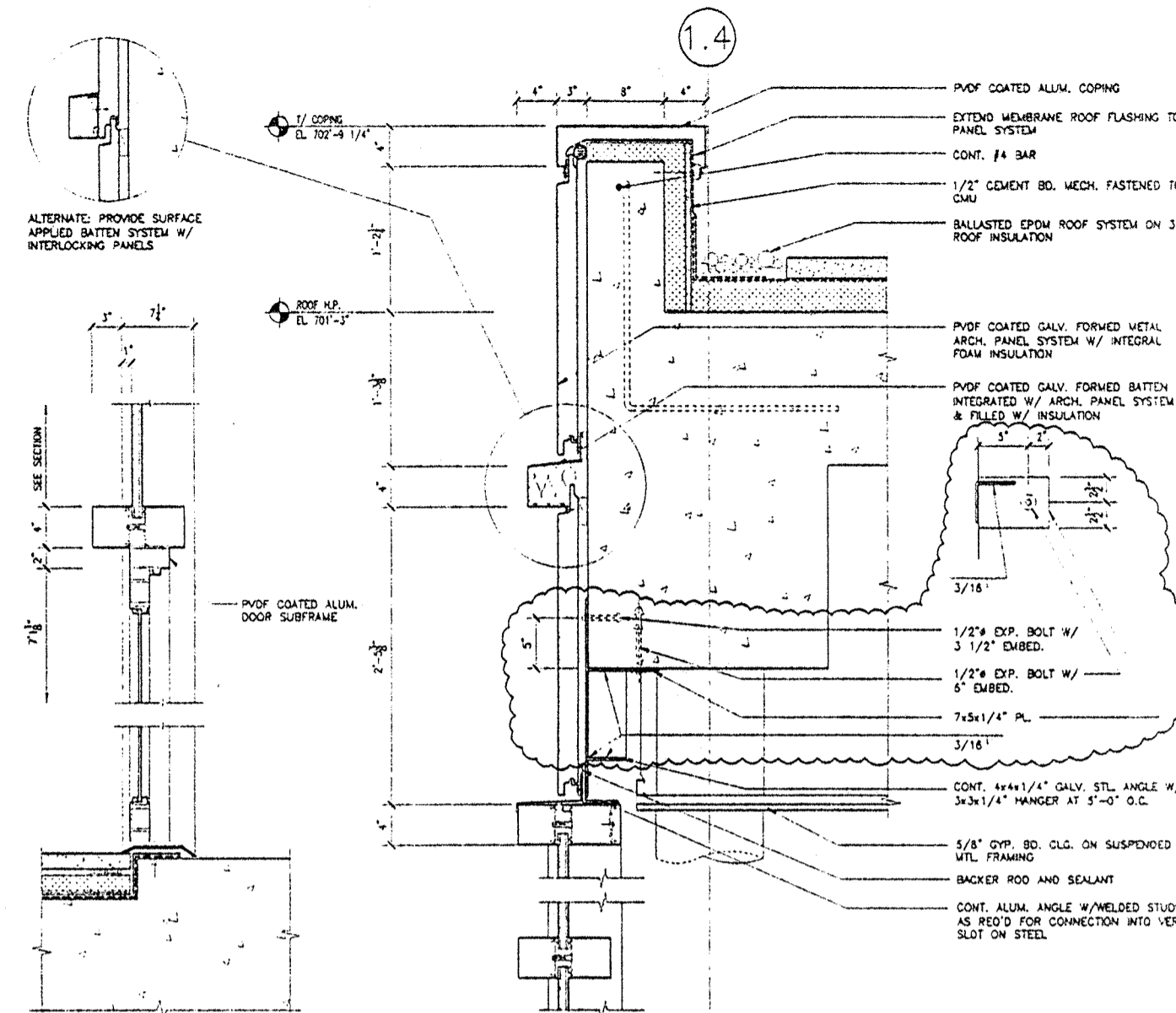
9 DETAIL PLAN
SCALE: 1 1/2" = 1'-0"



8 DETAIL PLAN
SCALE: 1 1/2" = 1'-0"

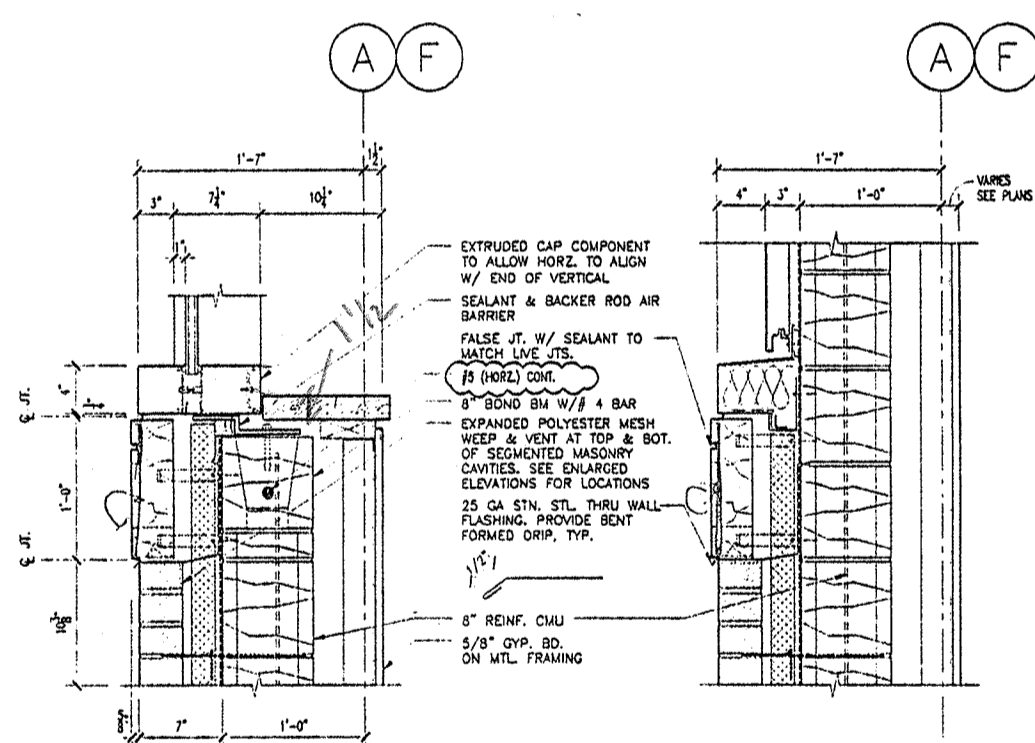
7 DETAIL PLAN
SCALE: 1 1/2" = 1'-0"

6 DETAIL PLAN
SCALE: 1 1/2" = 1'-0"



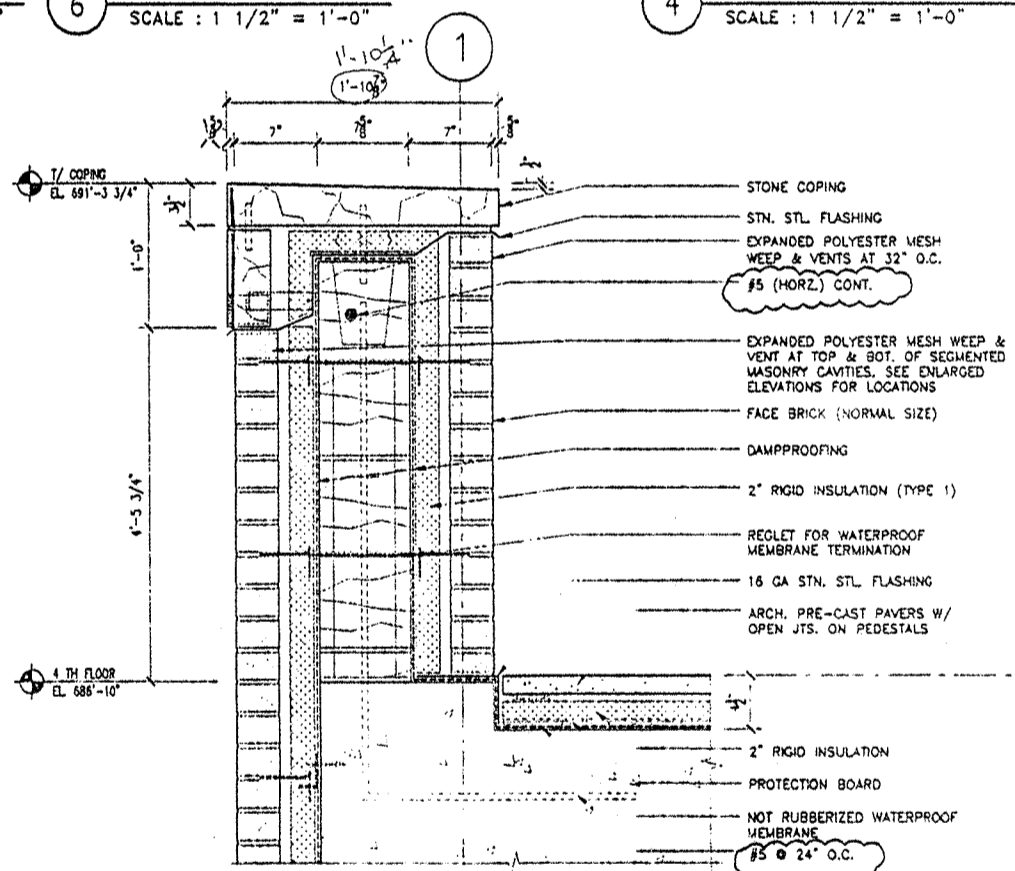
1 DETAIL SECTION - WINDOW HEAD & PANEL SYSTEM
SCALE: 1 1/2" = 1'-0"

4 DETAIL PLAN - TERRACE DOOR HEAD & SILL
SCALE: 1 1/2" = 1'-0"

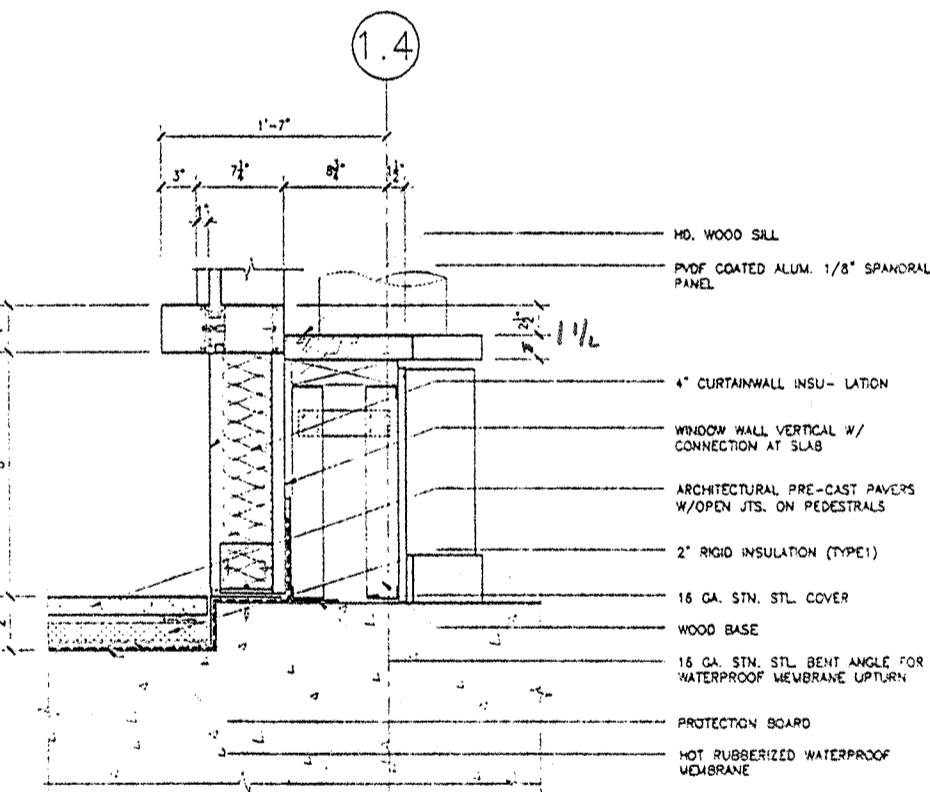


11 DETAIL SECTION
SCALE: 1 1/2" = 1'-0"

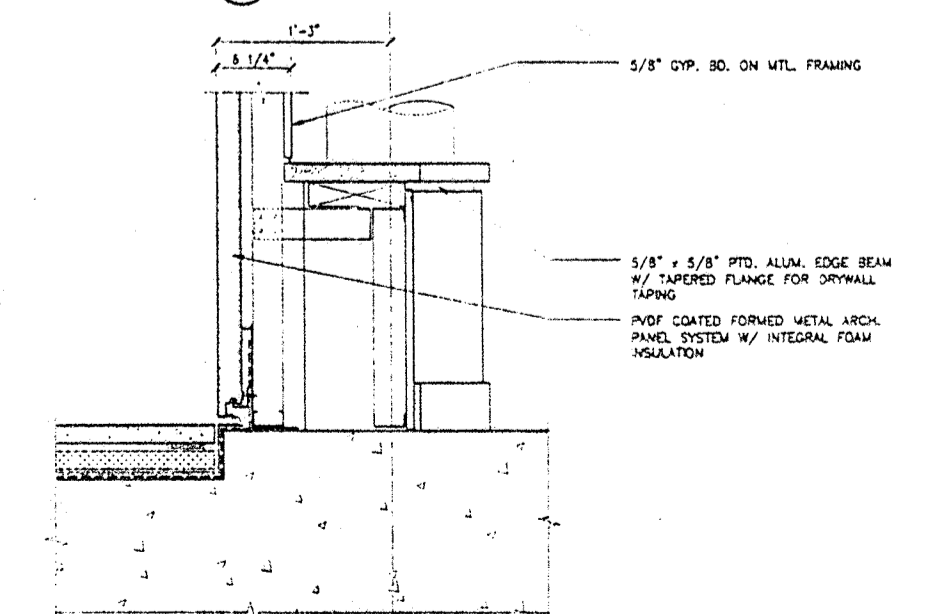
10 DETAIL SECTION
SCALE: 1 1/2" = 1'-0"



3 DETAIL SECTION - NORTH PARAPET
SCALE: 1 1/2" = 1'-0"



2 DETAIL SECTION - TERRACE 4TH FLOOR
SCALE: 1 1/2" = 1'-0"



5 DETAIL SECTION - TERRACE 4TH FLOOR
SCALE: 1 1/2" = 1'-0"

NO.	DATE	DESCRIPTION
5	06/25/99	ISSUED FOR MASONRY REV. & SUPPORT
4	03/24/99	ISSUED FOR CONSTRUCTION & FINAL PERMIT
3	01/11/99	ISSUED FOR S.D. & PERMIT
2	11/24/98	50% CD REVIEW
1	09/15/98	DESIGN DEVELOPMENT

PRELIMINARY

DRAWING TITLE:

EXTERIOR
DETAILS

SEAL: DRAWING NUMBER:
A8-8
DATE: 24 MAR. 1999
SCALE: AS NOTED
DRAWN:
PROJ. NO.: 98250
© 1999 LOHAN ASSOCIATES, INC.

DES PLAINES
PUBLIC LIBRARY

LIBRARY PLAZA
DES PLAINES, ILLINOIS

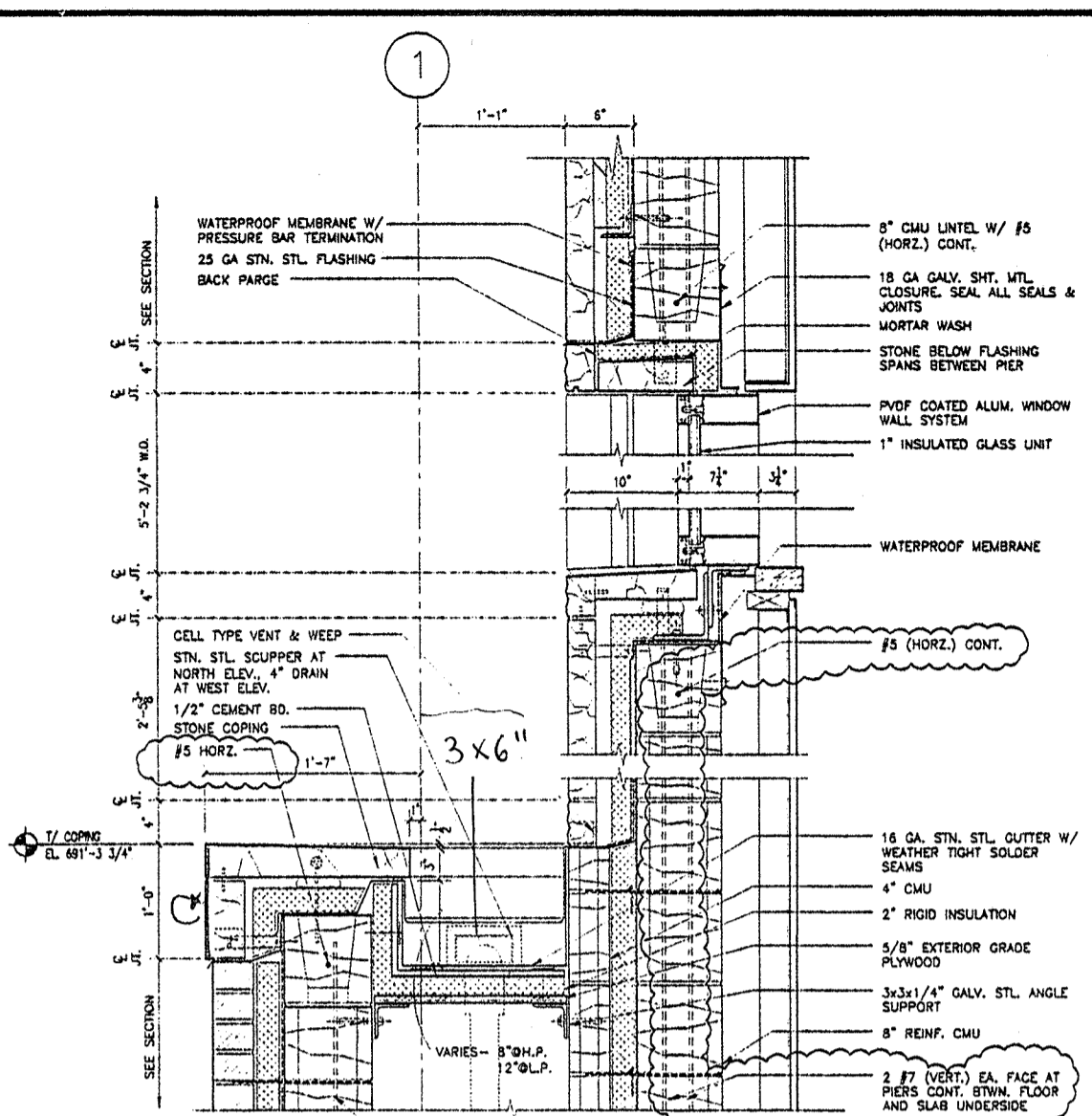
CITY OF DES PLAINES
OWNER

PLAINES TOWN CENTER, L.L.C.
DEVELOPMENT MANAGER

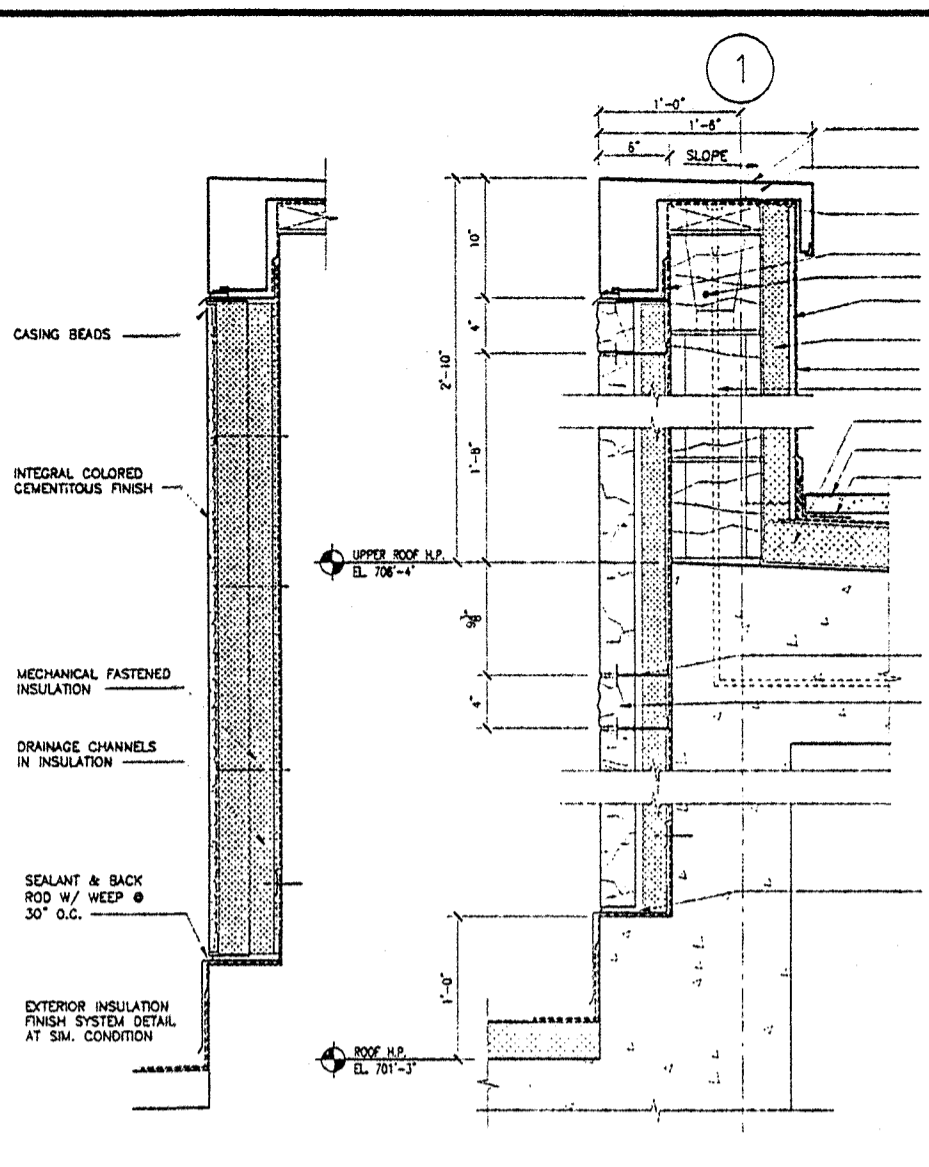
LOHAN ASSOCIATES
ARCHITECTS, PLANNERS, AND INTERIOR DESIGNERS
CHICAGO, ILLINOIS

TENG & ASSOCIATES
STRUCTURAL & MEP ENGINEERS
CHICAGO, ILLINOIS

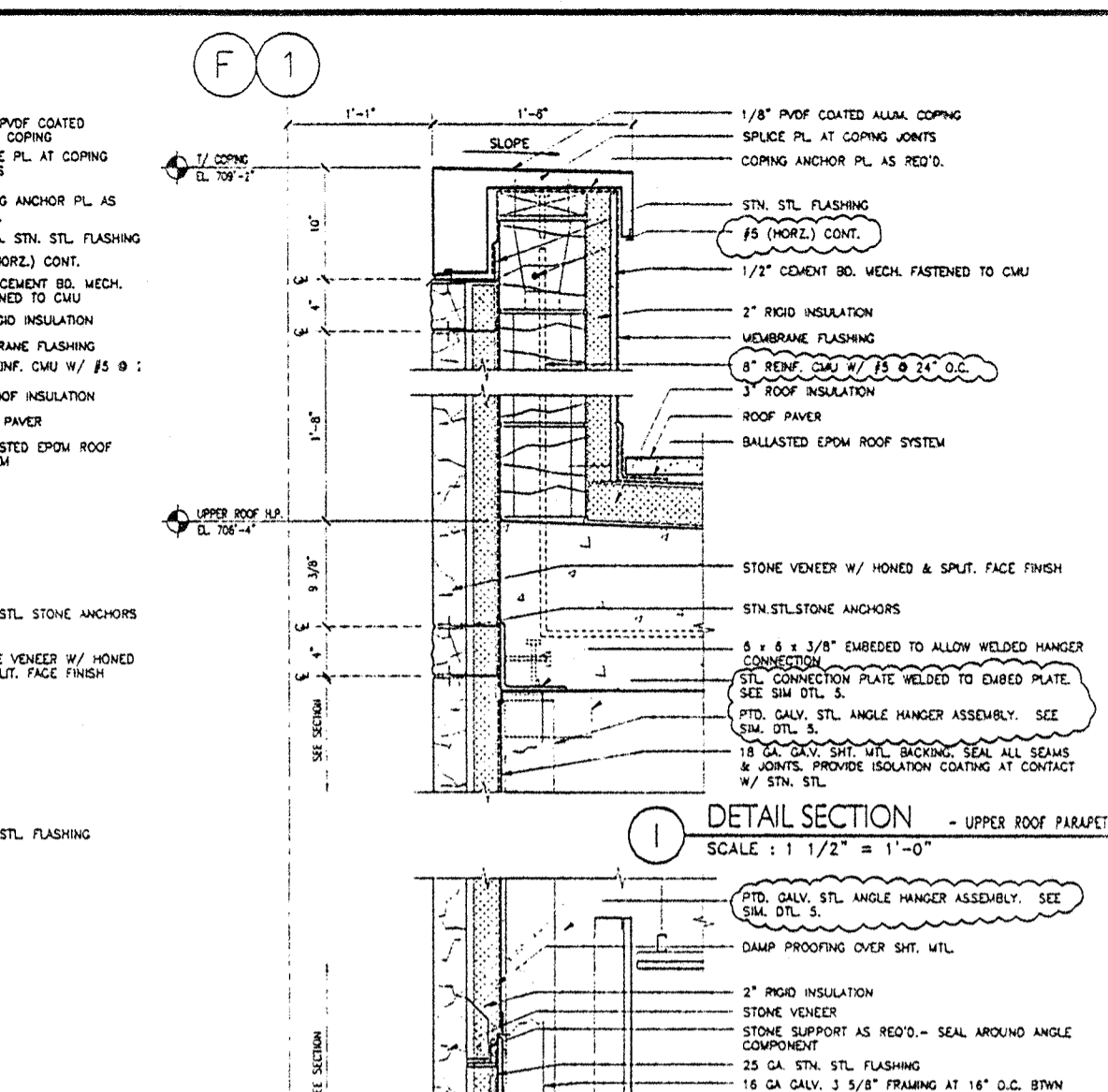
NOTES:
1. SEE GEN. NOTES ON SHT. 1/AS-1.



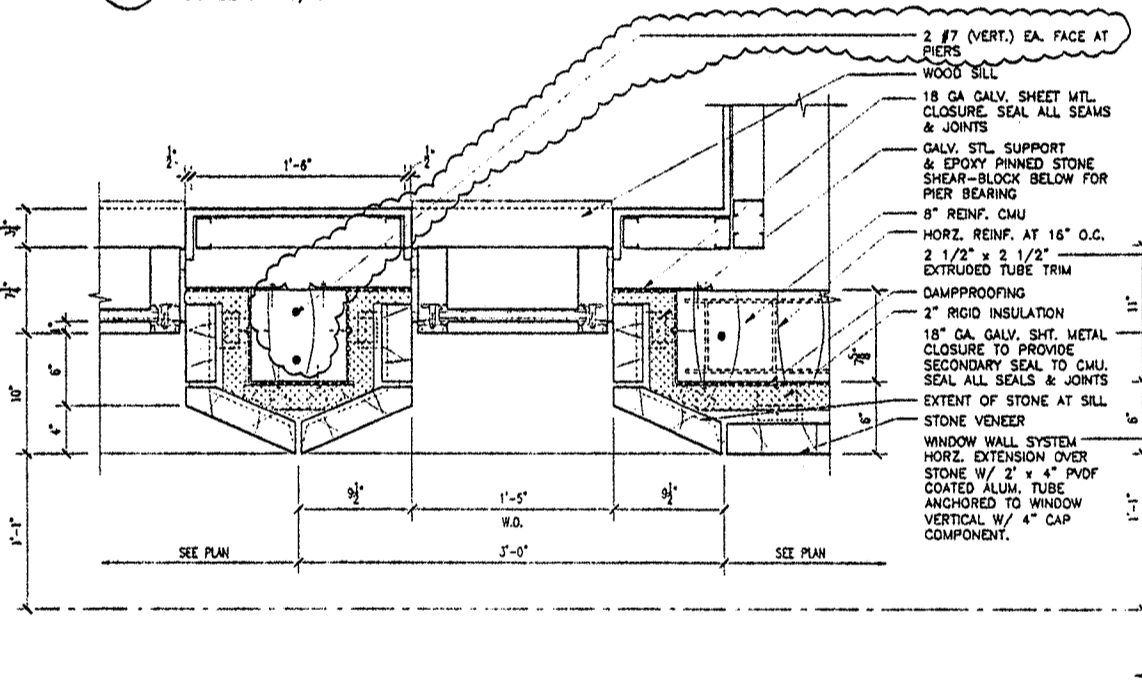
7 DETAIL SECTION - WINDOW HEAD & SILL
SCALE: 1 1/2" = 1'-0"



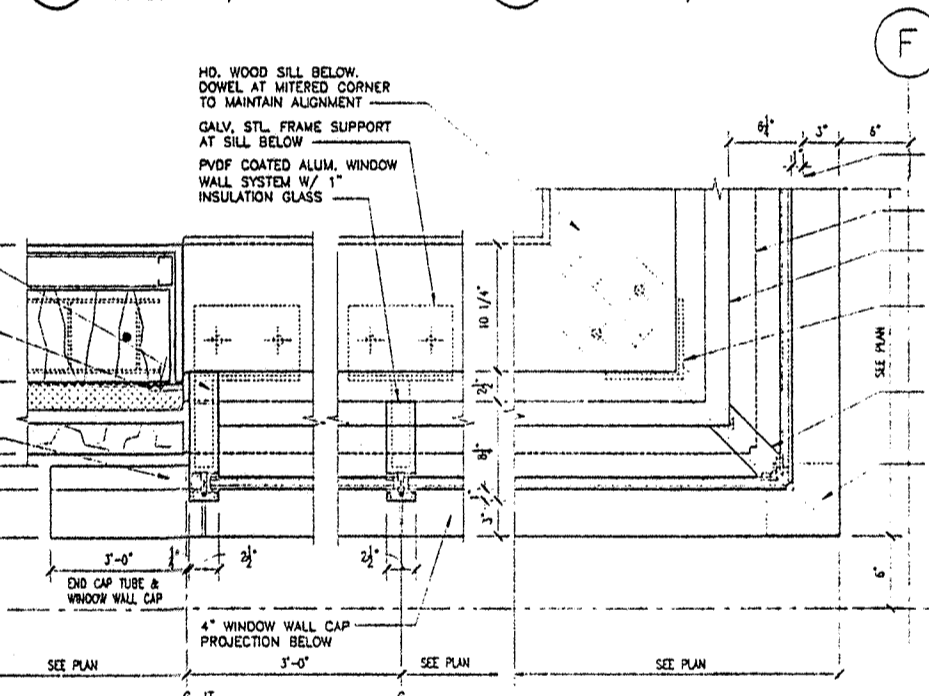
6A DETAIL SECTION - ROOF WALL
SCALE: 1 1/2" = 1'-0"



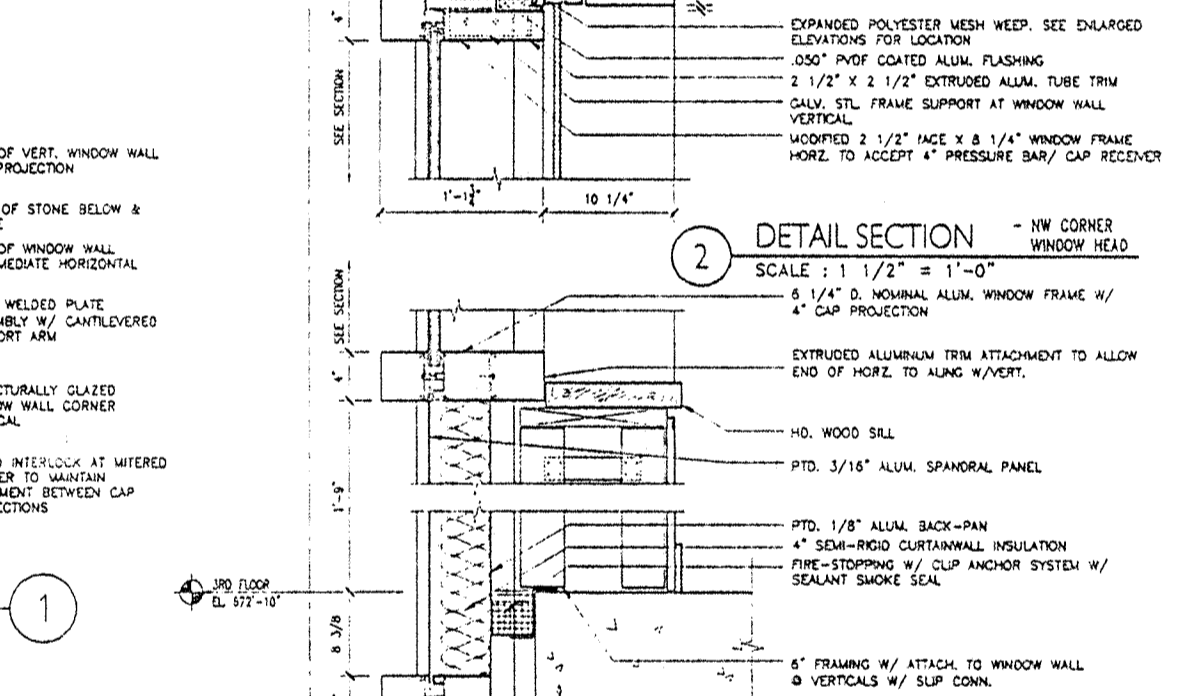
6 DETAIL SECTION - ROOF WALL
SCALE: 1 1/2" = 1'-0"



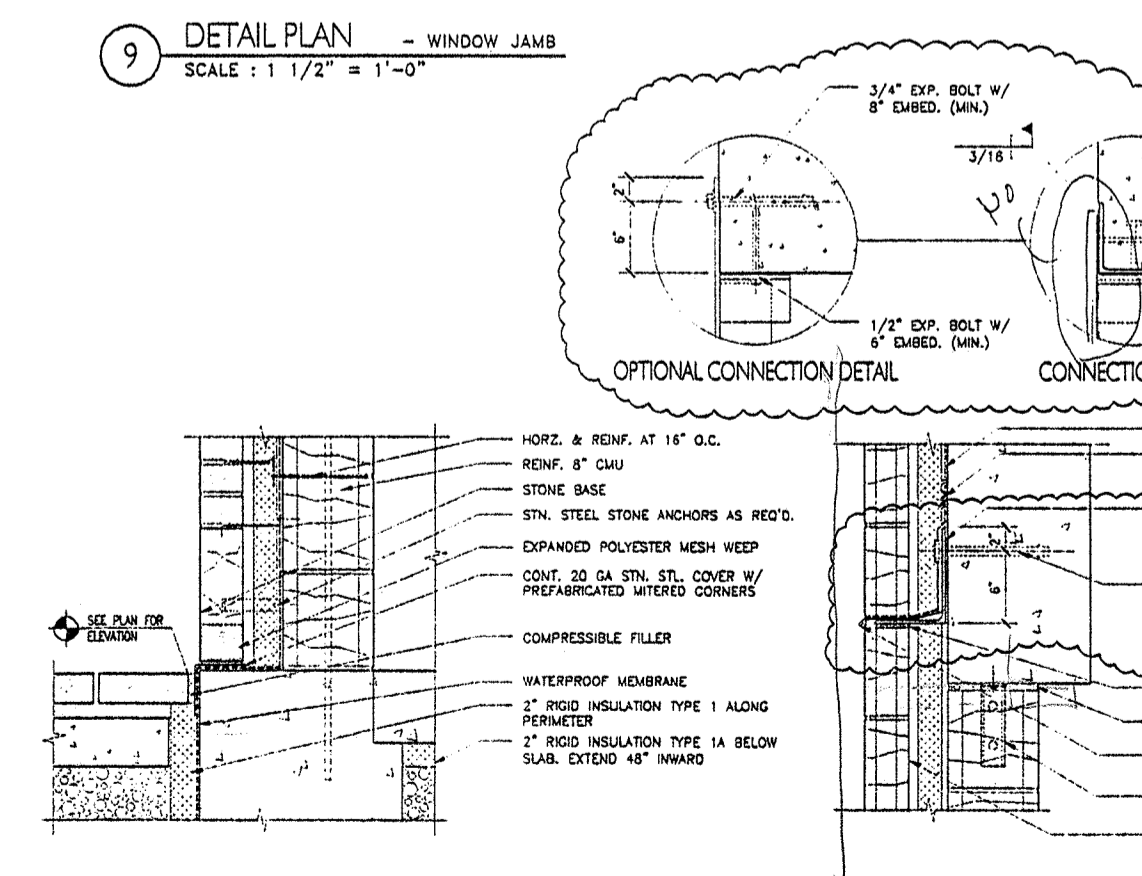
9 DETAIL PLAN - WINDOW JAMB
SCALE: 1 1/2" = 1'-0"



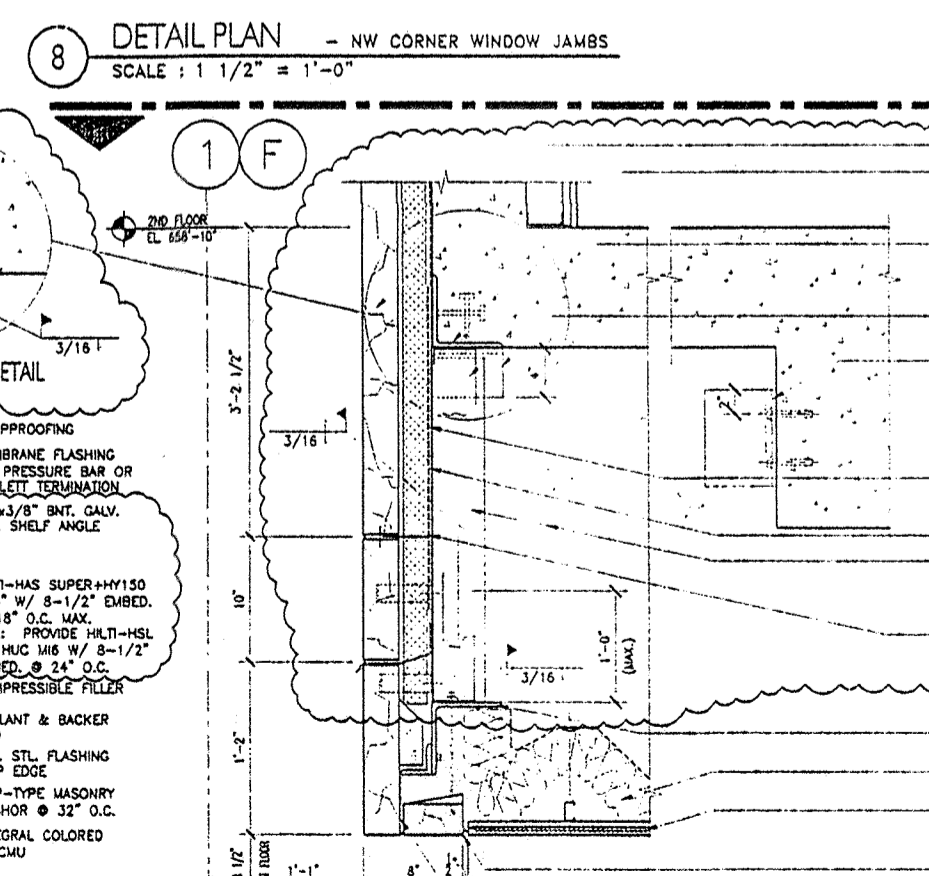
8 DETAIL PLAN - NW CORNER WINDOW JAMBS
SCALE: 1 1/2" = 1'-0"



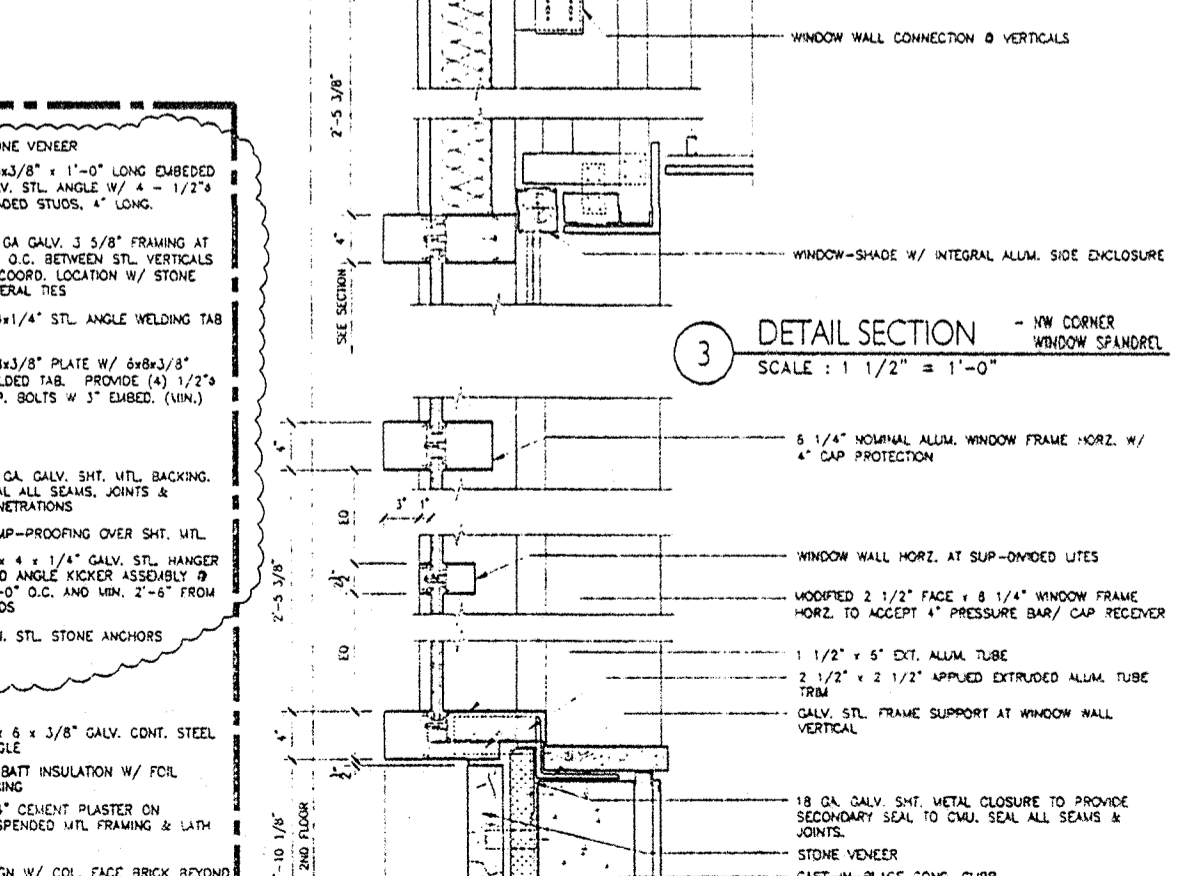
2 DETAIL SECTION - NW CORNER WINDOW HEAD
SCALE: 1 1/2" = 1'-0"



10 DETAIL SECTION - SHELF ANGLE
SCALE: 1 1/2" = 1'-0"



5 DETAIL SECTION
SCALE: 1 1/2" = 1'-0"



3 DETAIL SECTION - NW CORNER WINDOW SPANDELS
SCALE: 1 1/2" = 1'-0"



11 DETAIL SECTION
SCALE: 1 1/2" = 1'-0"



4 DETAIL SECTION - NW CORNER WINDOW SILL
SCALE: 1 1/2" = 1'-0"

NO.	DATE	DESCRIPTION
4	06/25/99	ISSUED FOR MASONRY PERM. & SUPPORT
3	03/24/99	ISSUED FOR CONSTRUCTION & FINAL PERM.
2	01/11/99	ISSUED FOR BID & PERMIT
1	11/24/98	50% CD REVIEW

PRELIMINARY

DRAWING TITLE:

EXTERIOR
DETAILS

SEAL: DRAWING NUMBER:
A8-9
DATE: 24 MAR. 1999
SCALE: AS NOTED
DRAWN:
PROJ. NO.: 9825
© 1999 LOHAN ASSOCIATES, INC.

DES PLAINES
PUBLIC LIBRARY

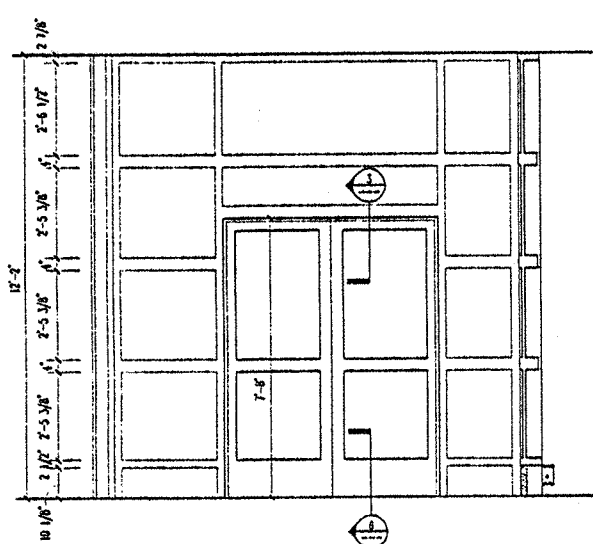
LIBRARY PLAZA
DES PLAINES, ILLINOIS

CITY OF DES PLAINES
OWNER

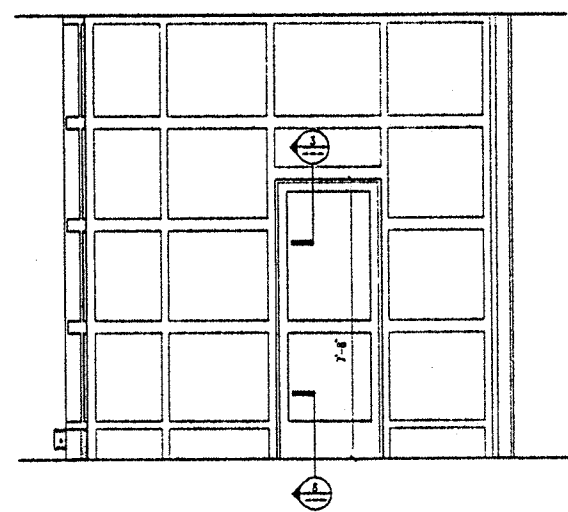
PLAINES TOWN CENTER, L.L.C.
DEVELOPMENT MANAGER

LOHAN ASSOCIATES
ARCHITECTS, PLANNERS, AND INTERIOR DESIGNERS
CHICAGO, ILLINOIS

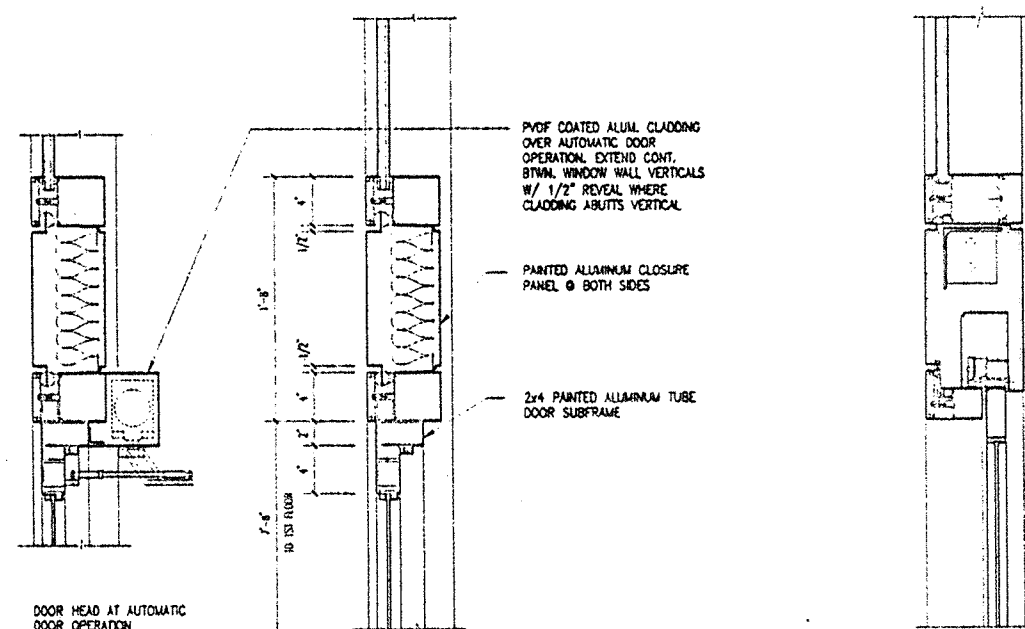
TENG & ASSOCIATES
STRUCTURAL & MEP ENGINEERS
CHICAGO, ILLINOIS



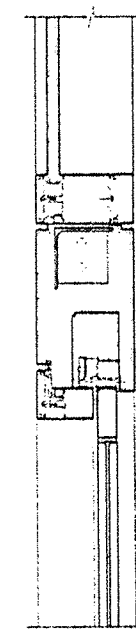
14 ELEVATION - DOOR 101a
SCALE: 3/8" = 1'-0"



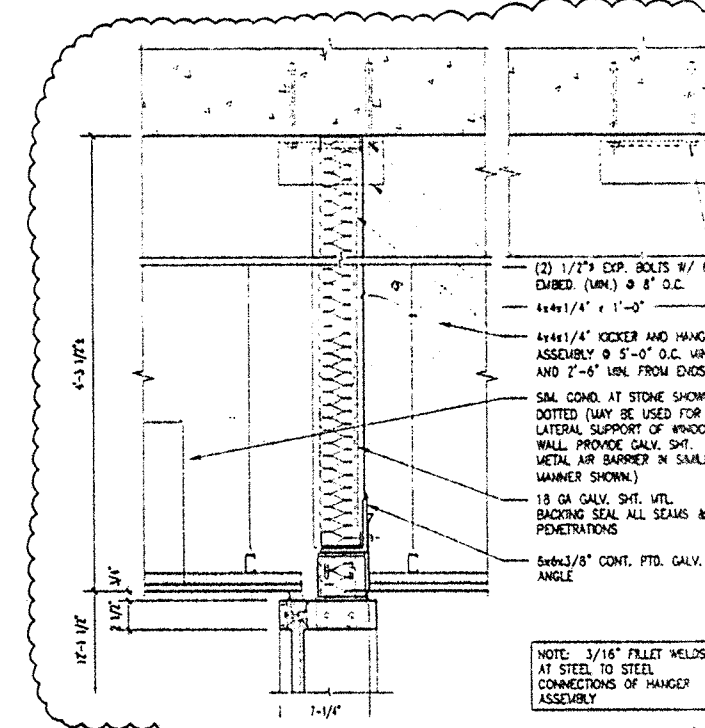
13 ELEVATION - DOOR 102a
SCALE: 3/8" = 1'-0"



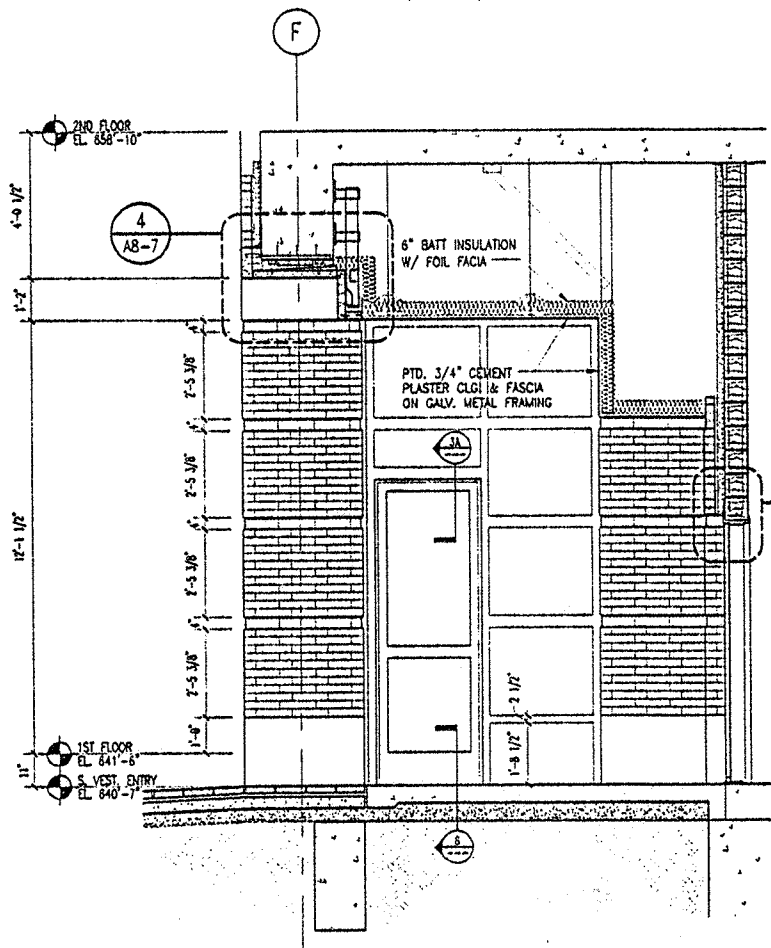
3A 3 DETAIL SECTION - DOOR HEAD
SCALE: 1 1/2" = 1'-0"



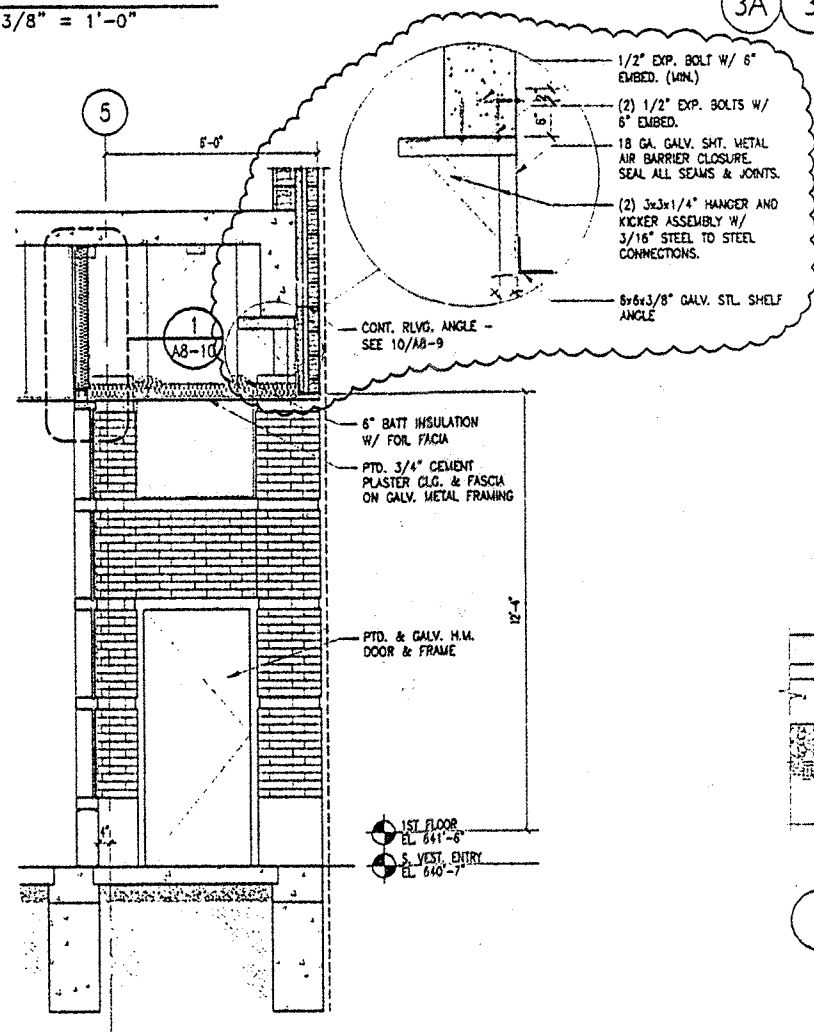
2 DETAIL SECTION - SLIDING DOOR HEAD
SCALE: 1 1/2" = 1'-0"



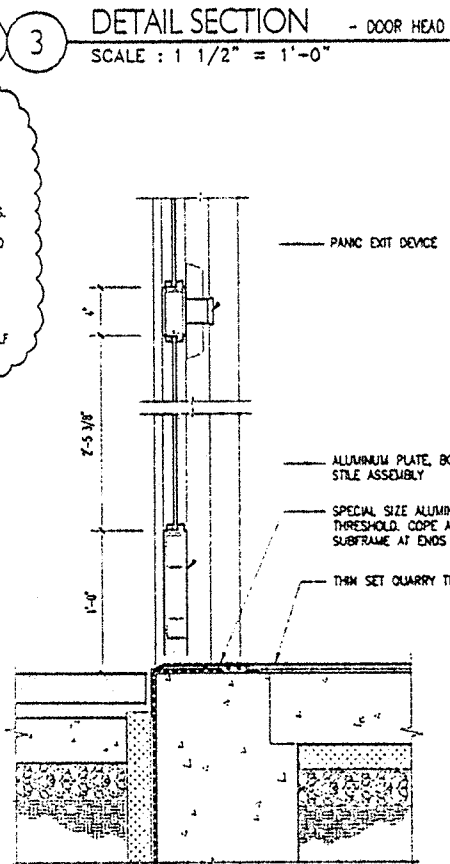
1 DETAIL SECTION - 1ST FLR WINDOW WALL HEAD
SCALE: 1 1/2" = 1'-0"



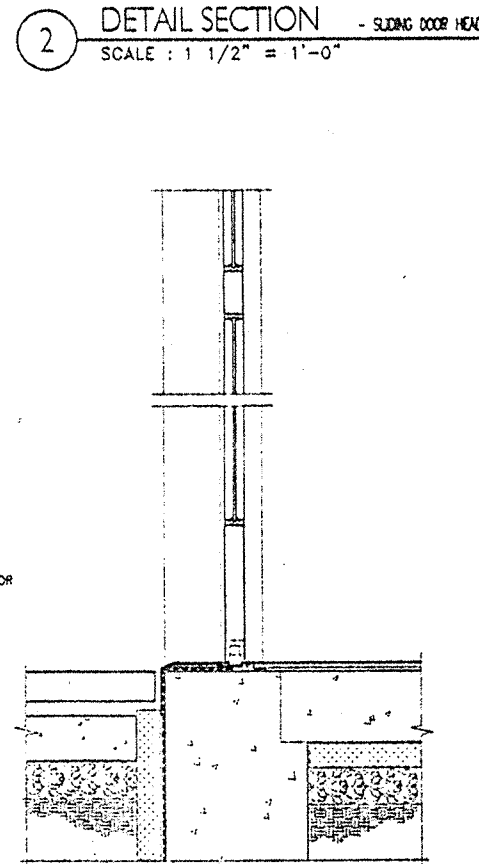
15 SECTION - SOUTH VEST. ENTRY
SCALE: 3/8" = 1'-0"



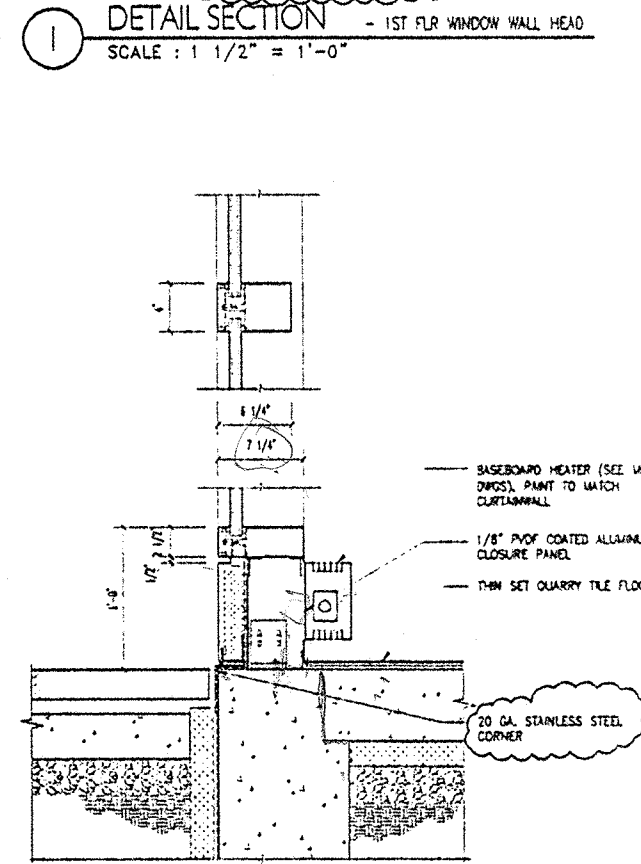
15A SECTION - SOUTH VEST. ENTRY DOOR 108a
SCALE: 3/8" = 1'-0"



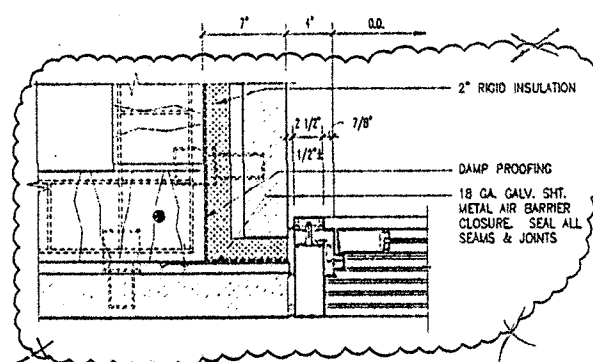
6 DETAIL SECTION - DOOR SILL
SCALE: 1 1/2" = 1'-0"



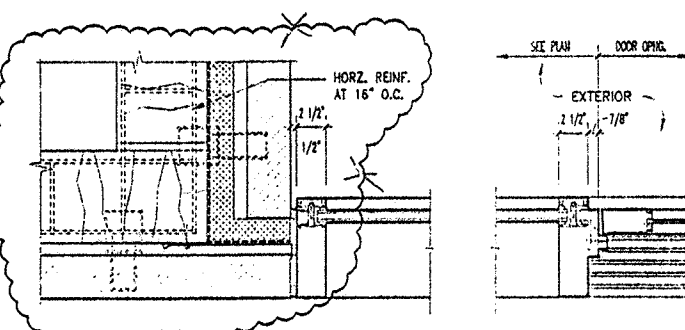
5 DETAIL SECTION - SLIDING DOOR SILL
SCALE: 1 1/2" = 1'-0"



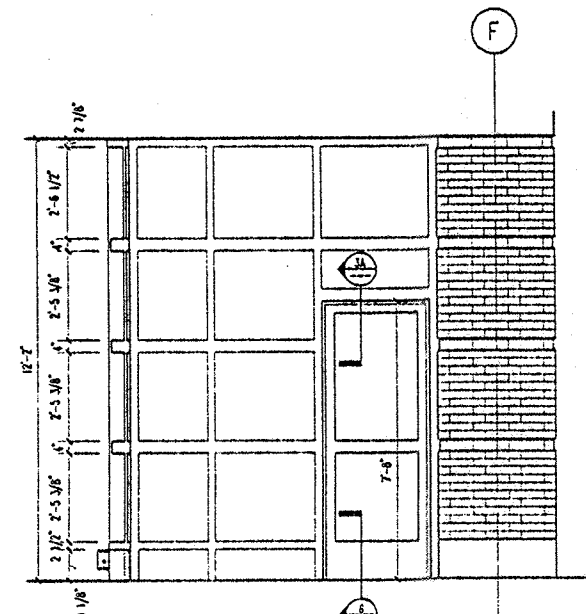
4 DETAIL SECTION - 1ST FLR WINDOW WALL SILL
SCALE: 1 1/2" = 1'-0"



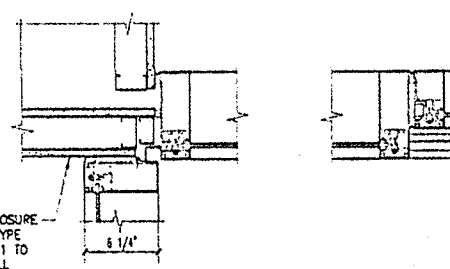
17 DETAIL PLAN - DOOR JAMB
SCALE: 1 1/2" = 1'-0"



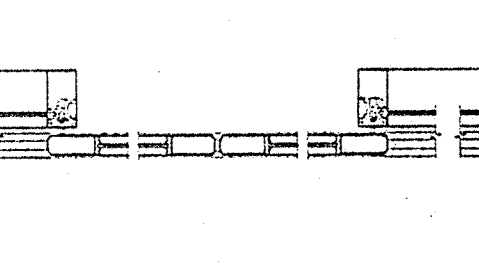
18 DETAIL PLAN - WINDOW JAMB
SCALE: 1 1/2" = 1'-0"



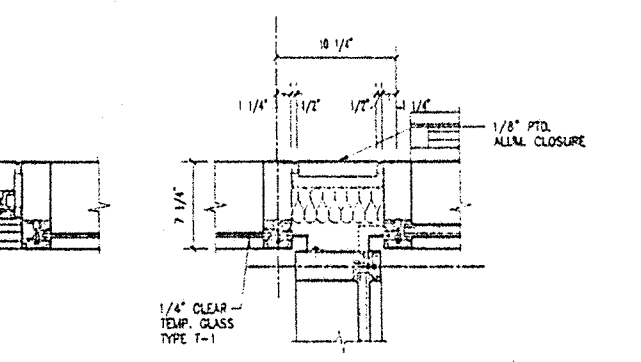
16 ELEVATION - DOOR 101b
SCALE: 3/8" = 1'-0"



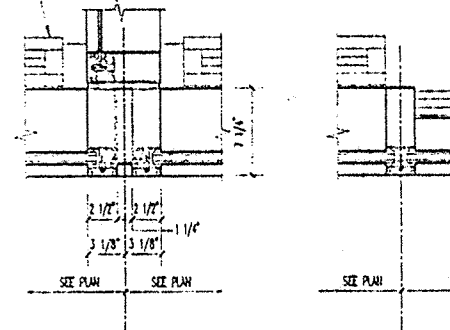
9 DETAIL PLAN - INTERSECTION
SCALE: 1 1/2" = 1'-0"



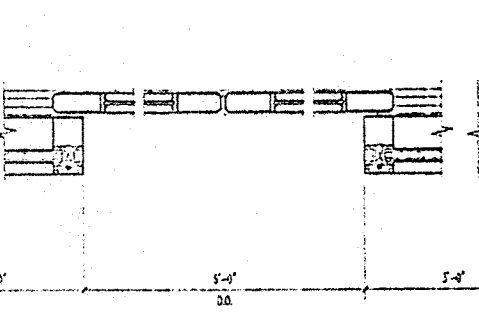
8 DETAIL PLAN - INTERSECTION SLIDING DOOR JAMB
SCALE: 1 1/2" = 1'-0"



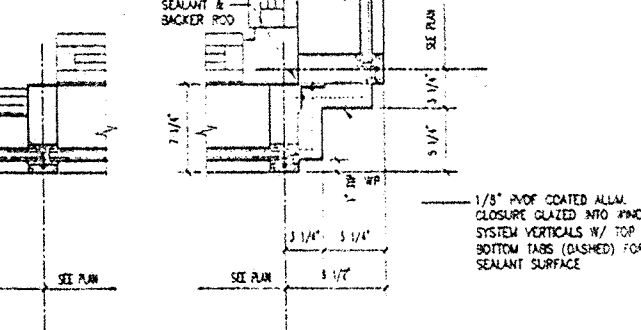
7 DETAIL PLAN - INTERSECTION
SCALE: 1 1/2" = 1'-0"



12 DETAIL PLAN - INTERSECTION
SCALE: 1 1/2" = 1'-0"



11 DETAIL PLAN - EXTERIOR SLIDING DOOR JAMB
SCALE: 1 1/2" = 1'-0"



10 DETAIL PLAN - CORNER
SCALE: 1 1/2" = 1'-0"

NOTES:
1. SEE GEN. NOTES ON SHT. 1/A8-1

NO.	DATE	DESCRIPTION
4	06/25/99	ISSUED FOR WASHORY REIN. & SUPPORT
3	03/24/99	ISSUED FOR CONSTRUCTION & FINAL PERMIT
2	01/11/99	ISSUED FOR BID & PERMIT
1	11/24/98	50% CD REVIEW

PRELIMINARY

DRAWING TITLE:

EXTERIOR
DETAILS

SEAL: DRAWING NUMBER:
A8-10

DATE: 24 MAR. 1999
SCALE: AS NOTED
DRAWN:
PROJ. NO.: 98250

© 1999 LOHAN ASSOCIATES, INC.

DES PLAINES
PUBLIC LIBRARY

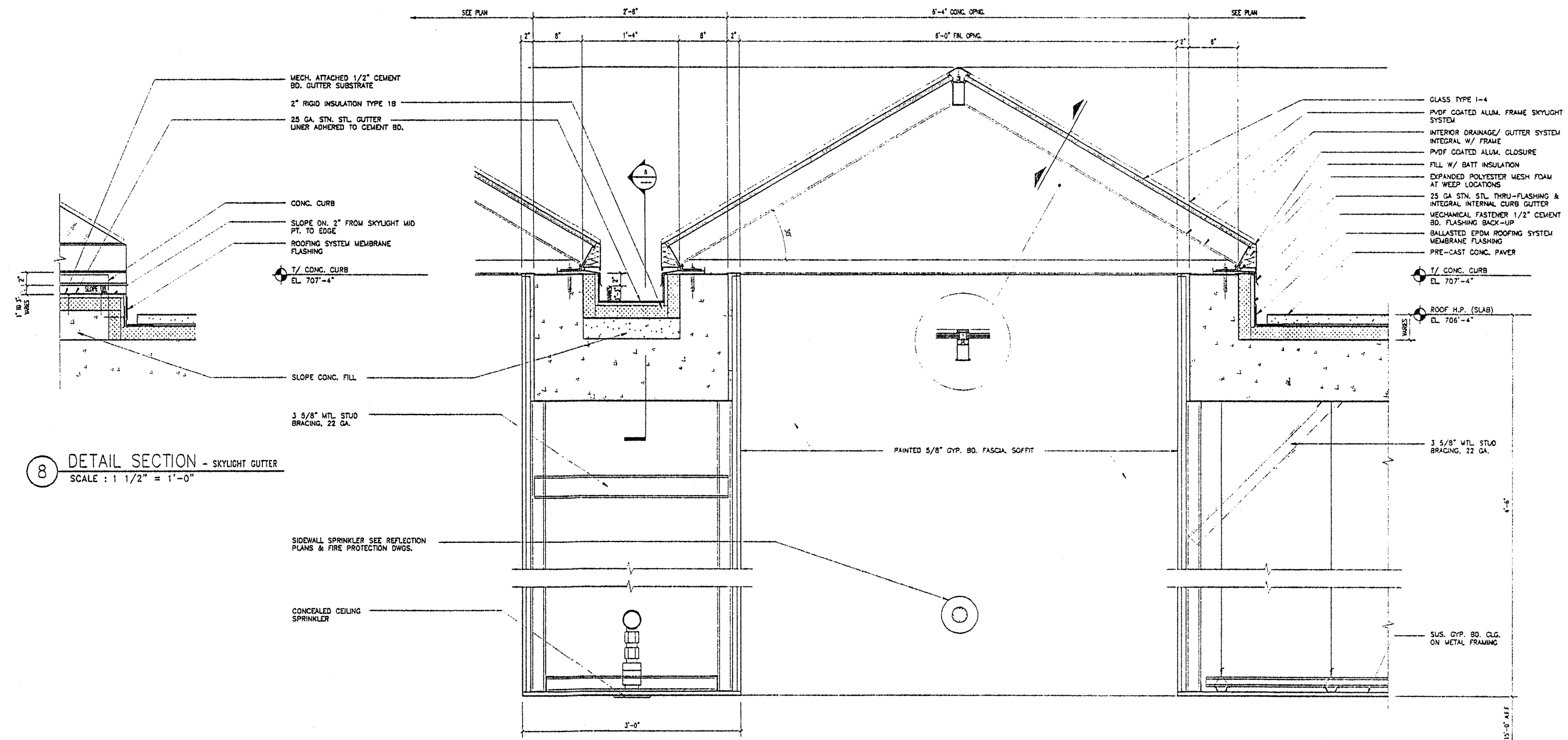
LIBRARY PLAZA
DES PLAINES, ILLINOIS

CITY OF DES PLAINES
OWNER

PLAINES TOWN CENTER, L.L.C.
DEVELOPMENT MANAGER

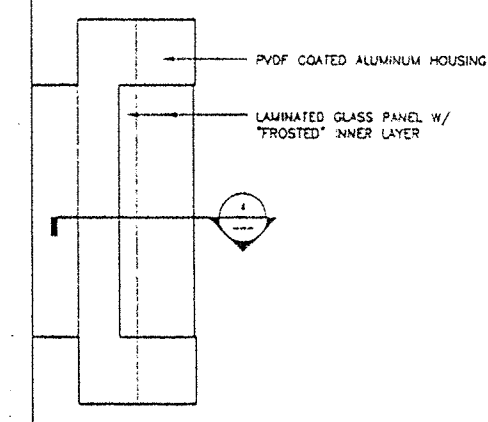
LOHAN ASSOCIATES
ARCHITECTS, PLANNERS, AND INTERIOR DESIGNERS
CHICAGO, ILLINOIS

TENG & ASSOCIATES
STRUCTURAL & MEP ENGINEERS
CHICAGO, ILLINOIS

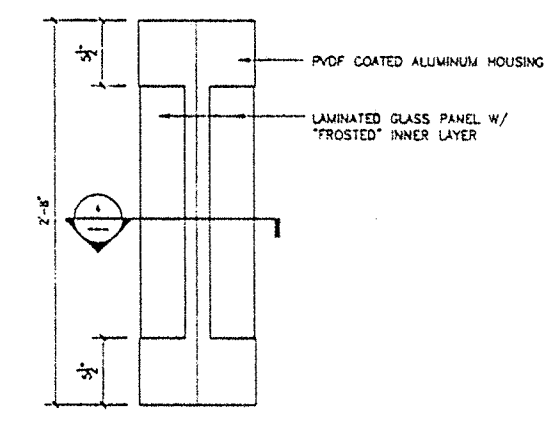


8 DETAIL SECTION - SKYLIGHT GUTTER
SCALE: 1 1/2" = 1'-0"

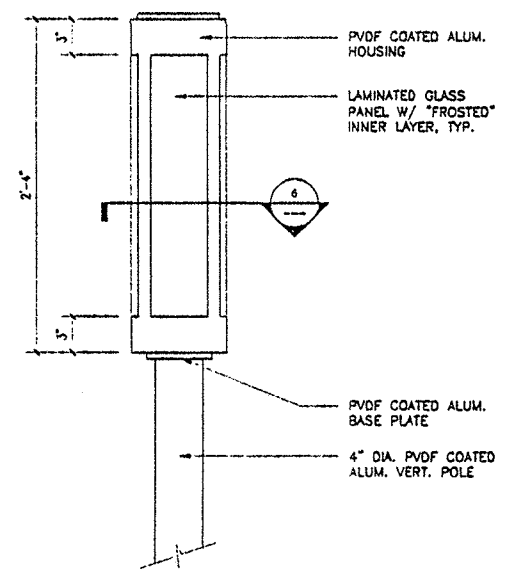
1 DETAIL SECTION - TYPICAL SKYLIGHT
SCALE: 1 1/2" = 1'-0"



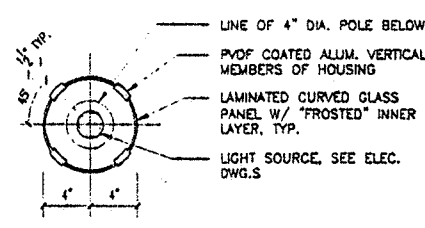
2 DETAIL ELEVATION EXTERIOR SCONCE SIDE
SCALE: 1 1/2" = 1'-0"



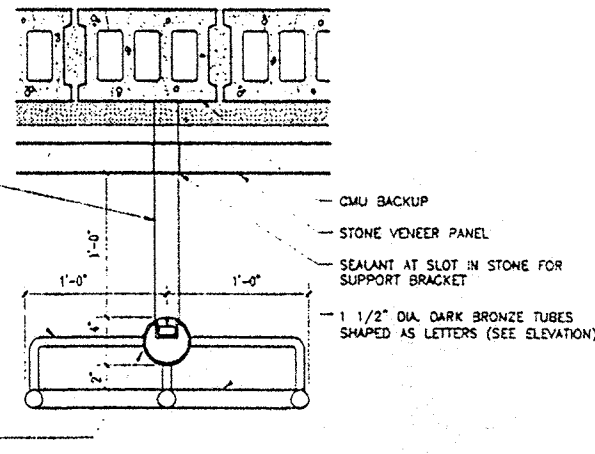
3 DETAIL ELEVATION EXTERIOR SCONCE FRONT
SCALE: 1 1/2" = 1'-0"



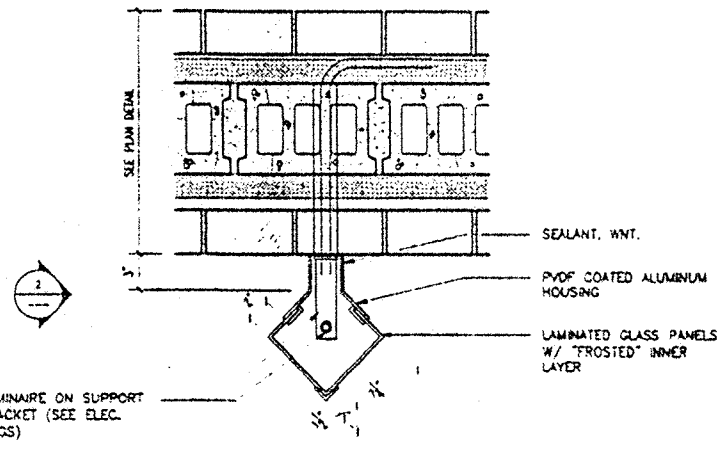
7 DETAIL ELEV. - EXTERIOR MAST LIGHT
SCALE: 1 1/2" = 1'-0"



6 DETAIL PLAN - EXTERIOR MAST LIGHT
SCALE: 1 1/2" = 1'-0"



5 DETAIL PLAN - ORNAMENTAL SIGN
SCALE: 1 1/2" = 1'-0"



4 DETAIL PLAN - EXTERIOR SCONCE
SCALE: 1 1/2" = 1'-0"

NO.	DATE	DESCRIPTION
6	06/25/99	ISSUED FOR MASONRY REPAIR & SUPPORT
5	03/24/99	ISSUED FOR CONSTRUCTION & FINAL PERMIT
4	01/29/99	ADDENDUM NO. 2
3	01/11/99	ISSUED FOR BID & PERMIT
2	11/24/98	50% CD REVIEW
1	09/15/98	DESIGN DEVELOPMENT

PRELIMINARY

DRAWING TITLE:

MISCELLANEOUS
EXTERIOR DETAILS

SEAL: DRAWING NUMBER:
A8-11
DATE: 24 MAR. 1999
SCALE: AS NOTED
DRAWN: PKK
PROJ. NO.: 98250
© 1999 LOHAN ASSOCIATES, INC.

DES PLAINES PUBLIC LIBRARY

LIBRARY PLAZA
DES PLAINES, ILLINOIS

CITY OF DES PLAINES
OWNER

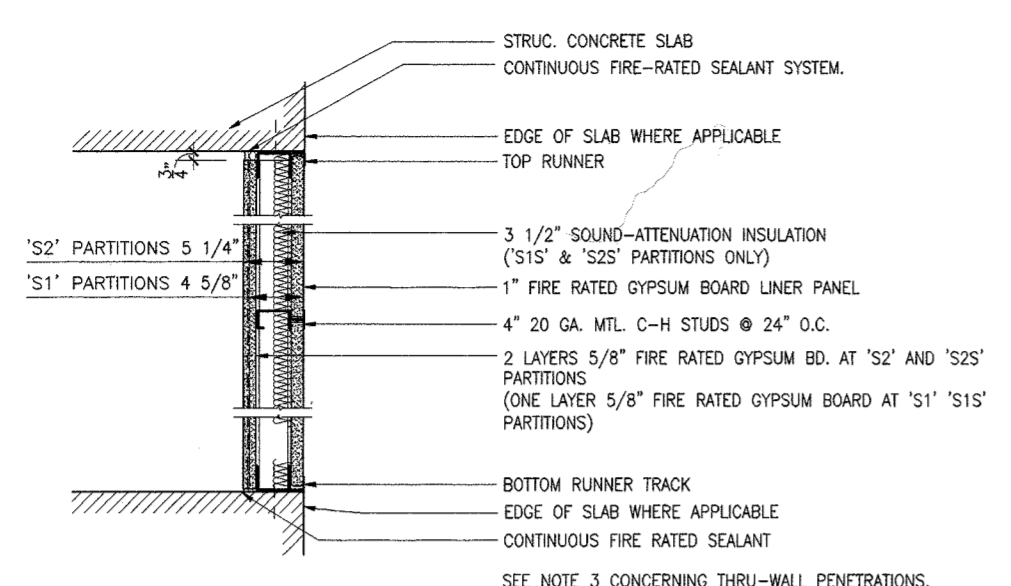
PLAINES TOWN CENTER, L.L.C.
DEVELOPMENT MANAGER

LOHAN ASSOCIATES
ARCHITECTS, PLANNERS, AND INTERIOR DESIGNERS
CHICAGO, ILLINOIS

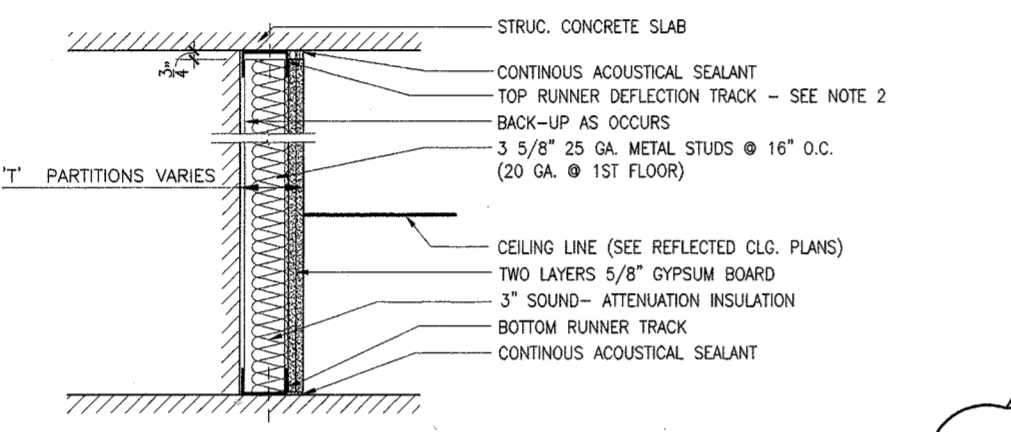
TENG & ASSOCIATES
STRUCTURAL & MEP ENGINEERS
CHICAGO, ILLINOIS

GENERAL NOTES:

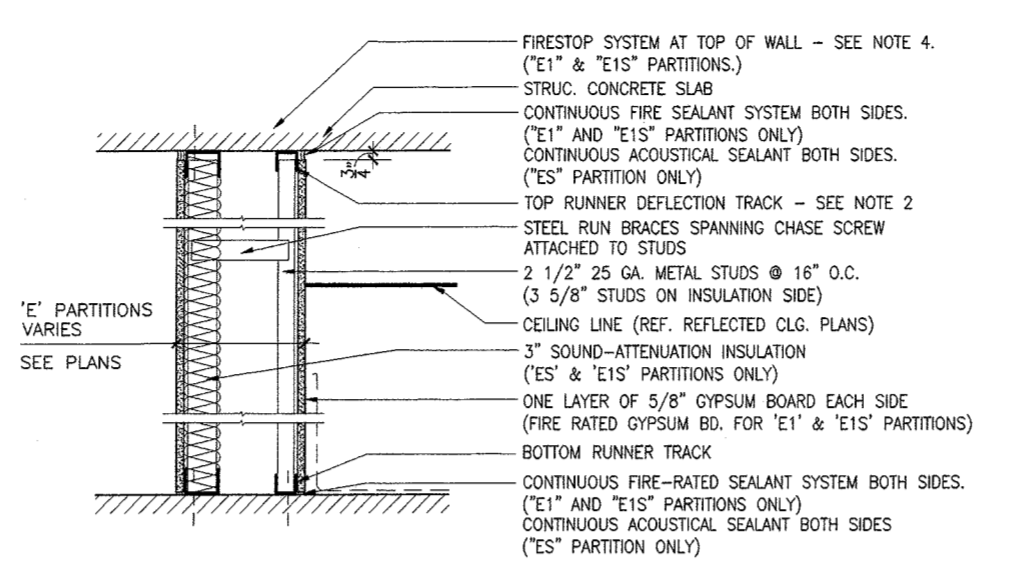
- RATED ASSEMBLIES BASED ON USE OF USC PRODUCTS
- TOP RUNNER DEFLECTION TRACK TO BE 2" DEEP. STEEL VERTICAL STUDS SHALL BE CUT 3/4" LESS IN LENGTH THAN WALL HT. WITH STUDS NESTED IN RUNNER WITHOUT ATTACHMENT TO ALLOW FOR STRUCTURAL DEFLECTION.
- AT ALL THROUGH-WALL PENETRATIONS OF FIRE-RATED PARTITIONS, PROVIDE COMPLETE U.L. LISTED FIRESTOPPING SYSTEM AS REQUIRED & DESCRIBED IN SPECIFICATION SECTION 07840 BASED ON TYPE OF PENETRATING ITEM & CONSTRUCTION CONDITION. PER SPECIFICATION, SUBMIT U.L. FIRESTOP DESIGNATION FOR PROPOSED SYSTEM FOR EACH TYPE OF PENETRATION & CONSTRUCTION CONDITION. PROVIDE ALL COMPONENTS & DETAILING COMPLYING WITH SPECIFIC U.L. REQUIREMENTS WHICH CAN VARY BETWEEN DIFFERENT MANUFACTURERS OF THE VARIOUS SYSTEMS SPECIFIED.
- TOP OF WALL FIRESTOPPING SYSTEM BASED ON "HILT-CONSTRUCTION CHEMICALS" U.L. DESIGNATION HW-D-0010. MODIFY DETAIL AS REQUIRED PROVIDING ALL NECESSARY COMPONENTS & DETAILING TO ACCOMMODATE SYSTEM BY OTHER SPECIFIED MANUFACTURERS AS TESTED BY U.L. & PER APPROPRIATE TEST DESIGNATION.



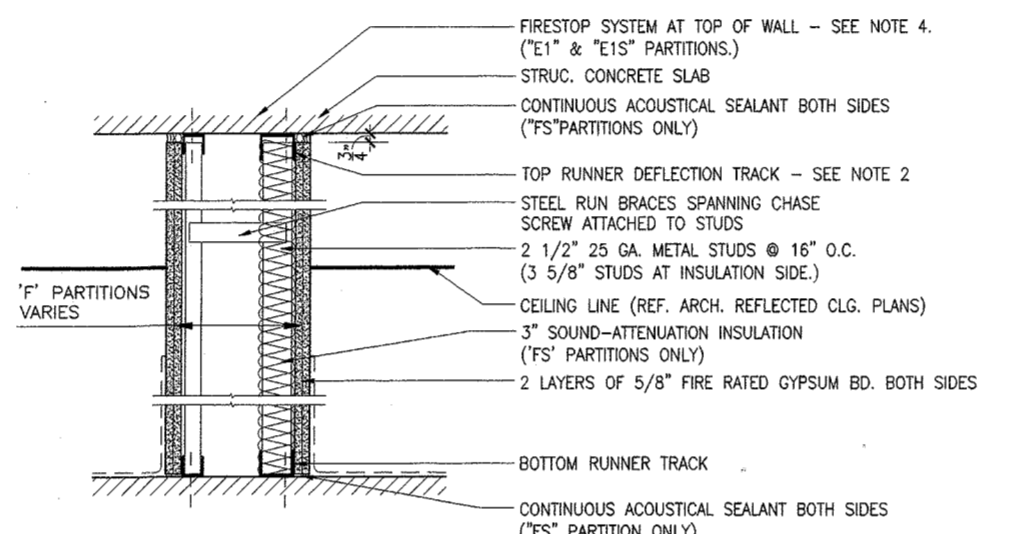
- 'S1' AS NOTED ABOVE, 1 HOUR RATED (UL U469) - STC RATING = 37 (EST.)
'S1S' 1 HOUR RATED (UL U469) - W/ SOUND ATTENUATION, STC RATING = 45 (EST.)
'S2' AS NOTED ABOVE, 2 HOUR RATED (UL U438) - STC RATING = 39
'S2S' 2 HOUR RATED (UL U438) - W/ SOUND ATTENUATION, STC RATING = 47



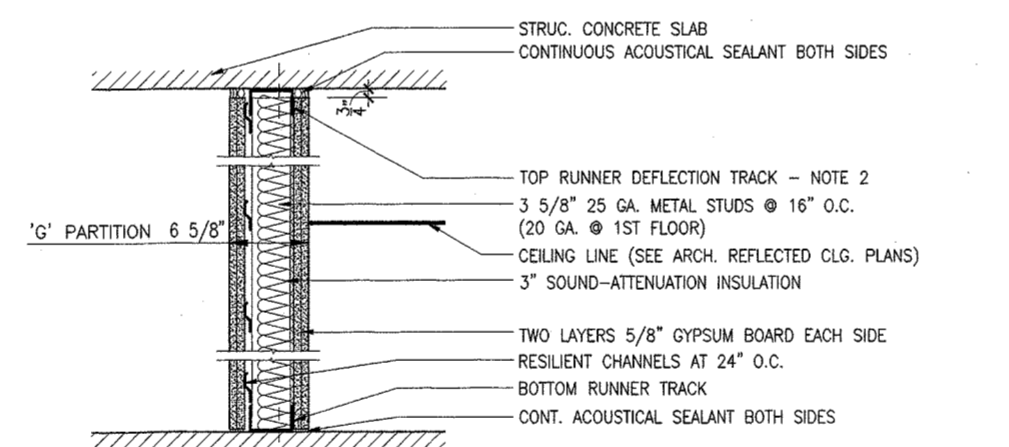
'T' AS NOTED ABOVE



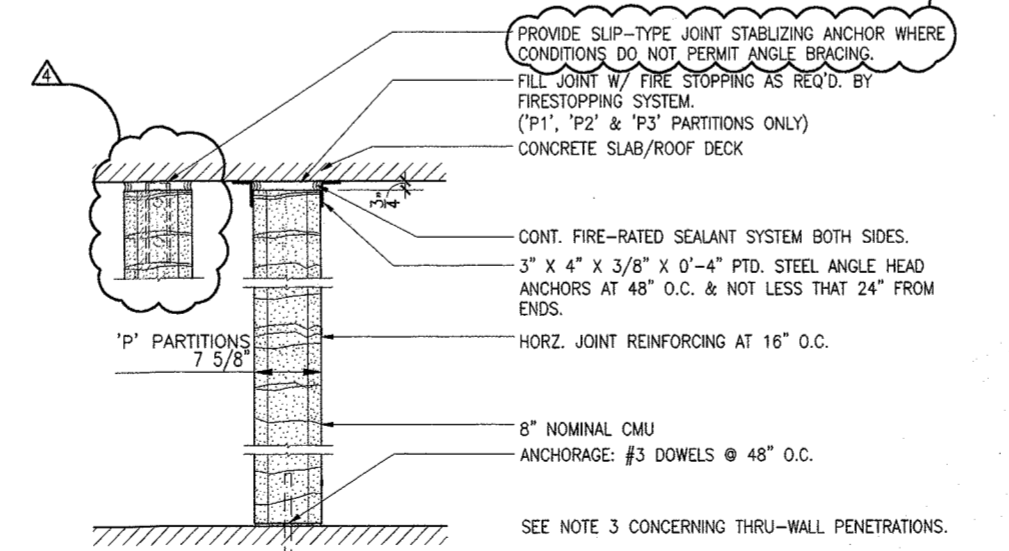
- 'E' AS NOTED ABOVE SEE NOTE 3 CONCERNING THRU-WALL PENETRATIONS.
'E1' 1 HOUR RATED (UL U420) - STC RATING 52
'E1S' 1 HOUR RATED (UL U420) - W/ SOUND ATTENUATION, STC RATING = 52
'ES' W/ SOUND ATTENUATION, STC RATING = 52



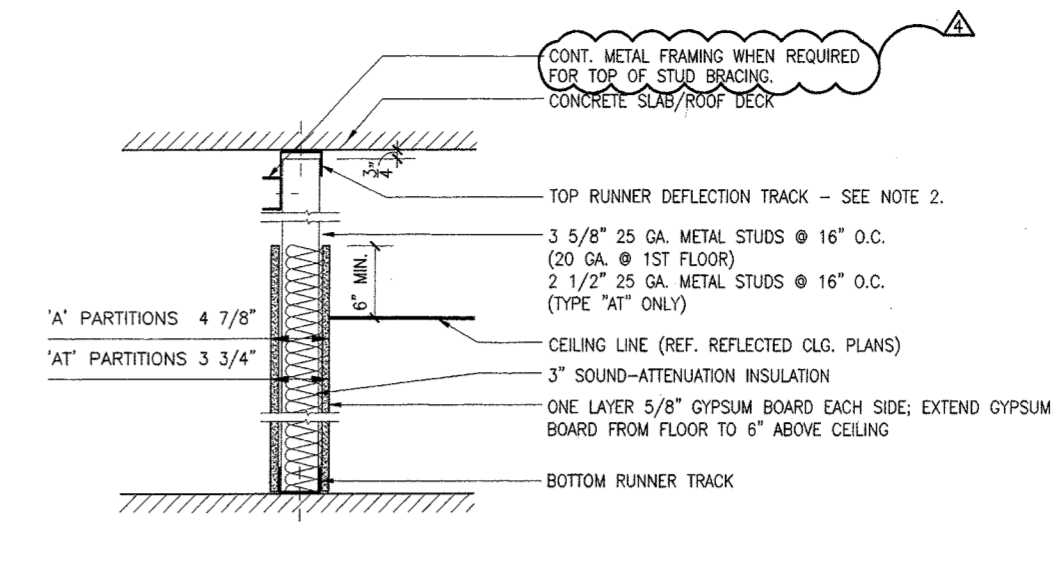
- 'F' AS NOTED ABOVE
'FS' W/ SOUND ATTENUATION, STC RATING = 52



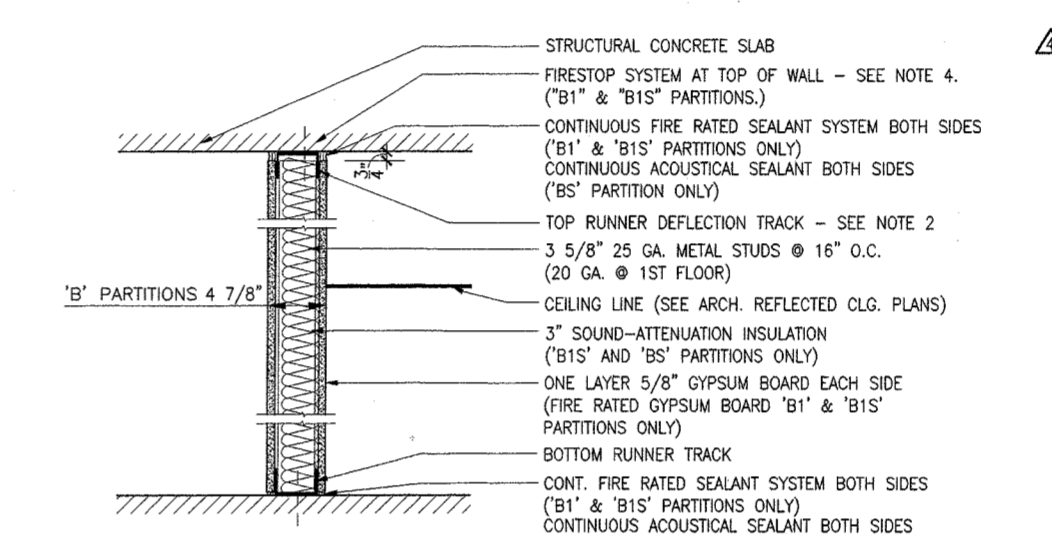
'GS' W/ SOUND ATTENUATION, STC RATING = 61



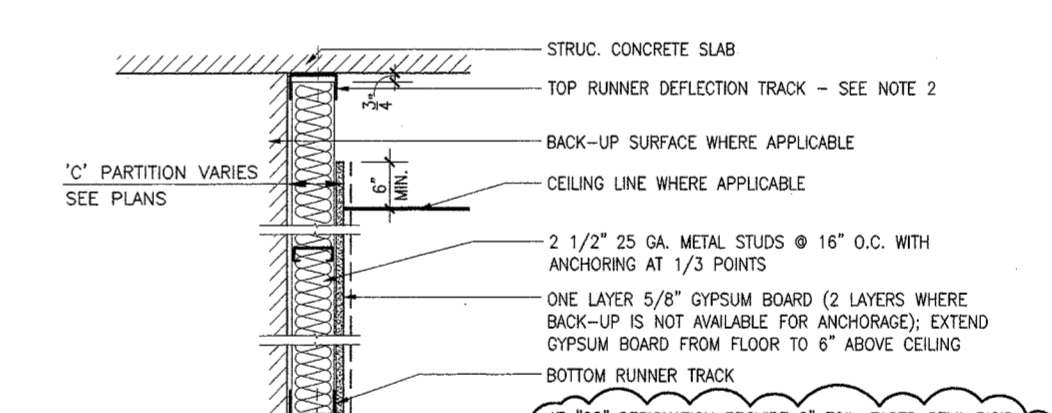
- 'P' AS NOTED ABOVE
'P1' 1 HOUR RATED
'P2' 2 HOUR RATED
'P3' 3 HOUR RATED



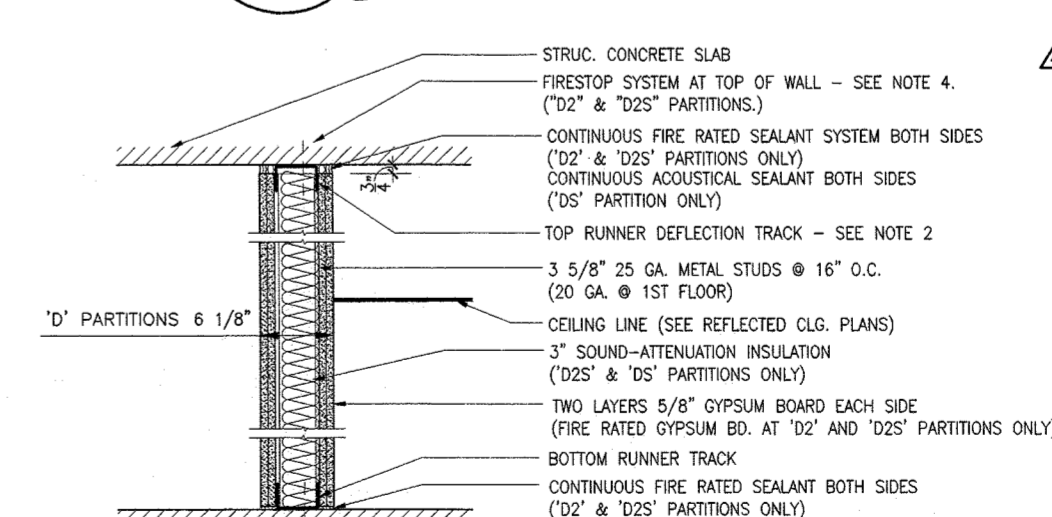
- 'A' AS NOTED ABOVE
'AT' AS NOTED ABOVE



- 'B' AS NOTED ABOVE, STC RATING = 40
'B1' 1 HOUR RATED (UL U465) - STC RATING = 40
'B1S' 1 HOUR RATED (UL U465) - W/ SOUND ATTENUATION, STC RATING = 49
'BS' W/ SOUND ATTENUATION, STC RATING = 49



'C' AS NOTED ABOVE
'CS' W/ THERMAL INSULATION



- 'D' AS NOTED ABOVE
'D2' 2 HOUR RATED (UL U411) - STC RATING 48
'D2S' 2 HOUR RATED (UL U411) - W/ SOUND ATTENUATION, STC RATING = 56
'DS' W/ SOUND ATTENUATION, STC RATING = 56

THE FOLLOWING INFORMATION APPLIES TO ALL CONCRETE MASONRY CONSTRUCTION ON THE PROJECT:

- MASONRY SHALL BE CONSTRUCTED WITH A MINIMUM COMPRESSIVE STRENGTH (f_m) OF 1,500 PSI.
- JOINT REINFORCEMENT TYPES: ALL WALLS
EXTERIOR LOCATIONS OR CAVITY WALLS: 0.1875" TRUSS OR LADDER TYPE: GALVANIZED PER ASTM A-153 (1.5 OZ./SQ.FT.)
INTERIOR WALLS: 0.1875" TRUSS OR LADDER TYPE: GALVANIZED PER ASTM A-641 (0.1 OZ./SQ.FT.)
ALL JOINT REINFORCEMENT SHALL BE SPACED 16" CENTER TO CENTER VERTICALLY.
- VERTICAL REINFORCEMENT: ALL VERTICAL REINFORCEMENT SHALL INCLUDE DOWELS EMBEDDED INTO THE SLAB; EXTENDING 24" INTO THE MASONRY UNITS.
PROVIDE AN ADDITIONAL REINFORCED MASONRY CELL WITH 1-#6, EACH SIDE OF ANY ARCHITECTURAL OPENING.
- MASONRY ANCHORS AND TIES: ALL MASONRY ANCHORS SHALL BE PROTECTED FROM CORROSION BY BEING FABRICATED FROM GALVANIZED STEEL PER ASTM A-153. ALL MASONRY ANCHORS EXPOSED DIRECTLY TO THE WEATHER SHALL BE A316 SERIES 300 STAINLESS STEEL.
CORROGATED STRIPS ANCHORS WILL NOT BE ALLOWED.
- MASONRY JOINTS: ALL JOINTS WITHIN EXTERIOR WALLS WHICH RECEIVE BITUMINOUS DAMPROOFING OR CEMENTITIOUS WATERPROOFING SHALL BE TOOLED CONCAVE. ALL INTERIOR WALLS WITH JOINTS EXPOSED TO VIEW SHALL HAVE JOINTS TOOLED CONCAVE. ALL OTHER JOINTERY SHALL BE STRUCK FLUSH.
- GROUT USED IN REINFORCED CELLS OF CONCRETE MASONRY CONSTRUCTION SHALL BE FINE AGGREGATE TYPE; MINIMUM COMPRESSIVE STRENGTH OF 2,300 PSI.
- LINTELS: PROVIDE THE FOLLOWING LINTELS FOR THE SPANS INDICATED:

SPAN	LINTEL SIZE & TYPE
4'-0" OR LESS	8" HIGH CMU W/ 1-#4
4'-1" TO 6'-0"	8" HIGH CMU W/ 1-#7
6'-1" TO 8'-0"	18" HIGH CMU W/ 1-#9
8'-1" TO 12'-0"	WS X 18 STL. BM. W/ 3/8" PL.
12'-1" TO 16'-0"	WT 10.5 X 66

PROVIDE 8" MINIMUM BEARING FOR ALL UNITS

SEE SPECIFICATION SECTION 04200 FOR ADDITIONAL REQUIREMENTS.

NO.	DATE	DESCRIPTION
4	03/24/99	ISSUED FOR CONSTRUCTION & FINAL PERMIT
3	01/11/99	ISSUED FOR BID & PERMIT
2	11/24/98	50% CD REVIEW
1	09/15/98	DESIGN DEVELOPMENT

DRAWING TITLE:
PARTITION TYPES

SEAL: _____ DRAWING NUMBER:
A9-1

DATE: 24 MAR. 1999
SCALE:
DRAWN: MCB/MS
PROJ. NO.: 98260
© 1999 LOHAN ASSOCIATES, INC.

FIRST FLOOR FINISH SCHEDULE

Room No.	Room Name	Flooring	N. Wall	S. Wall	W. Wall	E. Wall	Base	Ceiling	Clg. Ht.	Remarks
101	Lobby	Quarry Tile; Carpet Tile	n/a	TC-1	n/a	Point TC-1/TW-1	Wood; Alum.	Point	12'-2"	Paint & wood panels at columns See flooring plan for details Fabric wrapped touchable panels TW-1
101a	Vestibule	Quarry Tile	n/a	n/a	n/a	n/a	Alum.	Point	12'-2"	Walk-off grille
101b	Vestibule	Quarry Tile	n/a	n/a	Brick	TW-1/TW-2	Stone, Alum.; Wood	Point	12'-2"	Fabric wrapped touchable panel TW-1 Walk-off grille
101c	Vestibule	Carpet Tile	Point	Point	Point	Point	Vinyl	Acous. Panel	9'	See flooring plan for details
102	Lobby	Quarry Tile	n/a	TC-1	n/a	n/a	Wood; Alum.	Point	12'-2"	
103	Corridor	Carpet Tile	n/a	n/a	TC-1	TC-1	Wood	Point	10'	See floor plan for extent of finishes See flooring plans for details
104	Corridor	Carpet Tile	TC-1	TC-1	n/a	TC-1	Wood	Point	10'	See flooring plan for details
104a	Women's Rm.	Ceramic Tile	See Int. Elev.s	See Int. Elev.s	See Int. Elev.s	See Int. Elev.s	See Int. Elev.s	Acous. Panel	9'	
104b	Men's Rm.	Ceramic Tile	See Int. Elev.s	See Int. Elev.s	See Int. Elev.s	See Int. Elev.s	See Int. Elev.s	Acous. Panel	9'	
105	Meeting Room	Carpet Tile	Point	Point	Point	Point	Wood	Point; Acous. Panel	Varies	Wall mounted conference board unit (2) Provide (96) coat hooks at north wall AR 3: Linoleum flooring Wallcovering at movable partition TW-2 See flooring plans for details Blockout drapes at windows
105a	Closet	Carpet Tile	Point	Point	Point	Point	Vinyl	n/a	Open	AR 3: Linoleum flooring See flooring plans for details
105b	Closet	Carpet Tile	Point	Point	Point	Point	Vinyl	n/a	Open	AR 3: Linoleum flooring See flooring plans for details
105c	Closet	Carpet Tile	Point	Point	Point	Point	Vinyl	Acous. Panel	9'	AR 3: Linoleum flooring See flooring plans for details
106	Meeting Room	Carpet Tile	Point; AP-2	Point; AP-2	Point; AP-2	Point; AP-2	Wood	Point; Acous. Panel	Varies	See flooring plans for details Fabric wall-covering at acoustical panels
106a	Projection Room	Carpet Tile	Point	Point	Point	Point	Vinyl	Acous. Panel	10'	See flooring plan for details
107	Pantry	Resilient Tile	Point	Point	Point	Point	Vinyl	Acous. Panel	9'	
108	Circulation Workroom	Carpet Tile	Point	Point	Point	Point	Vinyl	Acous. Panel	10'	See flooring plans for details Wall-mtd. Marker board
108a	Book Return Room	Resilient Tile	Point	Point	Point	Point	Vinyl	Acous. Panel	10'	
108b	Conference Rm.	Carpet Tile	Point	Point	Point	Point	Vinyl	Acous. Panel	10'	See flooring plan for details
108c	Elev. Machine Room	Sealed Conc.	n/a	n/a	n/a	n/a	n/a	n/a	Open	
108d	Janitor's Closet	Sealed Conc.	Point	Point	Point	Point	Vinyl	n/a	Open	
108e	Telecom. Room	Sealed Conc.	Point	Point	Point	Point	Vinyl	n/a	Open	
108f	Electrical Room	Sealed Conc.	Point	Point	Point	Point	Vinyl	n/a	Open	
108g	Vestibule	Carpet Tile	Point	Point	Point	Point	Vinyl	Acous. Panel	10'	See flooring plan for details
108j	Rough Sorting Area	Carpet Tile	Point	Point	Point	Point	Vinyl	Acous. Panel	10'	See flooring plan for details
108k	Corridor	Resilient Tile	Point	Point	Point	Point	Vinyl	Acous. Panel	10'	
108m	Lavatory	Ceramic Tile	See Int. Elev.s	See Int. Elev.s	See Int. Elev.s	See Int. Elev.s	See Int. Elev.s	Acous. Panel	9'	
109	Corridor	Sealed Conc.	Point	Point	Point	Point	Vinyl	n/a	Open	
110	General Storage Room	Sealed Conc.	Point	Point	Point	Point	Vinyl	n/a	Open	
111	Roommobile Workroom	Carpet Tile	Point	Point	Point	Point	Vinyl	Acous. Panel	10'	See flooring plans for details
112	Storage Room	Sealed Conc.	Point	Point	Point	Point	Vinyl	n/a	Open	
113	Mechanical Room	Traffic-bearing Membrane	n/a	n/a	n/a	n/a	n/a	n/a	Open	
113a	Elev. Machine Room	Sealed Conc.	n/a	n/a	n/a	n/a	n/a	n/a	Open	
113b	Fire Pump Room	Sealed Conc.	n/a	n/a	n/a	n/a	n/a	n/a	Open	
114	Receiving Room	Sealed Conc.	Point	Point	Point	Point	Vinyl	n/a	Open	
114a	Office	Resilient Tile	Point	Point	Point	Point	Vinyl	Acous. Panel	10'	
115	Office	Resilient Tile	Point	Point	Point	Point	Vinyl	Acous. Panel	10'	Pull-down shade at window
116	Maintenance Workroom	Sealed Conc.	Point	Point	Point	Point	Vinyl	n/a	Open	Concrete to be broom finished and sealed
117	Supplies Storage Room	Sealed Conc.	Point	Point	Point	Point	Vinyl	n/a	Open	
118	Roommobile Garage	Penetrating Sealer	Point	Point	Point	Point	n/a	n/a	Open	
1S1	Stair #1	Sealed Conc.	Point	Point	Point	Point	Vinyl	n/a	Open	
1S2	Stair #2	Sealed Conc.	Point	Point	Point	Point	Vinyl	n/a	Open	
1S3	Stair #3	Carpet Tiles	Wood panel	Wood panel	Wood panel	Wood panel	Wood	n/a	Open	See flooring plans for details Wood panels on rail of stair

SECOND FLOOR FINISH SCHEDULE

Room No.	Room Name	Flooring	N. Wall	S. Wall	W. Wall	E. Wall	Base	Ceiling	Clg. Ht.	Remarks
201	Children's Collections Area	Carpet Tile	Point	Point	Point	Point	Wood	Point; Acous. Panel	Varies	See flooring plans for details Pull-down shades at west elev only
201a	Lobby	Carpet Tile	Point	Point	Point	Point	Wood	Point	10'-7"	See flooring plans for details
201b	Vestibule	Carpet Tile	Point	Point	Point	Point	Wood	Point	9'	See flooring plans for details
201c	Closet	Carpet Tile	Point	Point	Point	Point	Vinyl	n/a	Open	See flooring plans for details
202	Storytime Room	Resilient Tile; Carpet Tile	Point	Point	Point	Point	Wood; Vinyl	Point; Acous. Panel	9'	See flooring plans for details
202a	Lavatory	Ceramic Tile	See Int. Elev.s	See Int. Elev.s	See Int. Elev.s	See Int. Elev.s	See Int. Elev.s	Acous. Panel	9'	
202b	Closet	Resilient Tile	Point	Point	Point	Point	Vinyl	n/a	Open	
203	Vestibule	Carpet Tile	Point	Point	Point	Point	Wood	Point; Acous. Panel	9'	See flooring plans for details
203a	Boys' Room	Ceramic Tile	See Int. Elev.s	See Int. Elev.s	See Int. Elev.s	See Int. Elev.s	See Int. Elev.s	Acous. Panel	9'	
203b	Girls' Room	Ceramic Tile	See Int. Elev.s	See Int. Elev.s	See Int. Elev.s	See Int. Elev.s	See Int. Elev.s	Acous. Panel	9'	
203c	Janitor's Closet	Sealed Conc.	Point	Point	Point	Point	Vinyl	n/a	Open	
203d	Elec. Closet	Sealed Conc.	Point	Point	Point	Point	n/a	n/a	Open	
203e	Lavatory	Ceramic Tile	See Int. Elev.s	See Int. Elev.s	See Int. Elev.s	See Int. Elev.s	See Int. Elev.s	Acous. Panel	9'	
204	Staff Office	Carpet Tile	Point	Point	Point	Point	Vinyl	Acous. Panel	9'	See flooring plans for details Pull-down shades at windows
205	Reception Area	Carpet Tile	Point	Point	Point	Point	Vinyl	Acous. Panel	10'-7"	See flooring plans for details
205a	Office	Carpet Tile	Point	Point	Point	Point	Vinyl	Acous. Panel	10'-7"	Pull-down shades at windows
206	Corridor	Carpet Tile	Point	Point	Point	Point	Vinyl	Acous. Panel	10'-7"	See flooring plans for details
206a	Closet	Carpet Tile	Point	Point	Point	Point	Vinyl	Acous. Panel	9'	See flooring plans for details
206b	Lavatory	Ceramic Tile	See Int. Elev.s	See Int. Elev.s	See Int. Elev.s	See Int. Elev.s	See Int. Elev.s	Acous. Panel	9'	
206c	Lavatory	Ceramic Tile	See Int. Elev.s	See Int. Elev.s	See Int. Elev.s	See Int. Elev.s	See Int. Elev.s	Acous. Panel	9'	
207	Corridor	Carpet Tile	Point	Point	Point	Point	Vinyl	Acous. Panel	10'-7"	See flooring plans for details
208	Office	Carpet Tile	Point	Point	Point	Point	Vinyl	Acous. Panel	10'-7"	See flooring plans for details Pull-down shades at windows
209	Office	Carpet Tile	Point	Point	Point	Point	Vinyl	Acous. Panel	10'-7"	See flooring plans for details Pull-down shades at windows
210	Office	Carpet Tile	Point	Point	Point	Point	Vinyl	Acous. Panel	10'-7"	See flooring plans for details Pull-down shades at windows
211	Office	Carpet Tile	Point	Point	Point	Point	Vinyl	Acous. Panel	10'-7"	See flooring plans for details Pull-down shades at windows
212	Office	Carpet Tile	Point	Point	Point	Point	Vinyl	Acous. Panel	10'-7"	See flooring plans for details Pull-down shades at windows
213	Storage	Resilient Tile	Point	Point	Point	Point	Vinyl	Acous. Panel	9'	
214	Staff Lounge	Resilient Tile	Point	Point	Point	Point	Vinyl	Acous. Panel	10'-7"	Wall-mtd. marker board Pull-down shades at windows
214a	Pantry	Resilient Tile	Point	Point	Point	Point	Vinyl	Acous. Panel	10'-7"	
214b	Closet	Resilient Tile	Point	Point	Point	Point	Vinyl	Point	9'	
215	Office	Carpet Tile	Point	Point	Point	Point	Vinyl	Acous. Panel	10'-7"	See flooring plans for details Pull-down shades at windows
216	Office	Carpet Tile	Point	Point	Point	Point	Vinyl	Acous. Panel	10'-7"	See flooring plans for details Pull-down shades at windows
217	Office	Carpet Tile	Point	Point	Point	Point	Vinyl	Acous. Panel	10'-7"	See flooring plans for details Pull-down shades at windows
218	Training Room	Carpet Tile	Point	Point	Point	Point	Vinyl	Acous. Panel	10'-7"	See flooring plans for details Wall mounted conference board unit Block out, pull-down shades at windows
2S1	Stair #1	Sealed Conc.	Point	Point	Point	Point	Vinyl	n/a	Open	
2S2	Stair #2	Sealed Conc.	Point	Point	Point	Point	Vinyl	n/a	Open	
2S3	Stair #3	Carpet Tile	Wood panel	Wood panel	Wood panel	Wood panel	Wood	n/a	Open	See flooring plans for details Wood panels on rail of stair

THIRD FLOOR FINISH SCHEDULE

Room No.	Room Name	Flooring	N. Wall	S. Wall	W. Wall	E. Wall	Base	Ceiling	Clg. Ht.	Remarks
301	Adults Collections Area	Carpet Tile	Point	Point	TC-1; Point	Point	Wood	Point; Acous. Panel	Varies	See flooring plans for details Pull-down shades at east & west elev only
301a	Lobby	Carpet Tile	n/a	TC-1	n/a	n/a	Wood	Point	10'-6"	See flooring plans for details
301b	Study Room	Carpet Tile	Point	Point	Point	Point	Vinyl	Acous. Panel	9'	See flooring plans for details Wall-mtd. marker board
301c	Study Room	Carpet Tile	Point	Point	Point	Point	Vinyl	Acous. Panel	9'	See flooring plans for details Wall-mtd. marker board
301d	Study Room	Carpet Tile	Point	Point	Point	Point	Vinyl	Acous. Panel	9'	See flooring plans for details Wall-mtd. marker board
301e	Study Room	Carpet Tile	Point	Point	Point	Point	Vinyl	Acous. Panel	9'	See flooring plans for details Wall-mtd. marker board
302	Vestibule	Carpet Tile	Point	Point	Point	Point	Wood	Point	9'	See flooring plans for details
303	Quiet Study Room	Carpet Tile	Point	Point	Point	Point	Wood	Acous. Panel	10'-6"	See flooring plans for details Pull-down shades at windows
304	Staff Office	Carpet Tile	Point	Point	Point	Point	Vinyl	Acous. Panel	10'-6"	See flooring plans for details Pull-down shades at windows
305	Vestibule	Carpet Tile	Point	Point	Point	Point	Wood	Acous. Panel	9'	See flooring plans for details
305a	Men's Rm.	Ceramic Tile	See Int. Elev.s	See Int. Elev.s	See Int. Elev.s	See Int. Elev.s	See Int. Elev.s	Acous. Panel	9'	
305b	Women's Rm.	Ceramic Tile	See Int. Elev.s	See Int. Elev.s	See Int. Elev.s	See Int. Elev.s	See Int. Elev.s	Acous. Panel	9'	
305c	Janitor's Closet	Sealed Conc.	Point	Point	Point	Point	Vinyl	n/a	Open	
305d	Elec. Closet	Sealed Conc.	Point	Point	Point	Point	n/a	n/a	Open	
306	Staff Office	Carpet Tile	Point	Point	Point	Point	Vinyl	Acous. Panel	9'	See flooring plans for details Pull-down shades at windows
306a	Work Area	Carpet Tile	Point	Point	Point	Point	Vinyl	Acous. Panel	9'	See flooring plans for details
3S1	Stair #1	Sealed Conc.	Point	Point	Point	Point	Vinyl	n/a	Open	
3S2	Stair #2	Sealed Conc.	Point	Point	Point	Point	Vinyl	n/a	Open	
3S3	Stair #3	Carpet Tile	Wood panel	Wood panel	Wood panel	Wood panel	Wood	n/a	Open	See flooring plans for details Wood panels on rail of stair

FOURTH FLOOR FINISH SCHEDULE

Room No.	Room Name	Flooring	N. Wall	S. Wall	W. Wall	E. Wall	Base	Ceiling	Clg. Ht.	Remarks
401	Adult's Collection Area	Carpet Tile	Point	Point	TC-1; Point	Point	Wood	Point; Acous. Panel	Varies	See flooring plans for details Pull-down shades at east & west elev only
401a	Lobby	Carpet Tile	n/a	TC-1	n/a	n/a	Wood	Point	10'-6"	See flooring plans for details
401b	Study Room	Carpet Tile	Point	Point	Point	Point	Vinyl	Acous. Panel	9'	See flooring plans for details Wall-mtd. marker board
401c	Study Room	Carpet Tile	Point	Point	Point	Point	Vinyl	Acous. Panel	9'	See flooring plans for details Wall-mtd. marker board
401d	Study Room	Carpet Tile	Point	Point	Point	Point	Vinyl	Acous. Panel	9'	See flooring plans for details Wall-mtd. marker board
402	Vestibule	Carpet Tile	Point	Point	Point	Point	Wood	Point	9'	See flooring plans for details
403	Computer Lab	Carpet Tile	Point	Point	Point	Point	Wood	Acous. Panel	9'	See flooring plans for details
404	Computer Closet	Sealed Conc.	Point	Point	Point	Point	Vinyl	n/a	Open	
405	Vestibule	Carpet Tile	Point	Point	Point	Point	Wood	Acous. Panel	9'	See flooring plans for details
405a	Men's Rm.	Ceramic Tile	See Int. Elev.s	See Int. Elev.s	See Int. Elev.s	See Int. Elev.s	See Int. Elev.s	Acous. Panel	9'	
405b	Women's Rm.	Ceramic Tile	See Int. Elev.s	See Int. Elev.s	See Int. Elev.s	See Int. Elev.s	See Int. Elev.s	Acous. Panel	9'	
405c	Janitor's Closet	Sealed Conc.	Point	Point	Point	Point	Vinyl	n/a	Open	
405d	Elec. Closet	Sealed Conc.	Point	Point	Point	Point	n/a	n/a	Open	
406	Staff Workroom	Carpet Tile	Point	Point	Point	Point	Vinyl	Acous. Panel	9'	See flooring plans for details
406a	Mechanical Room	Traffic-bearing Membrane	n/a	n/a	n/a	n/a	n/a	n/a	Open	
407	Vestibule	Carpet Tile	Point	Point	Point	Point	Wood	Point	9'	

FIRST FLOOR DOOR SCHEDULE

Door Number / Room Name	Opening Size W x H	Door Type	Door Material	Door Finish	Door Thickness	Frame Material	Frame Finish	Jamb Dtl.	Head Dtl.	Sill Dtl.	Hardware Set	Rating	Other Remarks
101A Lobby	6'-0" x 7'-9"	3B	Aluminum	Coated	1 3/4"	Alum.	Coated	AS-10	AS-10	AS-10	n/a	1	Glass Type "T-1"
101B Lobby	6'-0" x 7'-9"	3B	Aluminum	Coated	1 3/4"	Alum.	Coated	AS-10	AS-10	AS-10	n/a	1	Auto. Sliding door; overhead Sensor; Glass Type "T-1"
101C Lobby	3'-0" x 7'-0"	1E	Glass	n/a	1/2"	n/a	n/a	H2	n/a	n/a	n/a	2	Glass Type "T-2"
101A Vestibule	6'-0" x 7'-9"	3B	Aluminum	Coated	1 3/4"	Alum.	Coated	AS-10	AS-10	AS-10	n/a	3	Glass Type "T-1"
101B Vestibule	6'-0" x 7'-9"	3B	Aluminum	Coated	1 3/4"	Alum.	Coated	AS-10	AS-10	AS-10	n/a	4	Glass Type "T-1"
101C Vestibule	6'-0" x 7'-9"	3B	Aluminum	Coated	1 3/4"	Alum.	Coated	AS-10	AS-10	AS-10	n/a	5	Auto. Sliding door; overhead Sensor; Glass Type "T-1"
101A Vestibule	3'-0" x 7'-9"	3A	Aluminum	Coated	1 3/4"	Alum.	Coated	AS-10	AS-10	AS-10	n/a	5	Key-card reader; HC Opener; Glass Type "T-1"
101B Vestibule	3'-0" x 7'-9"	3A	Aluminum	Coated	1 3/4"	Alum.	Coated	AS-10	AS-10	AS-10	n/a	5	Key-card reader; HC Opener; Glass Type "T-1"
101C Vestibule	3'-0" x 7'-9"	1A	HM	Paint	1 3/4"	HM	Paint	J1	H1	S5	6		
101B Vestibule	3'-0" x 7'-9"	2A	HM	Paint	1 3/4"	HM	Paint	J1	H1	S2	7	75 Hour (C)	Glass Type "W-1"
102A Lobby	3'-0" x 7'-9"	3A	Aluminum	Coated	1 3/4"	Alum.	Coated	AS-10	AS-10	AS-10	n/a	8	Glass Type "T-1"
104A Women's Rm.	3'-0" x 7'-0"	1A	Wood	Trans.	1 3/4"	HM	Paint	J1	H1	S6	10		Undercut at sill
104B Women's Rm.	3'-0" x 7'-0"	1A	Wood	Trans.	1 3/4"	HM	Paint	J1	H1	S6	10		Undercut at sill
105A Meeting Room	6'-0" x 7'-0"	2D	Wood	Trans.	1 3/4"	Wood	Trans.	J4	H4	S8	11		Glass Type "T-1"
105B Meeting Room	6'-0" x 7'-0"	2D	Wood	Trans.	1 3/4"	Wood	Trans.	J4	H4	S8	11		Glass Type "T-1"
105C Meeting Room	3'-0" x 7'-0"	1A	Wood	Trans.	1 3/4"	HM	Paint	J1	H1	S2	12		
105D Meeting Room	6'-0" x 7'-9"	3B	Aluminum	Coated	1 3/4"	Alum.	Coated	AS-10	AS-10	AS-10	n/a	8A	Glass Type "T-1"
105E Meeting Room	6'-0" x 7'-9"	3B	Aluminum	Coated	1 3/4"	Alum.	Coated	AS-10	AS-10	AS-10	n/a	8A	Glass Type "T-1"
105A Vestibule	3'-0" x 7'-0"	1A	Wood	Trans.	1 3/4"	HM	Paint	J1	H1	S5	13		Hinged panel on end of leaf for partition
105B Vestibule	3'-0" x 7'-0"	1A	Wood	Trans.	1 3/4"	HM	Paint	J1	H1	S5	13		
105C Vestibule	3'-0" x 7'-0"	1A	HM	Paint	1 3/4"	HM	Paint	J1	H1	S5	14		
105D Vestibule	3'-0" x 7'-0"	1A	HM	Paint	1 3/4"	HM	Paint	J1	H1	S5	14		
105E Vestibule	3'-0" x 7'-0"	2C	Wood	Trans.	1 3/4"	Wood	Trans.	J4	H4	S8	12A		Glass Type "T-1"
106A Meeting Room	3'-0" x 7'-0"	1A	Wood	Trans.	1 3/4"	HM	Paint	J1	H1	S2	12A		
106B Meeting Room	3'-0" x 7'-0"	1A	Wood	Trans.	1 3/4"	HM	Paint	J1	H1	S2	12A		
106C Meeting Room	3'-0" x 7'-0"	1A	HM	Paint	1 3/4"	HM	Paint	J1	H1	S2	6A		
107A Parking	3'-0" x 7'-0"	1A	HM	Paint	1 3/4"	HM	Paint	J1	H1	S7	6B		
108A Book Return Rm.	3'-0" x 7'-0"	1A	HM	Paint	1 3/4"	HM	Paint	J1	H1	S7	7	75 Hour (C)	
108B Conference Rm.	3'-0" x 7'-0"	1A	Wood	Trans.	1 3/4"	HM	Paint	J1	H1	S5	7A		
108C Elev. Mach. Rm.	3'-0" x 7'-0"	1A	HM	Paint	1 3/4"	HM	Paint	J1	H1	S4	14A	75 Hour (C)	Knurled lever
108D Elev. Mach. Rm.	3'-0" x 7'-0"	1A	HM	Paint	1 3/4"	HM	Paint	J1	H1	S4	14B	75 Hour (C)	Knurled lever
108E Janitor's Closet	3'-0" x 7'-0"	1A	HM	Paint	1 3/4"	HM	Paint	J1	H1	S4	14		
108F Janitor's Closet	3'-0" x 7'-0"	1A	HM	Paint	1 3/4"	HM	Paint	J1	H1	S4	14		
108G Electrical Rm.	3'-0" x 7'-0"	1A	HM	Paint	1 3/4"	HM	Paint	J1	H1	S4	14C	75 Hour (C)	Knurled lever
108H Electrical Rm.	3'-0" x 7'-0"	1A	HM	Paint	1 3/4"	HM	Paint	J1	H1	S4	14C	75 Hour (C)	Knurled lever
108I Electrical Rm.	3'-0" x 7'-0"	1A	HM	Paint	1 3/4"	HM	Paint	J1	H1	S4	14C	75 Hour (C)	Knurled lever
108J Vestibule	3'-0" x 7'-0"	1A	HM	Paint	1 3/4"	HM	Paint	J1	H1	S4	6	1.5 Hour (B)	Provide 30" x 30" at sill. Kickplate at push side of door.
108K Laundry	3'-0" x 7'-0"	1A	Wood	Trans.	1 3/4"	HM	Paint	J1	H1	S6	15		Undercut at sill
108L Corridor	3'-0" x 7'-0"	1A	HM	Paint	1 3/4"	HM	Paint	J1	H1	S11a	16		Provide 30" x 30" at sill. Kickplate at push side of door.
110A Storage Rm.	6'-0" x 7'-0"	1B	HM	Paint	1 3/4"	HM	Paint	J1	H1	S3	24		
111A Restroom	3'-0" x 7'-0"	1A	Wood	Trans.	1 3/4"	HM	Paint	J1	H1	S5	6A		
111B Restroom	3'-0" x 7'-0"	1A	HM	Paint	1 3/4"	HM	Paint	J3a	H3a	S4	6C	3 Hour (A)	
112A Storage Rm.	3'-0" x 7'-0"	1A	HM	Paint	1 3/4"	HM	Paint	J1	H1	S4	14C		
112B Storage Rm.	3'-0" x 7'-0"	1A	HM	Paint	1 3/4"	HM	Paint	J1	H1	S3	14C		
113A Mechanical Rm.	6'-0" x 7'-0"	1B	HM	Paint	1 3/4"	HM	Paint	J3a	H3a	S3	14E	75 Hour (C)	Knurled lever
113B Elev. Mach. Rm.	3'-0" x 7'-0"	1A	HM	Paint	1 3/4"	HM	Paint	J3	H3	S5	14A	75 Hour (C)	Knurled lever
113C Elev. Mach. Rm.	3'-0" x 7'-0"	1A	HM	Paint	1 3/4"	HM	Paint	J3	H3	S5	14A	75 Hour (C)	Knurled lever
114A Receiving Rm.	6'-0" x 8'-0"	2B	HM	Paint	1 3/4"	HM	Paint	J1	H1	S3	17	75 Hour (C)	Glass Type "W-1"
114B Receiving Rm.	6'-0" x 8'-0"	2B	HM	Paint	1 3/4"	HM	Paint	J1	H1	S3	17A	75 Hour (C)	Glass Type "W-1"
114C Office	3'-0" x 7'-0"	2A	HM	Paint	1 3/4"	HM	Paint	J1	H1	S3	6	75 Hour (C)	Glass Type "W-1"
114D Office	3'-0" x 7'-0"	2A	HM	Paint	1 3/4"	HM	Paint	J1	H1	S3	6	75 Hour (C)	Glass Type "W-1"
114E Office	3'-0" x 7'-0"	2A	HM	Paint	1 3/4"	HM	Paint	J1	H1	S3	6	75 Hour (C)	Glass Type "W-1"
114F Maintenance Rm.	4'-0" x 7'-0"	2A	HM	Paint	1 3/4"	HM	Paint	J1	H1	S5	6	75 Hour (C)	Glass Type "W-1"
117A Storage Rm.	4'-0" x 7'-0"	2A	HM	Paint	1 3/4"	HM	Paint	J1	H1	S5	14C	75 Hour (C)	
118A Garage	3'-0" x 8'-0"	1A	HM	Paint	1 3/4"	HM	Paint	J7a	H6a	S11a	18		
118B Star #1	3'-0" x 7'-0"	1A	HM	Paint	1 3/4"	HM	Paint	J7	H6	S11	8B		
118C Star #2	3'-0" x 7'-0"	1A	HM	Paint	1 3/4"	HM	Paint	J1	H1	S5	19	1.5 Hour (B)	

SECOND FLOOR DOOR SCHEDULE

Door Number / Room Name	Opening Size W x H	Door Type	Door Material	Door Finish	Door Thickness	Frame Material	Frame Finish	Jamb Dtl.	Head Dtl.	Sill Dtl.	Hardware Set	Rating	Other Remarks
201A Closet	3'-0" x 7'-0"	1A	HM	Paint	1 3/4"	HM	Paint	J1	H1	S5	14B		
202A Storage Rm.	3'-0" x 7'-0"	2E	Wood	Trans.	1 3/4"	Wood	Trans.	J4,J5	H4	S5	6E		Details "J6, H5, S9" at Sillside; Glass Type "T-1"
202Aa Laundry	3'-0" x 7'-0"	1A	Wood	Trans.	1 3/4"	HM	Paint	J1	H1	S6	15		
202Ab Closet	3'-0" x 7'-0"	1A	HM	Paint	1 3/4"	HM	Paint	J1	H1	S5	14B		
202Ac Boys' Room	3'-0" x 7'-0"	1A	Wood	Trans.	1 3/4"	HM	Paint	J1	H1	S6	10		Undercut at sill
202Aa Janitor's Closet	3'-0" x 7'-0"	1A	Wood	Trans.	1 3/4"	HM	Paint	J1	H1	S6	10		Undercut at sill
202Aa Elec. Closet	3'-0" x 7'-0"	1A	HM	Paint	1 3/4"	HM	Paint	J1	H1	S4	14C		Knurled lever
202Aa Laundry	3'-0" x 7'-0"	1A	Wood	Trans.	1 3/4"	HM	Paint	J1	H1	S6	15		Undercut at sill
204A Staff Office	3'-0" x 7'-0"	1A	Wood	Trans.	1 3/4"	HM	Paint	J1	H1	S5	6E		
205A Reception	3'-0" x 7'-0"	2E	Wood	Trans.	1 3/4"	Wood	Trans.	J4,J5	H4	S5	6D		Details "J6, H5, S9" at Sillside; Glass Type "T-1"
205Aa Office	3'-0" x 7'-0"	1A	Wood	Trans.	1 3/4"	HM	Paint	J1	H1	S5	6A		
205Ab Corridor	3'-0" x 7'-0"	1A	Wood	Trans.	1 3/4"	HM	Paint	J1	H1	S5	6		
205Ac Closet	3'-0" x 7'-0"	1A	Wood	Trans.	1 3/4"	HM	Paint	J1	H1	S5	7A		
205Aa Laundry	3'-0" x 7'-0"	1A	Wood	Trans.	1 3/4"	HM	Paint	J1	H1	S6	15		Undercut at sill
205Ab Laundry	3'-0" x 7'-0"	1A	Wood	Trans.	1 3/4"	HM	Paint	J1	H1	S6	15		Undercut at sill
205Ac Corridor	3'-0" x 7'-0"	1A	Wood	Trans.	1 3/4"	HM	Paint	J1	H1	S5	6D		
205Ad Office	3'-0" x 7'-0"	1A	Wood	Trans.	1 3/4"	HM	Paint	J1	H1	S5	6A		
205Ae Office	3'-0" x 7'-0"	1A	Wood	Trans.	1 3/4"	HM	Paint	J1	H1	S5	6A		
205Af Office	3'-0" x 7'-0"	1A	Wood	Trans.	1 3/4"	HM	Paint	J1	H1	S5	6A		
205Ag Office	3'-0" x 7'-0"	1A	Wood	Trans.	1 3/4"	HM	Paint	J1	H1	S5	6A		
205Ah Office	3'-0" x 7'-0"	1A	Wood	Trans.	1 3/4"	HM	Paint	J1	H1	S5	6A		
205Ai Office	3'-0" x 7'-0"	1A	Wood	Trans.	1 3/4"	HM	Paint	J1	H1	S5	6A		
205Aj Storage	3'-0" x 7'-0"	1A	Wood	Trans.	1 3/4"	HM	Paint	J1	H1	S7	6	75 Hour (C)	
205Ak Lounge	3'-0" x 7'-0"	2E	Wood	Trans.	1 3/4"	HM	Paint	J1	H1	S7	7		Glass Type "T-1"
214A Closet	2'-4" x 7'-0"	1A	HM	Paint	1 3/4"	HM	Paint	J1	H1	S5	7A		
215A Office	3'-0" x 7'-0"	1A	Wood	Trans.	1 3/4"	HM	Paint	J1	H1	S5	6A		
215Aa Office	3'-0" x 7'-0"	1A	Wood	Trans.	1 3/4"	HM	Paint	J1	H1	S5	6A		
215Ab Office	3'-0" x 7'-0"	1A	Wood	Trans.	1 3/4"	HM	Paint	J1	H1	S5	6A		
215Ac Office	3'-0" x 7'-0"	1A	Wood	Trans.	1 3/4"	HM	Paint	J1	H1	S5	6A		
215Ad Office	3'-0" x 7'-0"	1A	Wood	Trans.	1 3/4"	HM	Paint	J1	H1	S5	6A		
215Ae Star #1	3'-0" x 7'-0"	1A	HM	Paint	1 3/4"	HM	Paint	J1	H1	S4	19	1.5 Hour (B)	
215Af Star #2	3'-0" x 7'-0"	1A	HM	Paint	1 3/4"	HM	Paint	J1	H1	S4	19	1.5 Hour (B)	

THIRD FLOOR DOOR SCHEDULE

Door Number / Room Name	Opening Size W x H	Door Type	Door Material	Door Finish	Door Thickness	Frame Material	Frame Finish	Jamb Dtl.	Head Dtl.	Sill Dtl.	Hardware Set	Rating	Other Remarks
301A Study Room	3'-0" x 7'-0"	2E	Wood	Trans.	1 3/4"	Wood	Trans.	J4,J5	H4	S5	7B		Details "J6, H5, S9" at Sillside; Glass Type "T-1"
301Aa Study Room	3'-0" x 7'-0"	2E	Wood	Trans.	1 3/4"	Wood	Trans.	J4,J5	H4	S5	7A		Details "J6, H5, S9" at Sillside; Glass Type "T-1"
301Ab Study Room	3'-0" x 7'-0"												

DES PLAINES
PUBLIC LIBRARY

LIBRARY PLAZA
DES PLAINES, ILLINOIS

CITY OF DES PLAINES
OWNER

PLAINES TOWN CENTER, L.L.C.
DEVELOPMENT MANAGER

LOHAN ASSOCIATES
ARCHITECTS, PLANNERS, AND INTERIOR DESIGNERS
CHICAGO, ILLINOIS

TENG & ASSOCIATES
STRUCTURAL & MEP ENGINEERS
CHICAGO, ILLINOIS

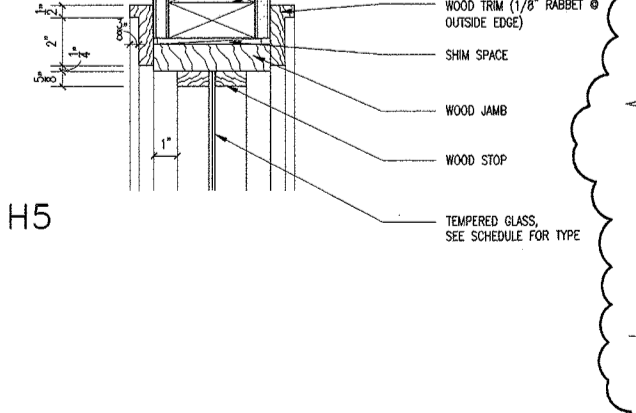
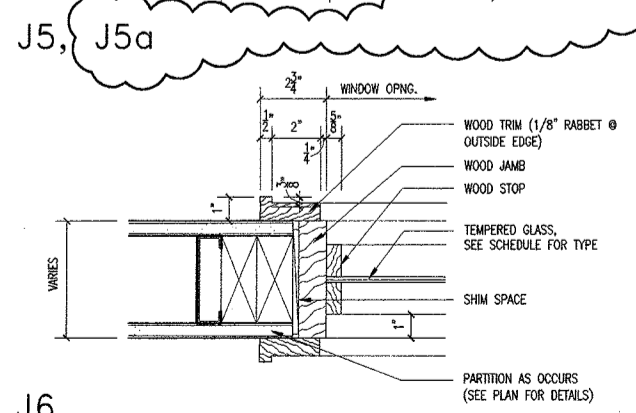
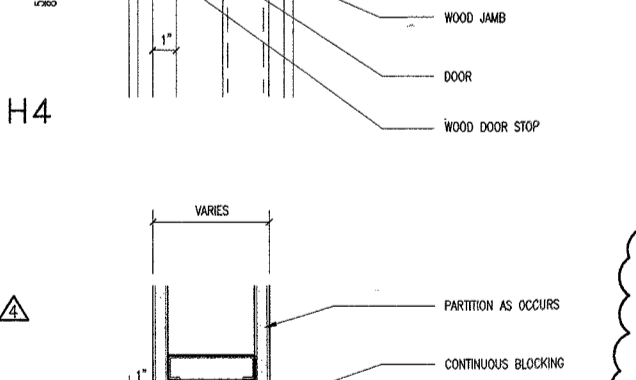
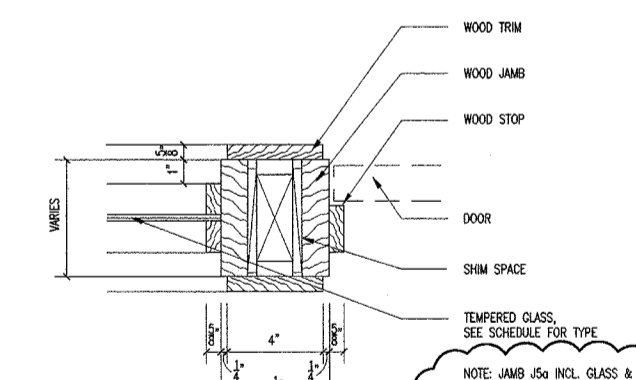
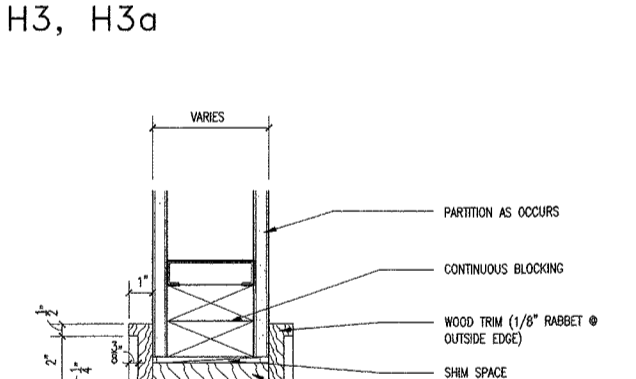
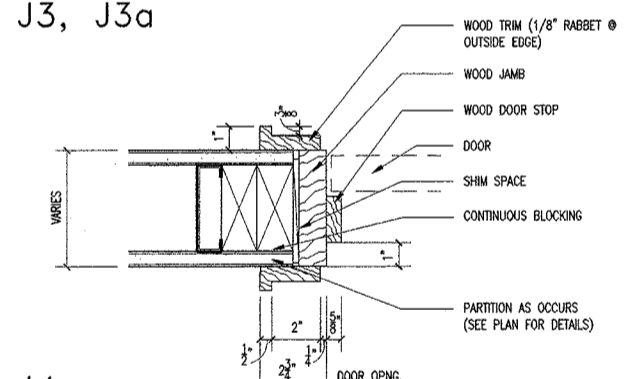
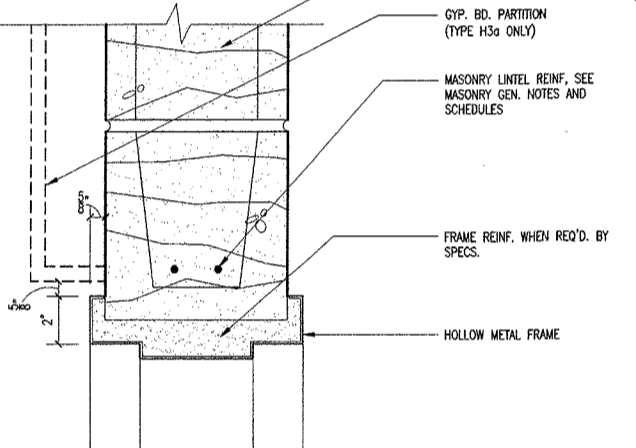
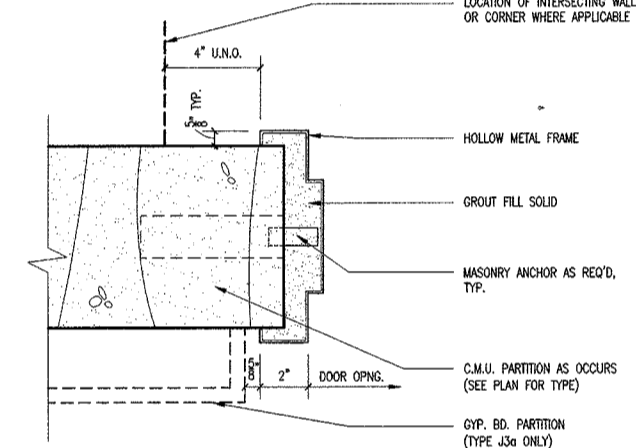
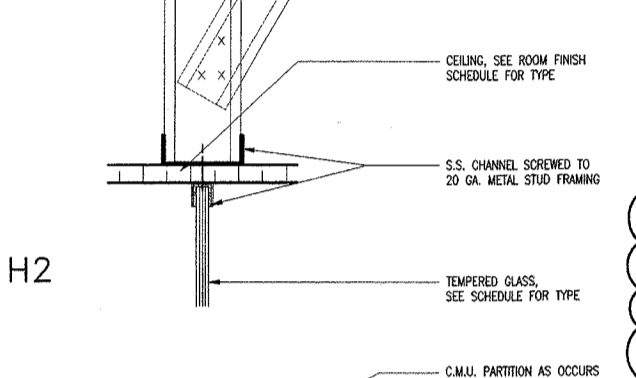
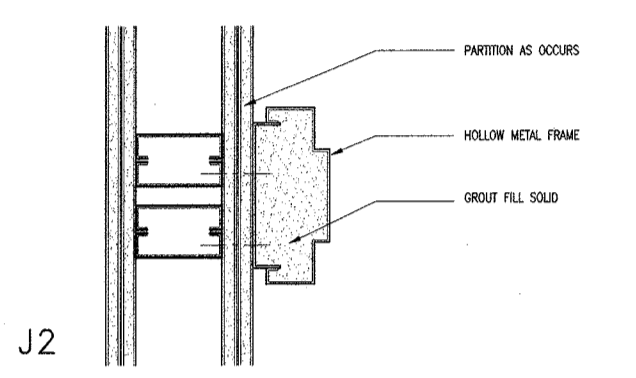
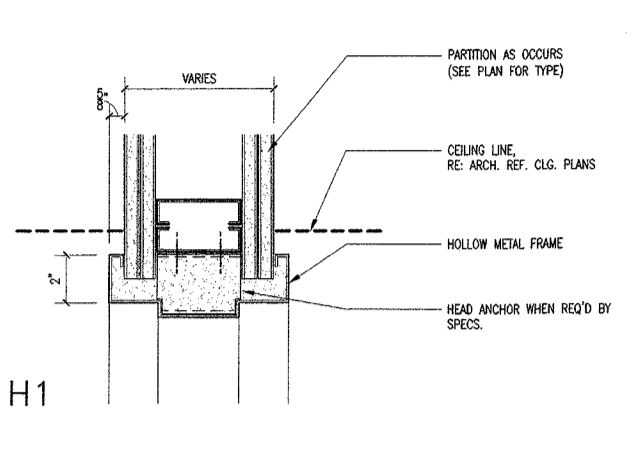
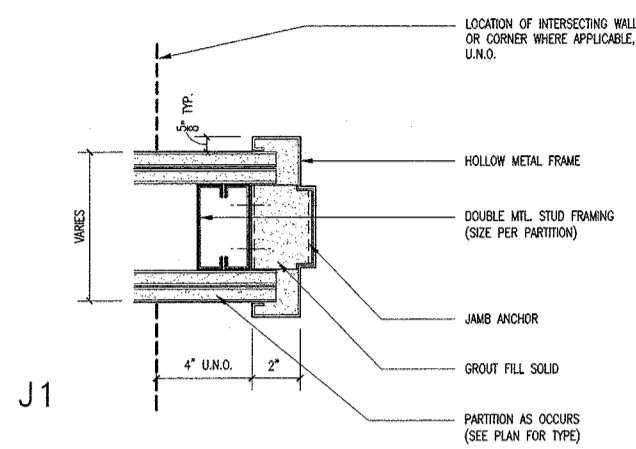
NOTES:

- SEE DOOR SCHEDULE FOR UNDERCUT REQUIREMENTS. COORDINATE WITH MECHANICAL FOR AIR PASSAGE
- THRESHOLD SCHEDULE:
TYPE 1: WOOD, VARY CONFIGURATION FOR FLOOR FINISH TYPE
TYPE 2: PEMKO 236D OR EQUAL
TYPE 3: JOHNSONITE RRS-XX-C REDUCER OR EQUAL
TYPE 4: JOHNSONITE EG-XX-H OR EQUAL
TYPE 6: MARBLE (CONFORMING TO ACCESSIBILITY CODE)
TYPE 7: PEMKO 174D OR EQUAL

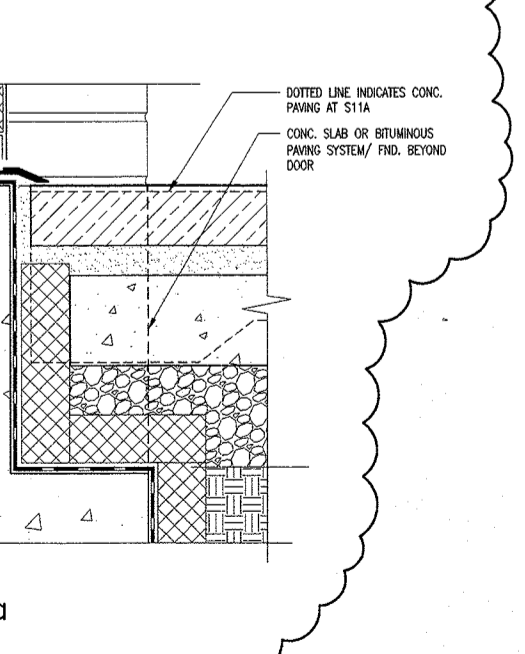
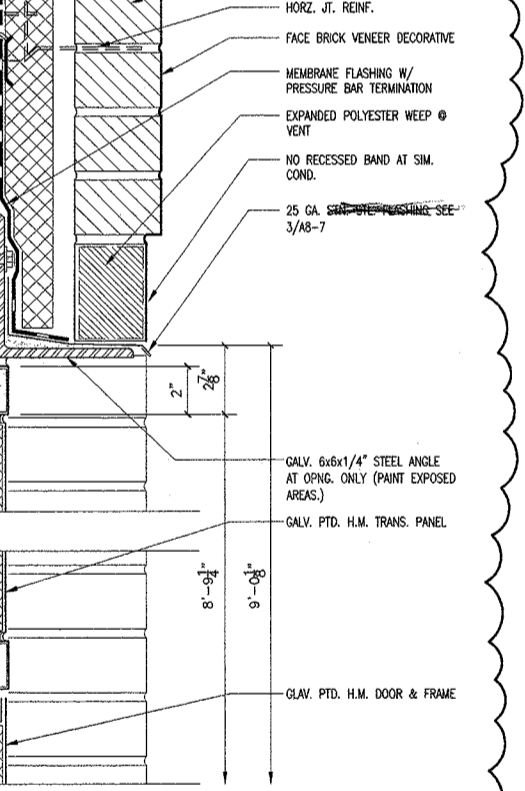
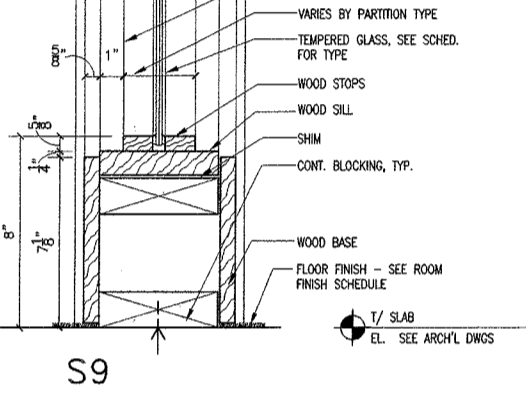
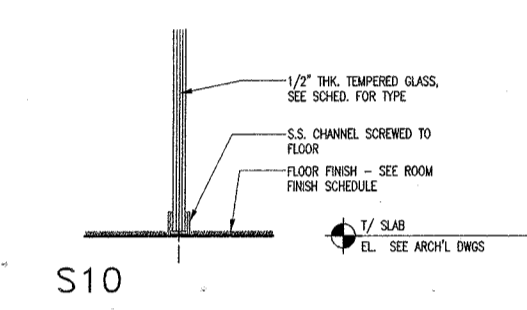
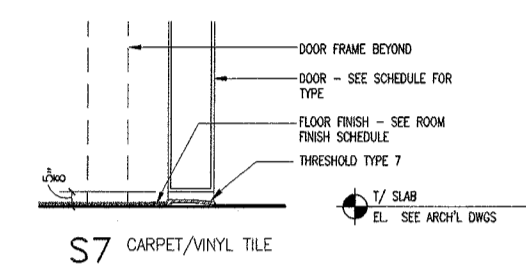
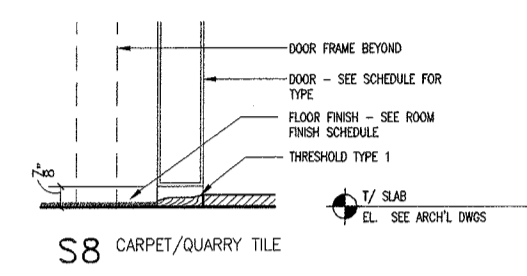
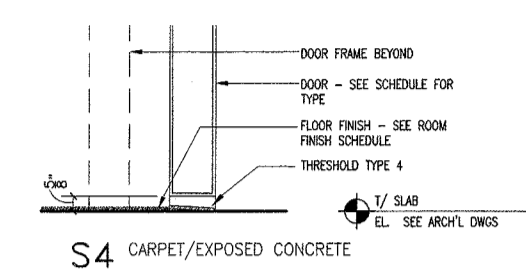
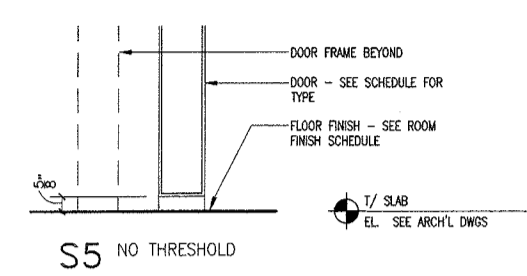
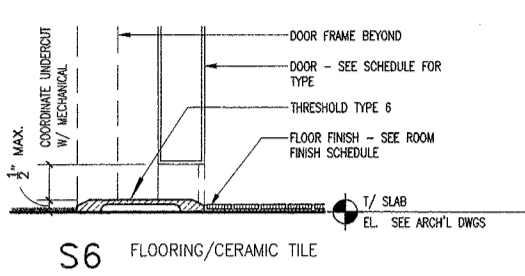
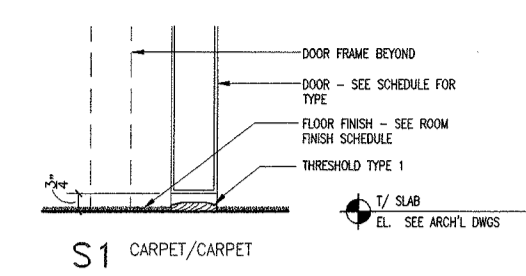
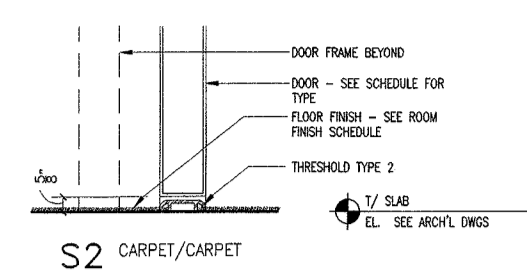
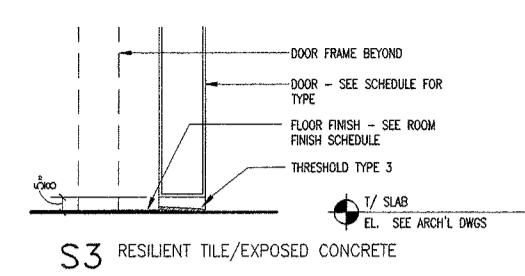
NO.	DATE	DESCRIPTION
4	03/24/99	ISSUED FOR CONSTRUCTION & FINAL PERMIT
3	01/11/99	ISSUED FOR BID & PERMIT
2	11/24/98	SOX CD REVIEW
1	09/15/98	DESIGN DEVELOPMENT

DRAWING TITLE:
**DOOR AND SILL
DETAILS
AND DOOR TYPES**

SEAL: **DRAWING NUMBER:
A9-3.1**
DATE: 24 MAR. 1999
SCALE: AS NOTED
DRAWN: PNK/MCB
PROJ. NO.: 98260
© 1999 LOHAN ASSOCIATES, INC.

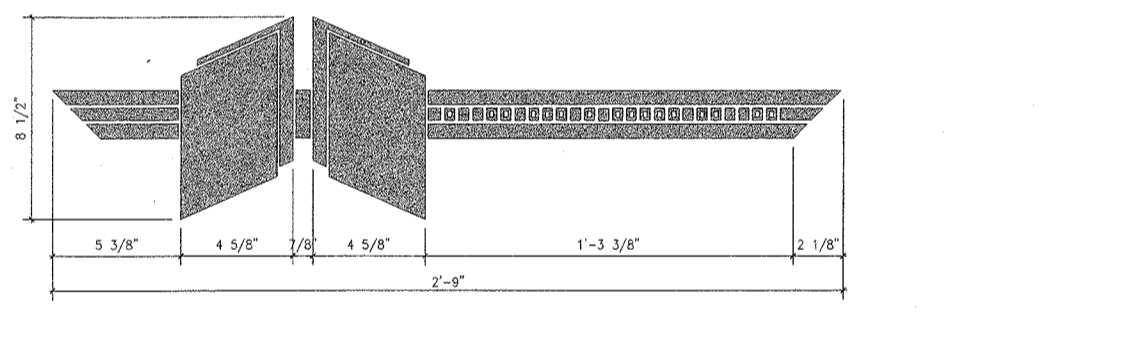


J6 DOOR DETAILS
SCALE: 3" = 1'-0"

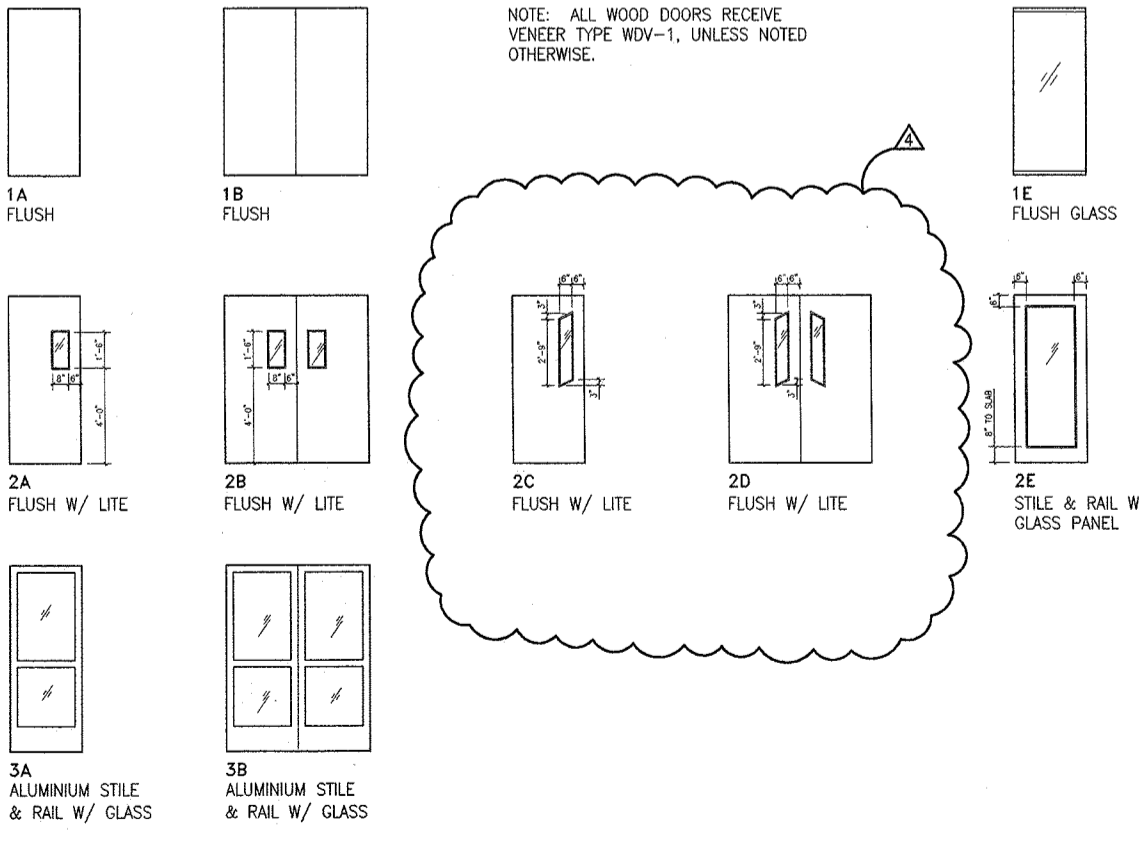


S11, S11a

3 SILL DETAILS
SCALE: 3" = 1'-0"



1 DETAIL ELEVATION OF TYPICAL SIDELITE ETCHING
SCALE: 3" = 1'-0"



2 DOOR TYPES
SCALE: 1/4" = 1'-0"

DES PLAINES
PUBLIC LIBRARY

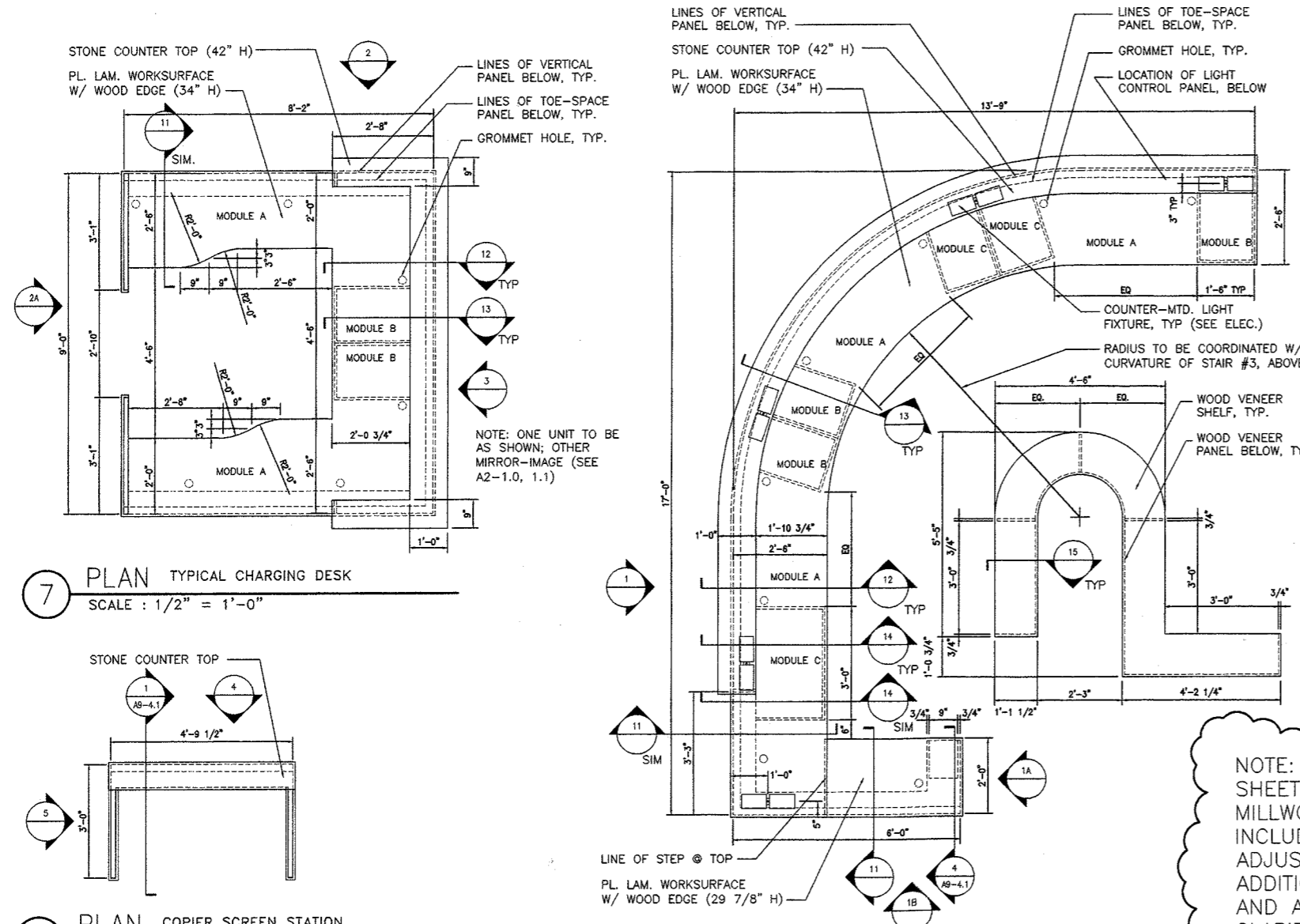
LIBRARY PLAZA
DES PLAINES, ILLINOIS

CITY OF DES PLAINES
OWNER

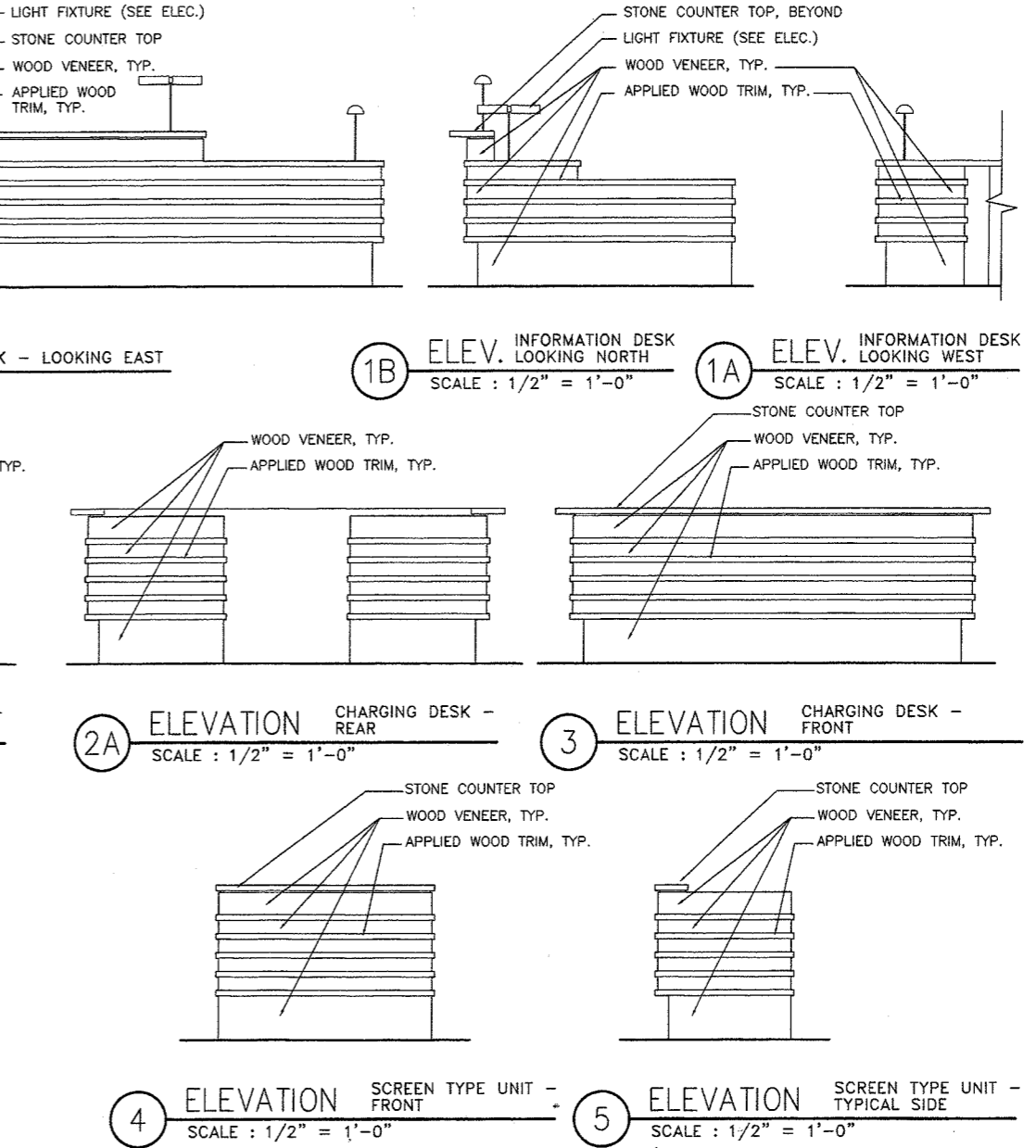
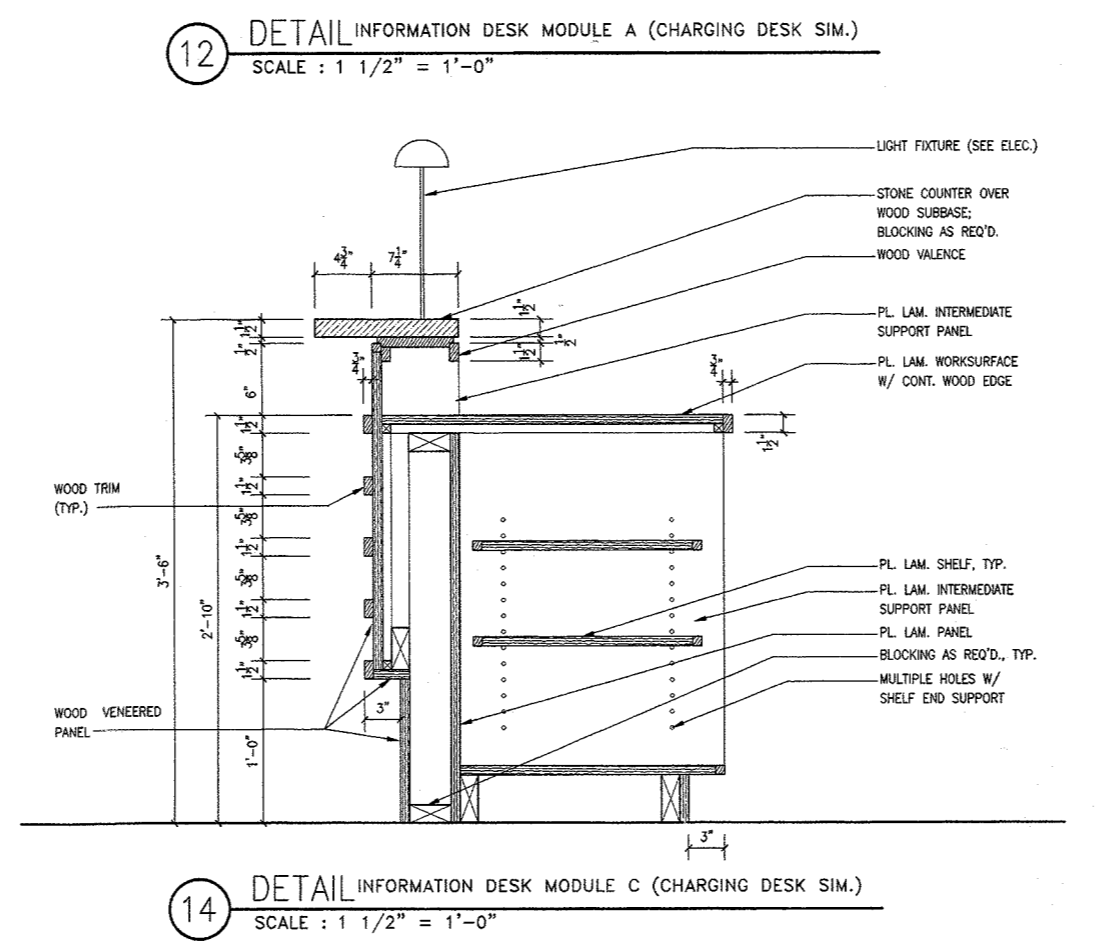
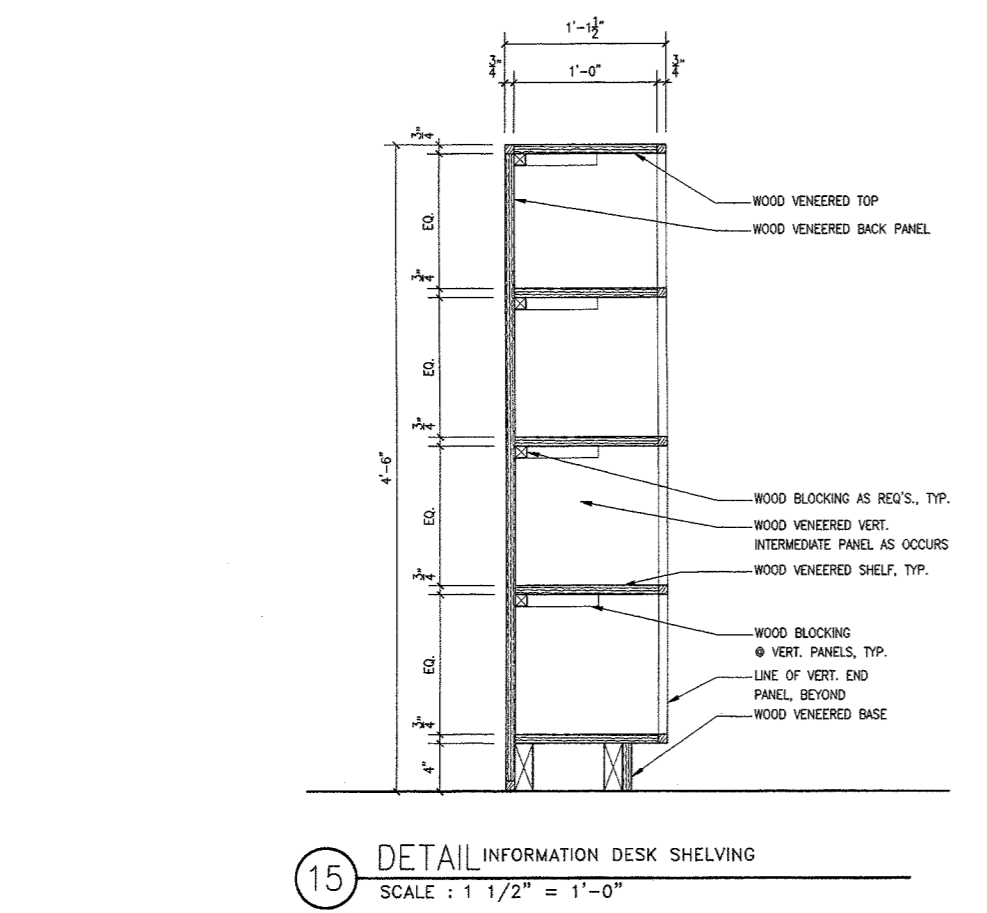
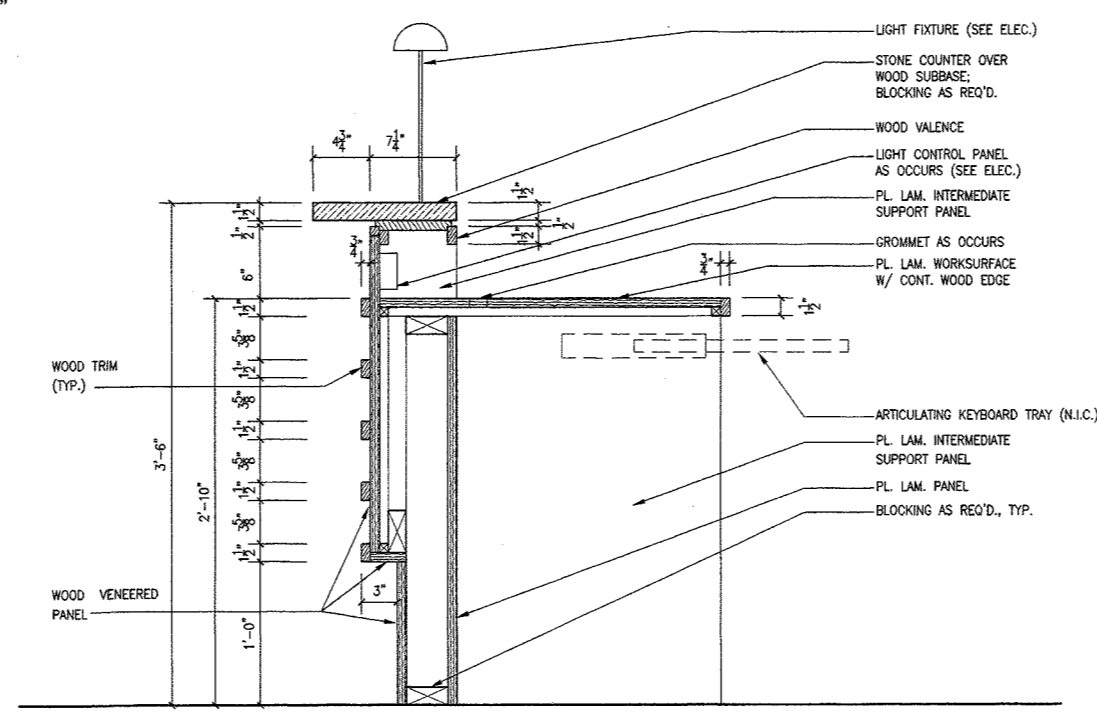
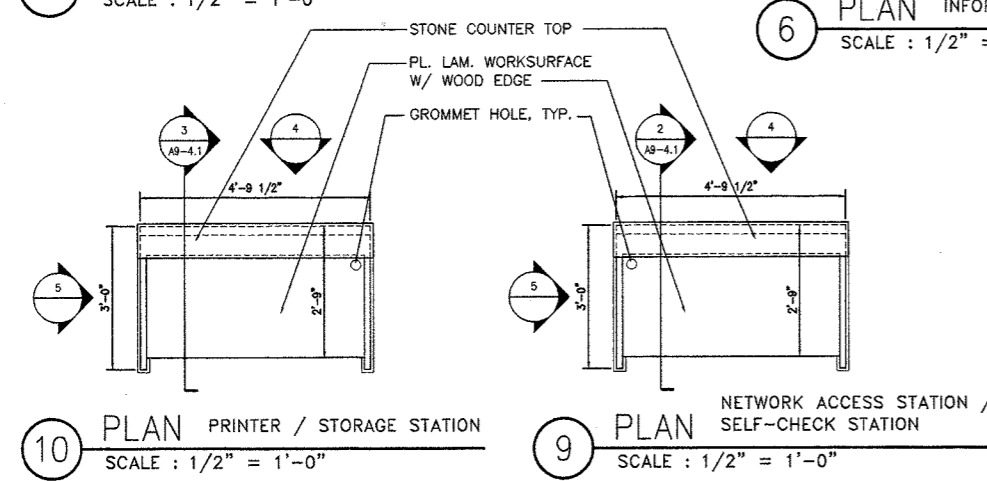
PLAINES TOWN CENTER, L.L.C.
DEVELOPMENT MANAGER

LOHAN ASSOCIATES
ARCHITECTS, PLANNERS, AND INTERIOR DESIGNERS
CHICAGO, ILLINOIS

TENG & ASSOCIATES
STRUCTURAL & MEP ENGINEERS
CHICAGO, ILLINOIS



NOTE: REVISIONS TO THIS SHEET INCLUDE NUMEROUS MILLWORK CHANGES, INCLUDING DIMENSIONAL ADJUSTMENTS, COMPONENT ADDITIONS AND DELETIONS, AND ADDITIONAL DETAIL FOR CLARIFICATION.



NO.	DATE	DESCRIPTION
5	03/24/99	ISSUED FOR CONSTRUCTION & FINAL PERMIT
4	01/21/99	ADDENDUM NO. 1
3	01/11/99	ISSUED FOR BID & PERMIT
2	11/24/98	50% CD REVIEW
1	09/15/98	DESIGN DEVELOPMENT

DRAWING TITLE:
INTERIOR DETAILS

SEAL: _____

DRAWING NUMBER:
A9-4.0

DATE: 24 MAR. 1999
SCALE: AS NOTED
DRAWN: MS/MCB
PROJ. NO.: 98260

© 1999 LOHAN ASSOCIATES, INC.

DES PLAINES
PUBLIC LIBRARY

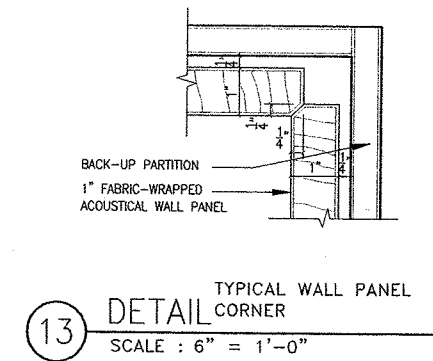
LIBRARY PLAZA
DES PLAINES, ILLINOIS

CITY OF DES PLAINES
OWNER

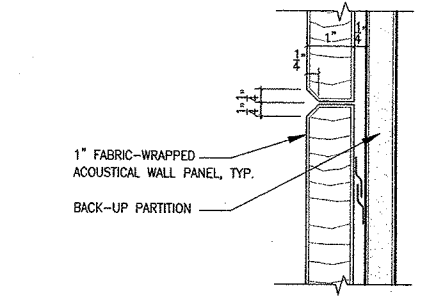
PLAINES TOWN CENTER, L.L.C.
DEVELOPMENT MANAGER

LOHAN ASSOCIATES
ARCHITECTS, PLANNERS, AND INTERIOR DESIGNERS
CHICAGO, ILLINOIS

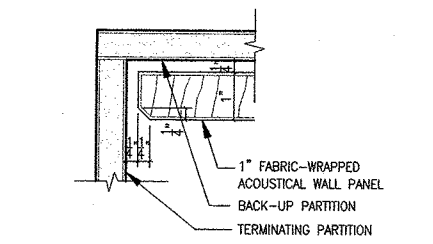
TENG & ASSOCIATES
STRUCTURAL & MEP ENGINEERS
CHICAGO, ILLINOIS



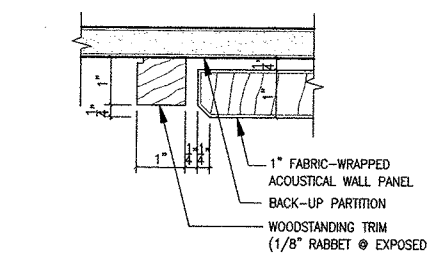
13 DETAIL TYPICAL WALL PANEL CORNER
SCALE: 6" = 1'-0"



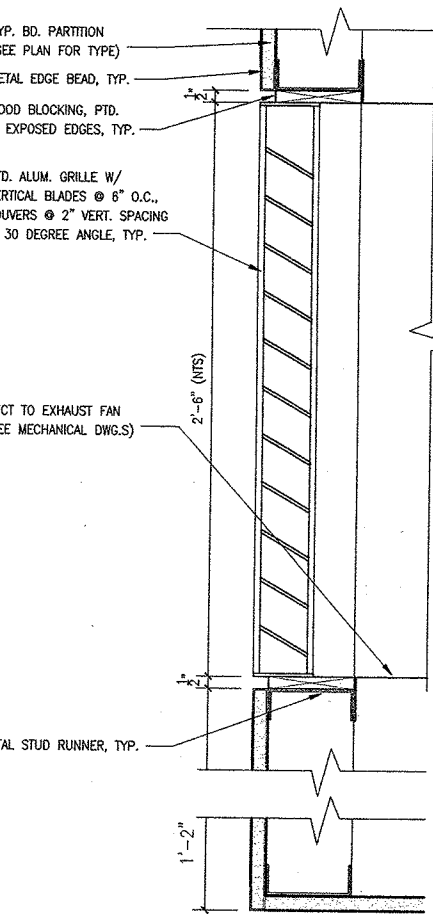
14 DETAIL TYPICAL PANEL JOINT (HORIZ.; VERT. SIM.)
SCALE: 6" = 1'-0"



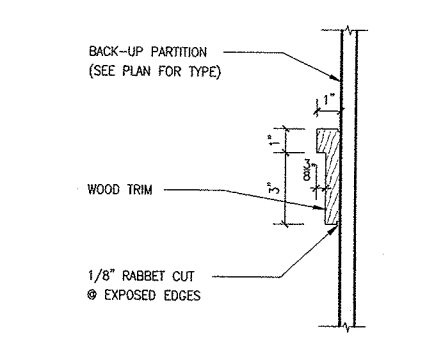
15 DETAIL WALL PANEL @ PARTITION
SCALE: 6" = 1'-0"



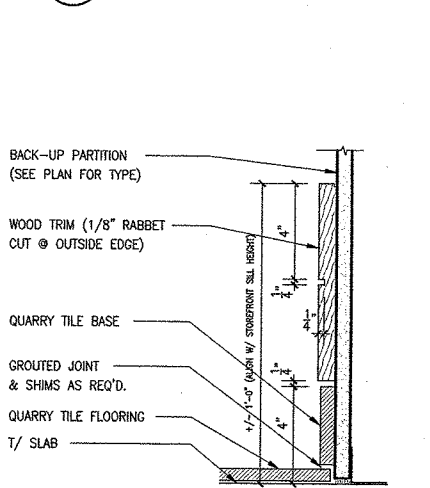
16 DETAIL WALL PANEL @ TERMINATING TRIM
SCALE: 6" = 1'-0"



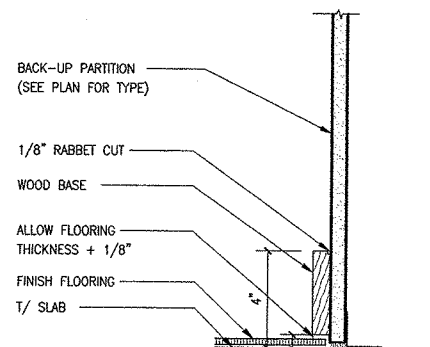
17 DETAIL ARCHITECTURAL GRILLE @ ATRIUM SMOKE EXHAUST
SCALE: 3" = 1'-0"



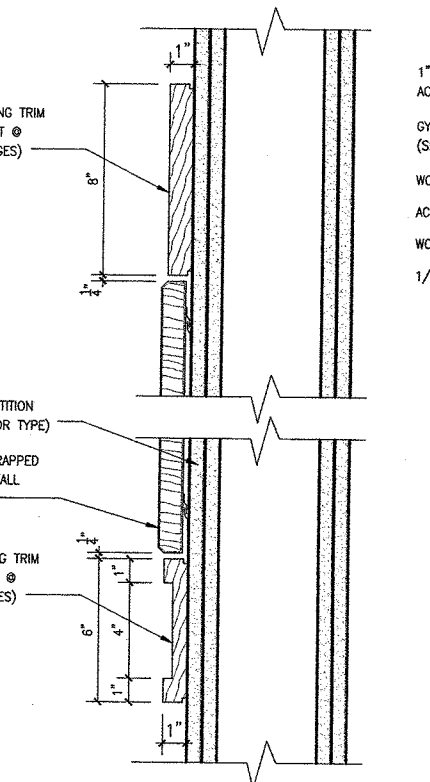
5 DETAIL TYPICAL 4" TRIM
SCALE: 3" = 1'-0"



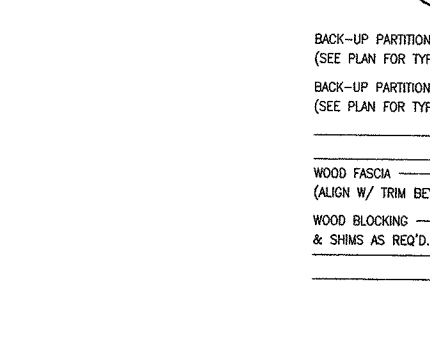
7 DETAIL TALL WOOD & TILE BASE
SCALE: 3" = 1'-0"



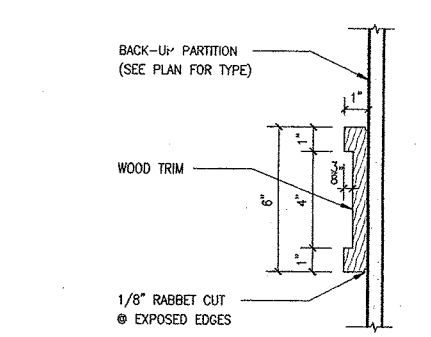
9 DETAIL TYPICAL WOOD BASE
SCALE: 3" = 1'-0"



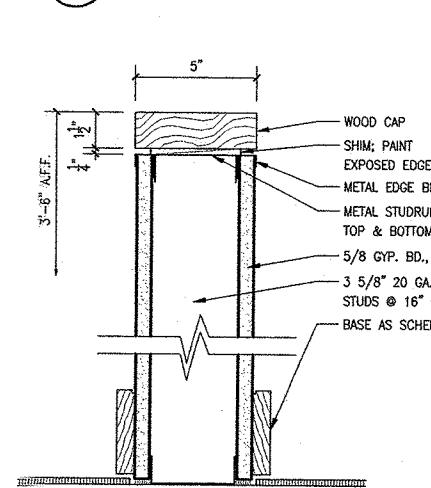
11 DETAIL WALL PANELS @ ROOM 106
SCALE: 3" = 1'-0"



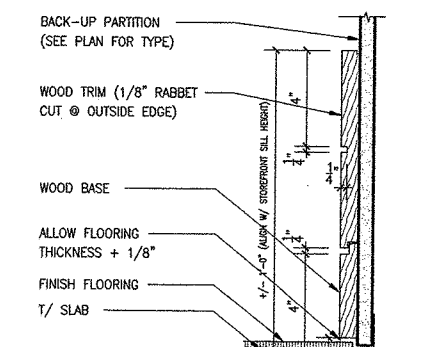
12 DETAIL PICTURE RAIL
SCALE: 3" = 1'-0"



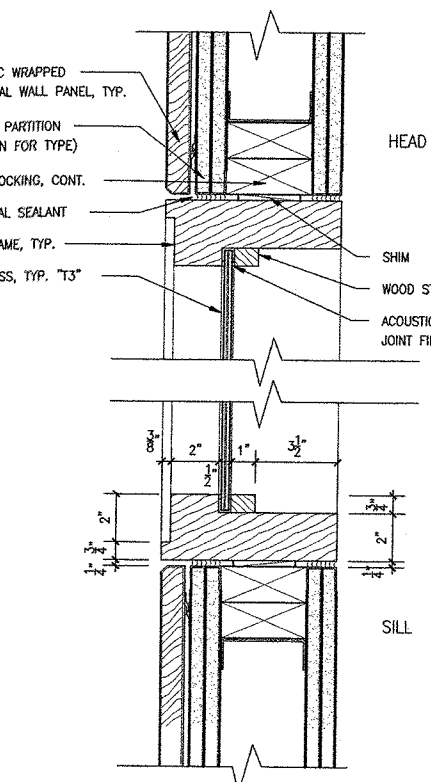
4 DETAIL TYPICAL 6" TRIM
SCALE: 3" = 1'-0"



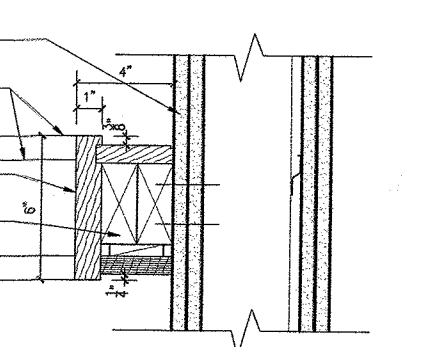
6 DETAIL PARTIAL HEIGHT PARTITION
SCALE: 3" = 1'-0"



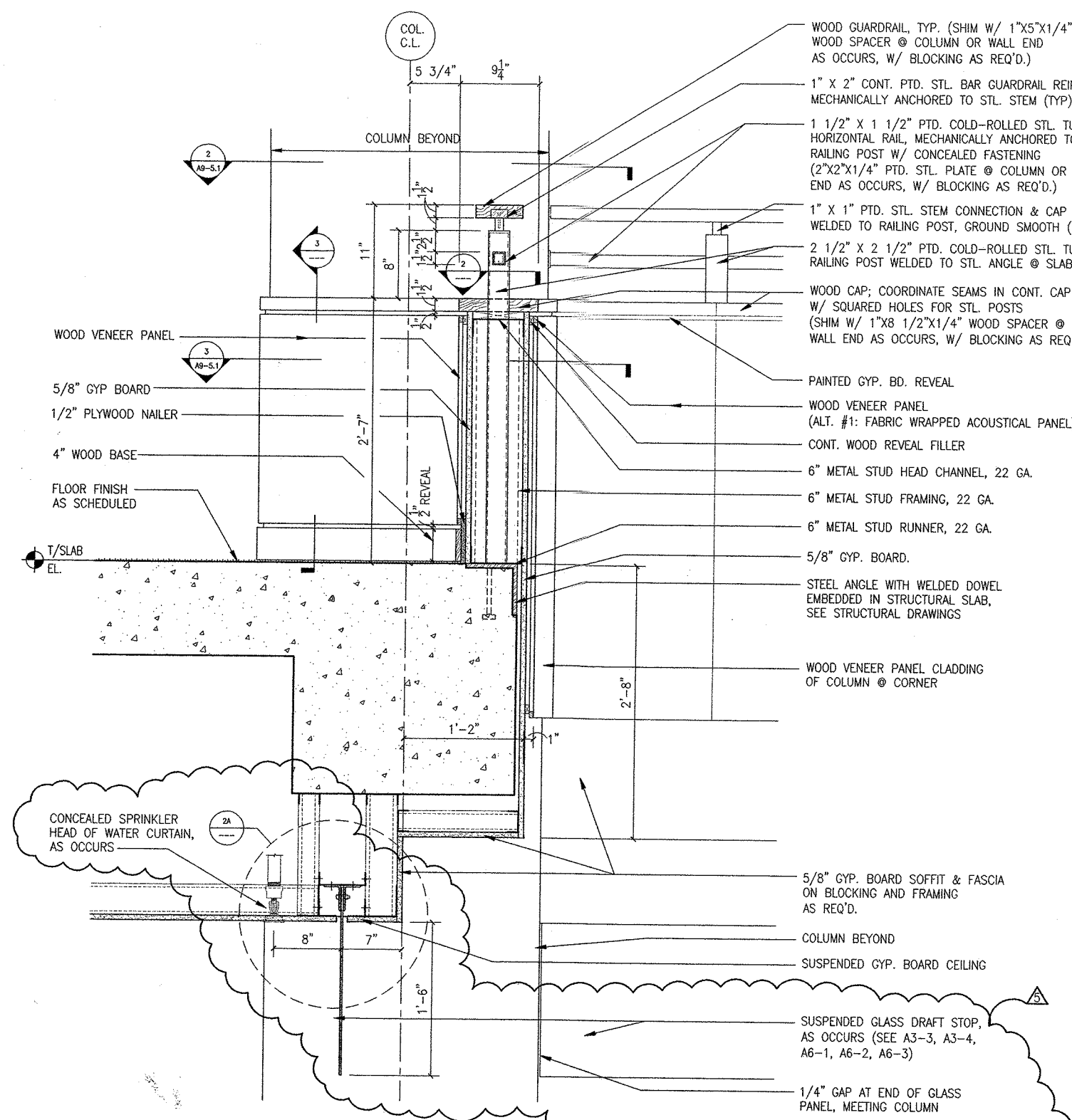
8 DETAIL TALL WOOD BASE
SCALE: 3" = 1'-0"



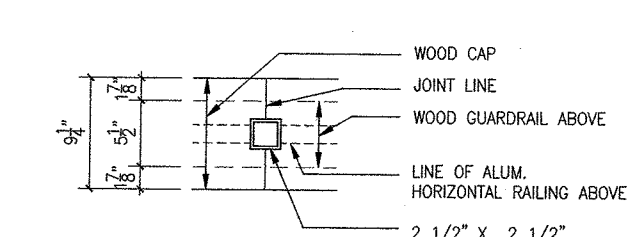
10 DETAIL PROJECTION ROOM WINDOW (JAMB SIM.)
SCALE: 3" = 1'-0"



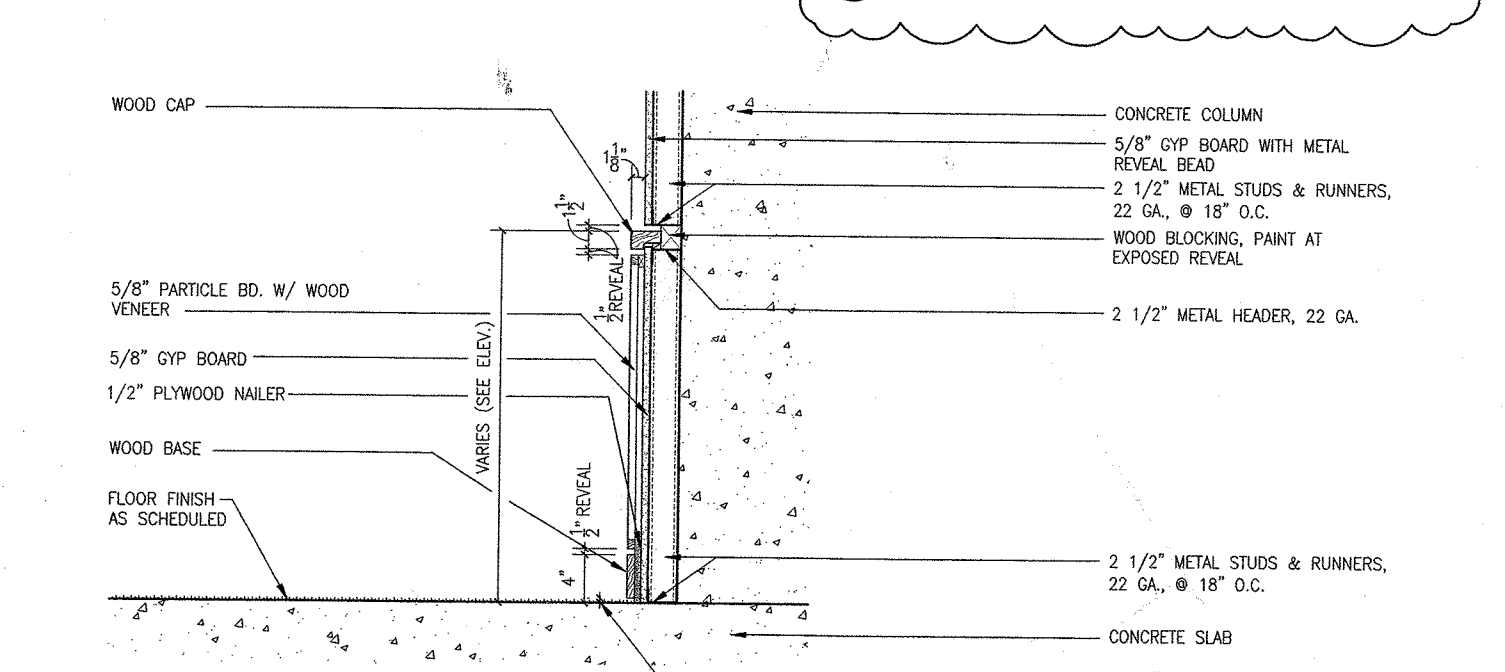
3 DETAIL TYPICAL INTERIOR COLUMN CLADDING
SCALE: 1 1/2" = 1'-0"



1 DETAIL TYPICAL ATRIUM GUARDRAIL
SCALE: 1 1/2" = 1'-0"



2 DETAIL PLAN @ GUARDRAIL
SCALE: 1 1/2" = 1'-0"

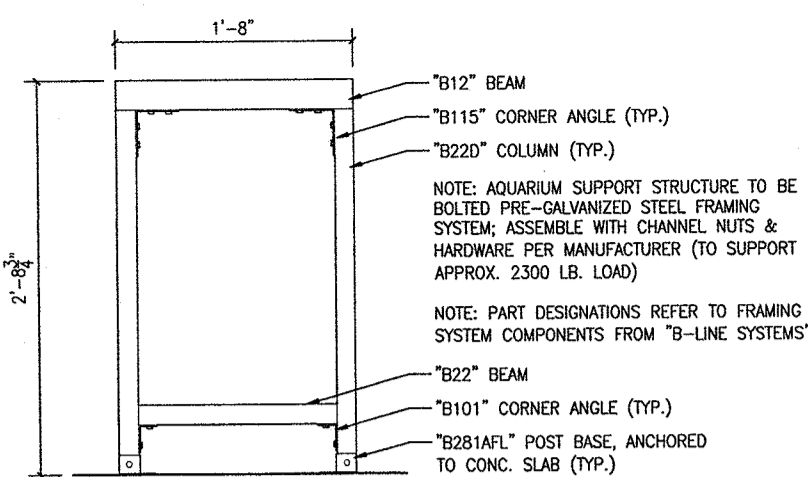


2A DETAIL TYPICAL DRAFT STOP SUPPORT
SCALE: 3" = 1'-0"

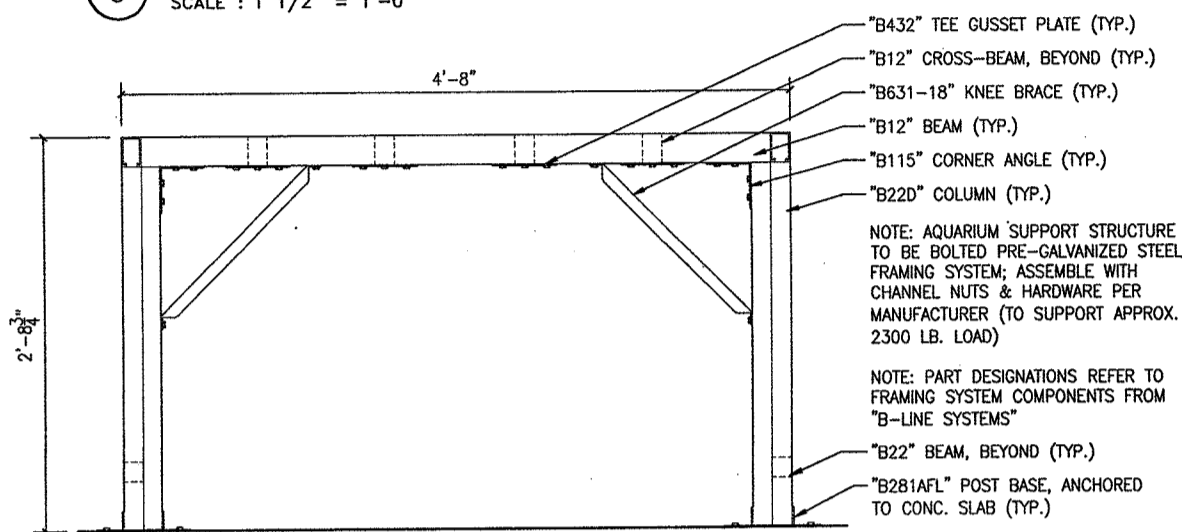
NO.	DATE	DESCRIPTION
5	12/07/99	PROPOSAL REQUEST NO. 11
4	03/24/99	ISSUED FOR CONSTRUCTION & FINAL PERMIT
3	01/11/99	ISSUED FOR BID & PERMIT
2	11/24/98	50% CD REVIEW
1	09/15/98	DESIGN DEVELOPMENT

DRAWING TITLE:
INTERIOR DETAILS

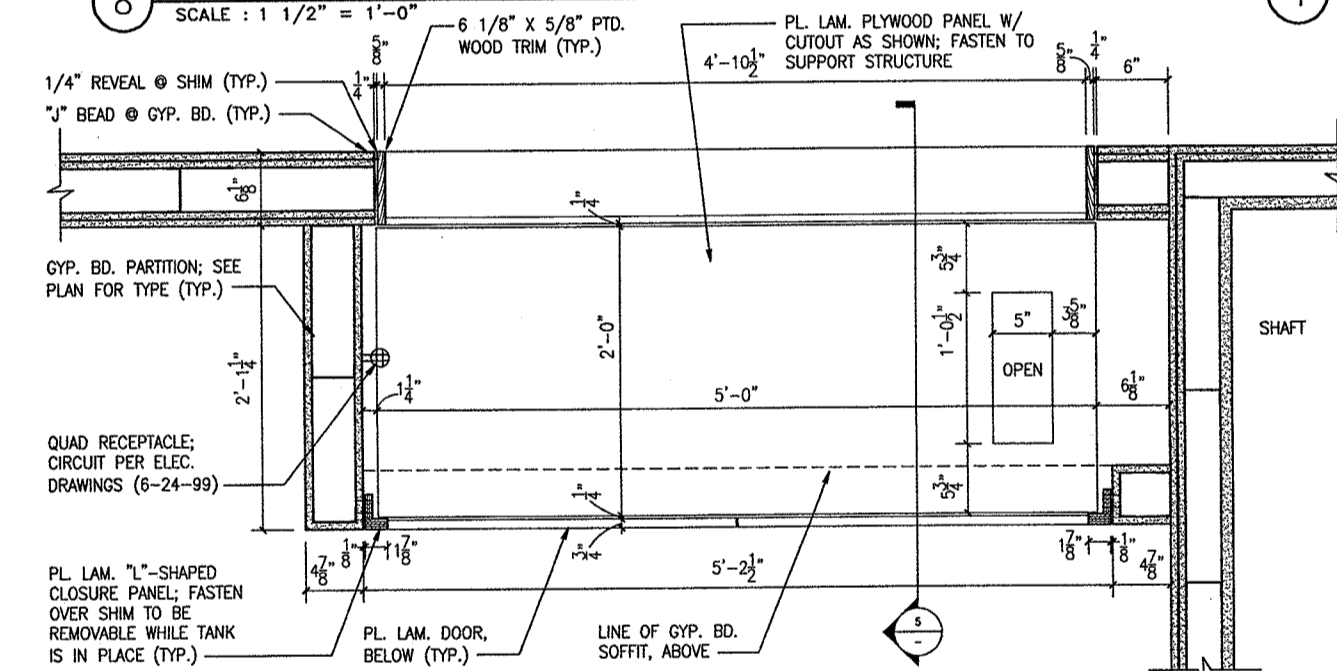
SEAL: DRAWING NUMBER:
A9-5.0
DATE: 24 MAR. 1999
SCALE: AS NOTED
DRAWN: MS/PNK/MCB
PROJ. NO.: 98260
© 1999 LOHAN ASSOCIATES, INC.



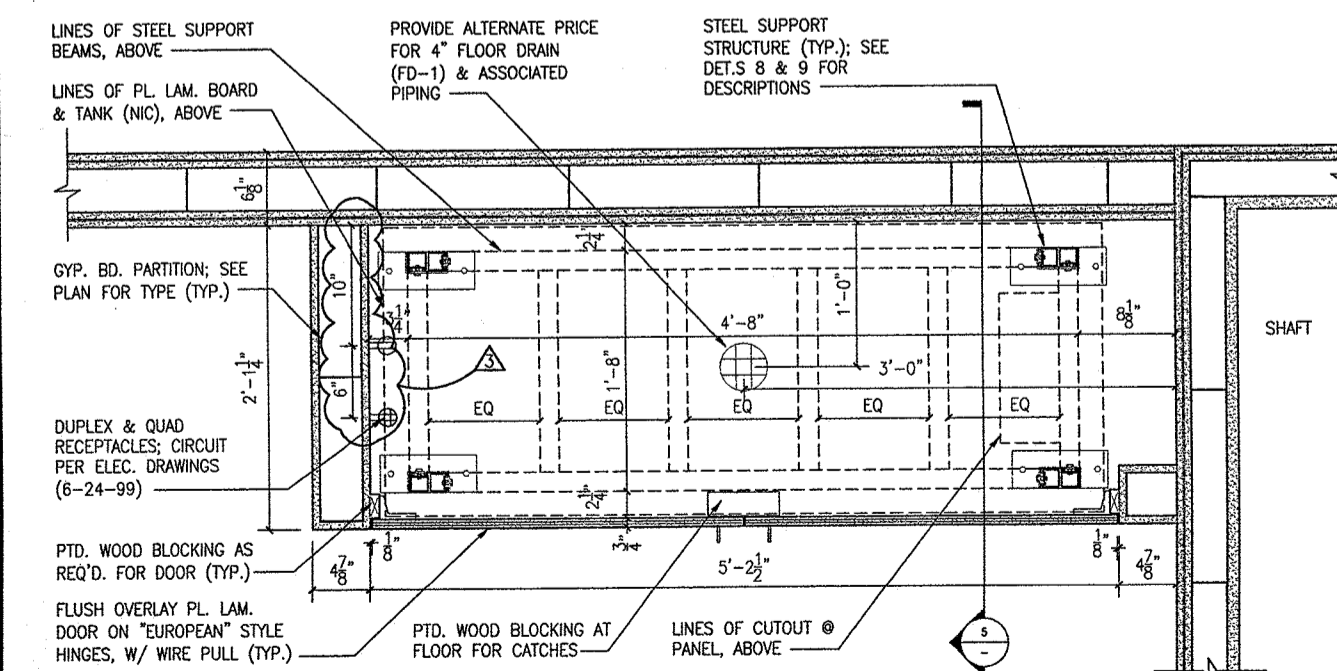
9 DETAIL ELEVATION OF AQUARIUM SUPPORT (SHORT SIDE)
SCALE: 1 1/2" = 1'-0"



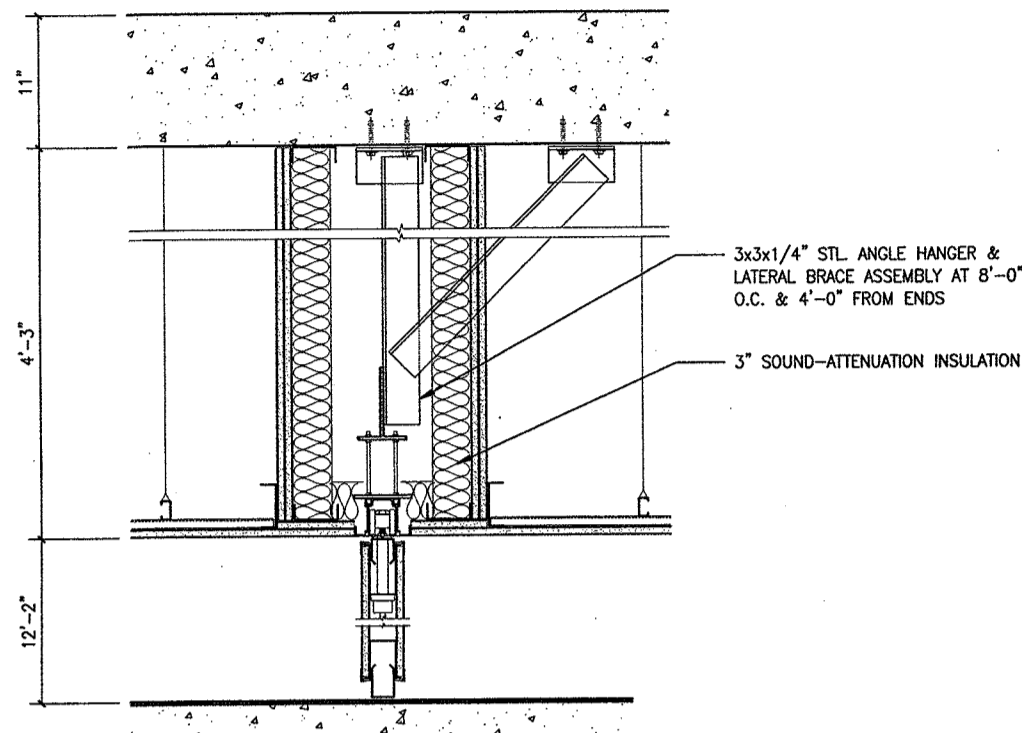
8 DETAIL ELEVATION OF AQUARIUM SUPPORT (LONG SIDE)
SCALE: 1 1/2" = 1'-0"



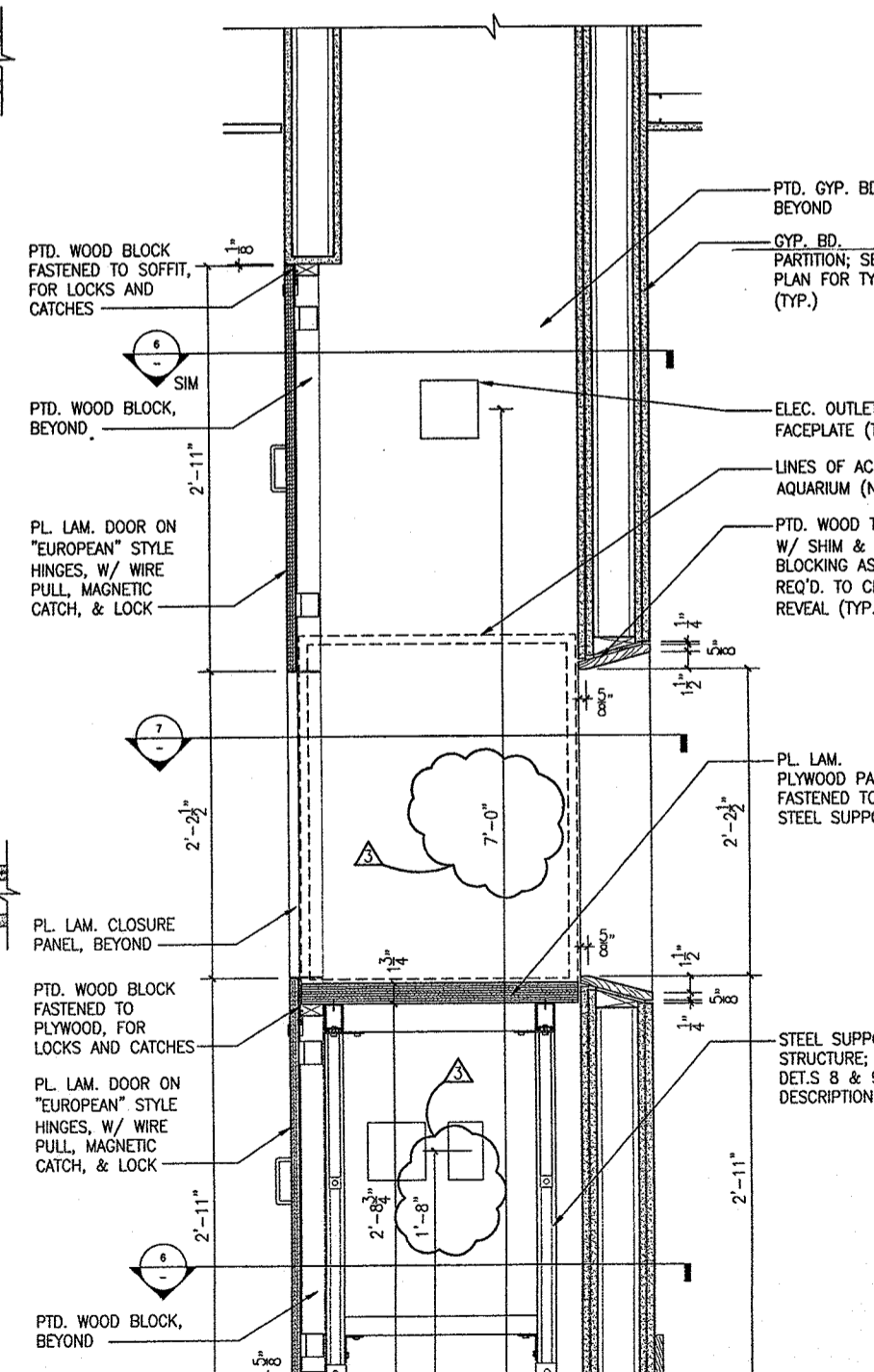
7 DETAIL UPPER PLAN @ AQUARIUM ENCLOSURE
SCALE: 1 1/2" = 1'-0"



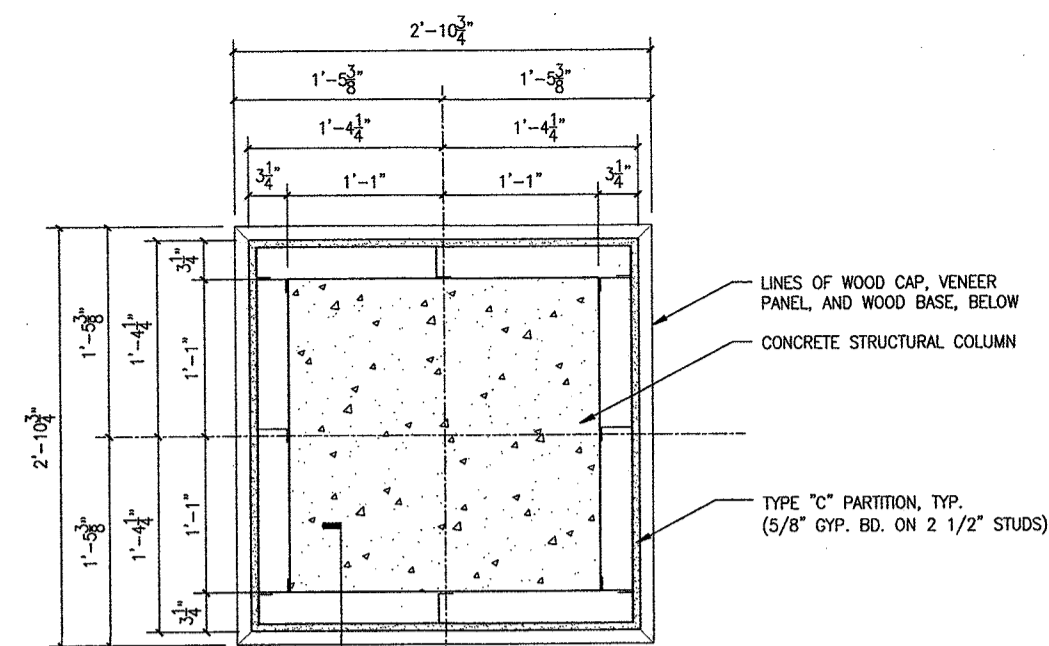
6 DETAIL LOWER PLAN @ AQUARIUM ENCLOSURE
SCALE: 1 1/2" = 1'-0"



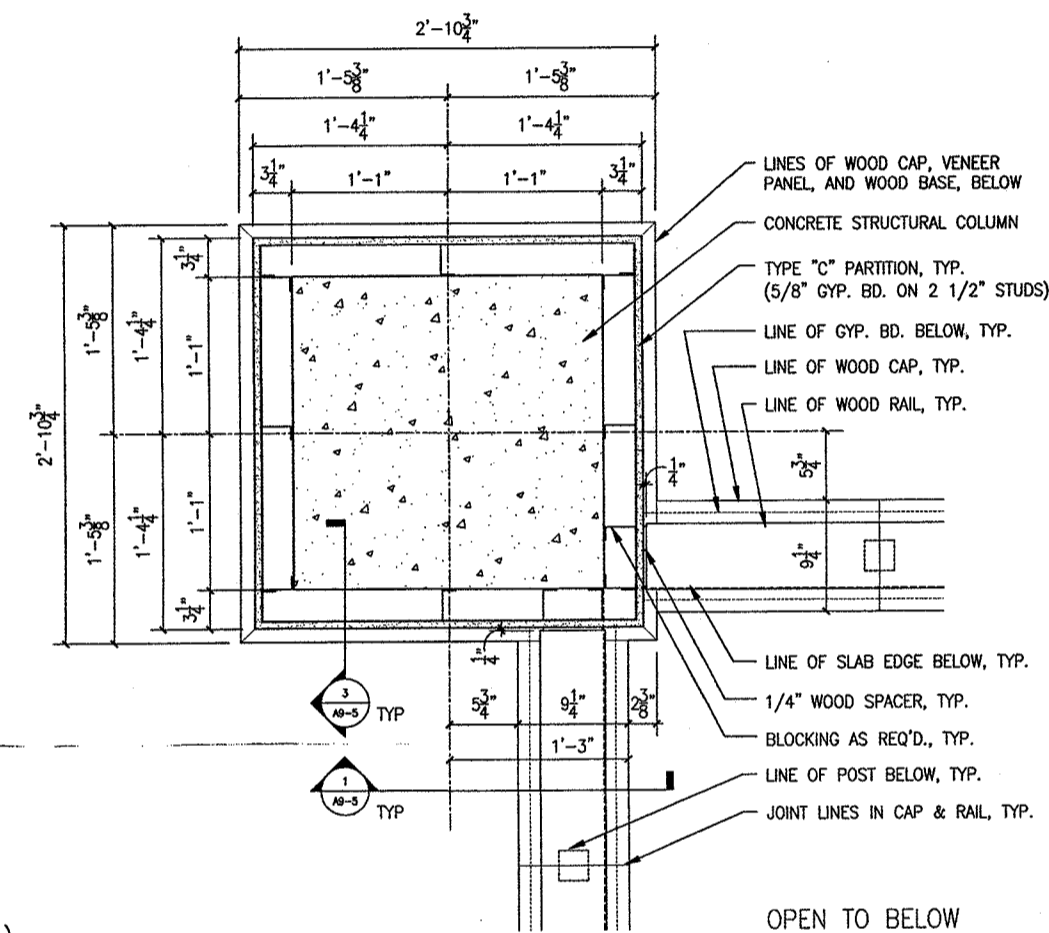
4 DETAIL MOVABLE PARTITION
SCALE: 1 1/2" = 1'-0"



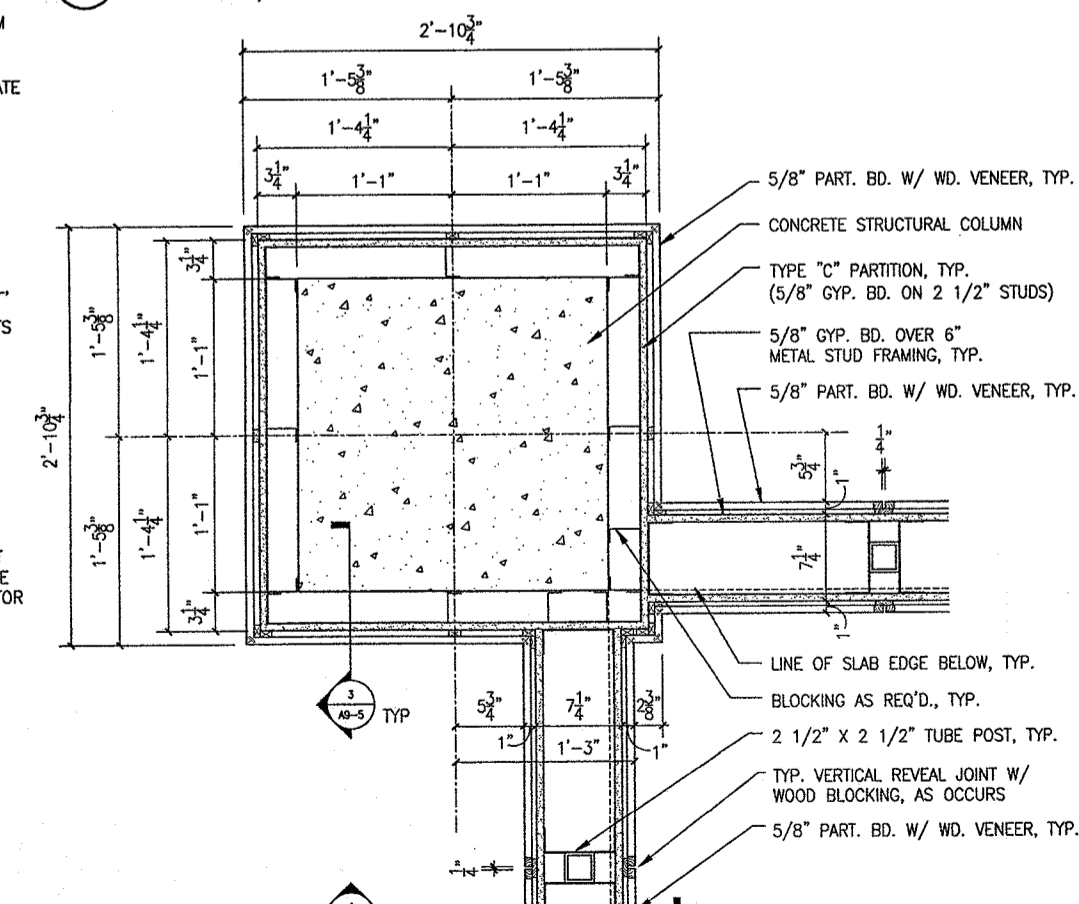
5 DETAIL SECTION @ AQUARIUM ENCLOSURE
SCALE: 1 1/2" = 1'-0"



1 DETAIL TYPICAL INTERIOR COLUMN
SCALE: 1 1/2" = 1'-0"



2 DETAIL TYPICAL INTERIOR COLUMN @ ATRIUM CORNER
SCALE: 1 1/2" = 1'-0"



3 DETAIL TYPICAL INTERIOR COLUMN @ ATRIUM CORNER
SCALE: 1 1/2" = 1'-0"

NO.	DATE	DESCRIPTION
3	12/28/99	AS-006
2	12/16/99	PROPOSAL REQUEST NO. 12
1	03/24/99	ISSUED FOR CONSTRUCTION & FINAL PERMIT

DRAWING TITLE:

INTERIOR DETAILS

SEAL:

DRAWING NUMBER:

A9-5.1

DATE: 24 MAR. 1999

SCALE: AS NOTED

DRAWN: MCB

PROJ. NO.: 98260

© 1999 LOHAN ASSOCIATES, INC.

**DES PLAINES
PUBLIC LIBRARY**

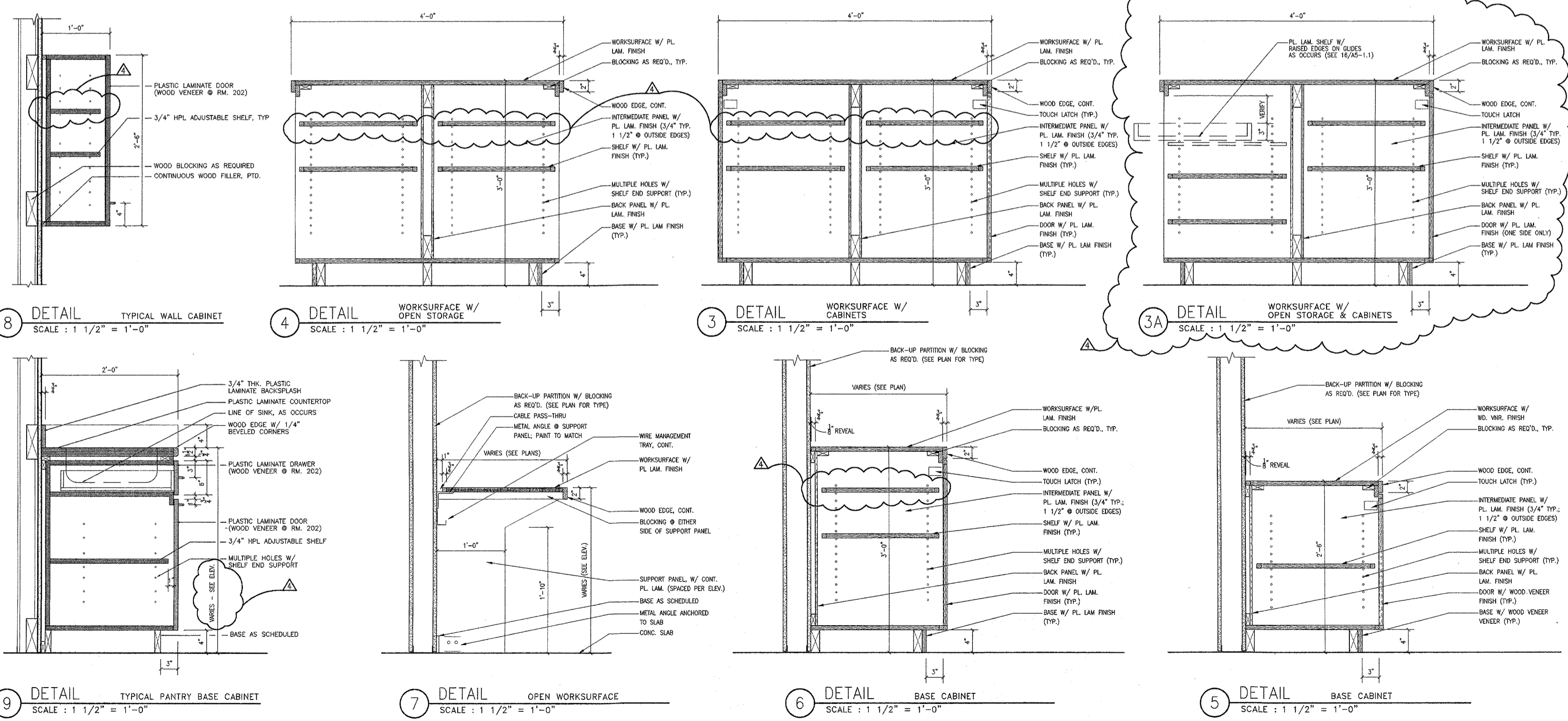
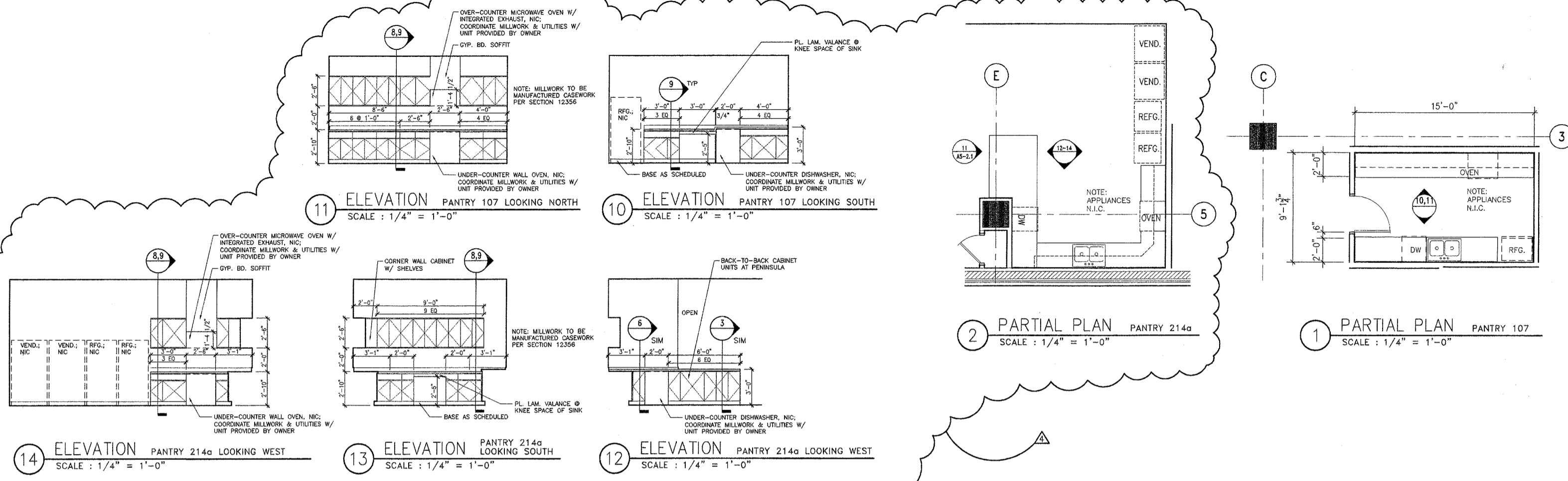
LIBRARY PLAZA
DES PLAINES, ILLINOIS

CITY OF DES PLAINES
OWNER

PLAINES TOWN CENTER, L.L.C.
DEVELOPMENT MANAGER

LOHAN ASSOCIATES
ARCHITECTS, PLANNERS, AND INTERIOR DESIGNERS
CHICAGO, ILLINOIS

TENG & ASSOCIATES
STRUCTURAL & MEP ENGINEERS
CHICAGO, ILLINOIS



NO.	DATE	DESCRIPTION
4	03/24/99	ISSUED FOR CONSTRUCTION & FINAL PERMIT
3	01/29/99	ADDENDUM NO. 2
3	01/11/99	ISSUED FOR BID & PERMIT
2	11/24/98	50% CD REVIEW

DRAWING TITLE:
INTERIOR DETAILS

SEAL: DRAWING NUMBER:
A9-6
DATE: 24 MAR. 1999
SCALE: AS NOTED
DRAWN: MS/PNK/MCB
PROJ. NO.: 95260
© 1999 LOHAN ASSOCIATES, INC.

DES PLAINES
PUBLIC LIBRARY

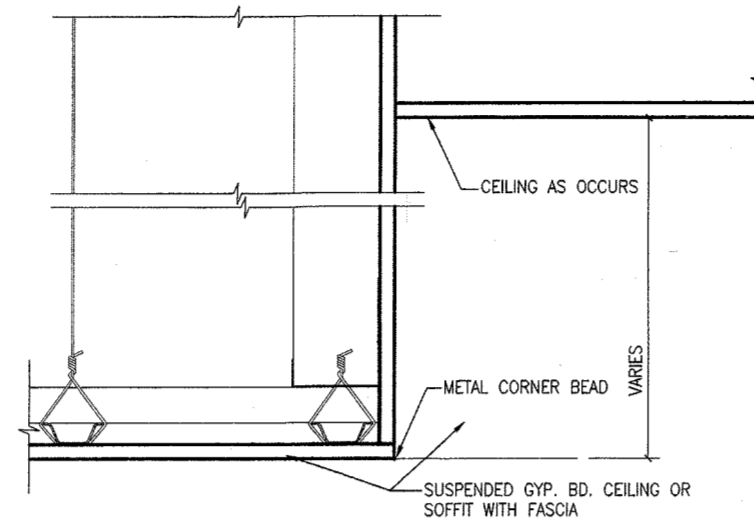
LIBRARY PLAZA
DES PLAINES, ILLINOIS

CITY OF DES PLAINES
OWNER

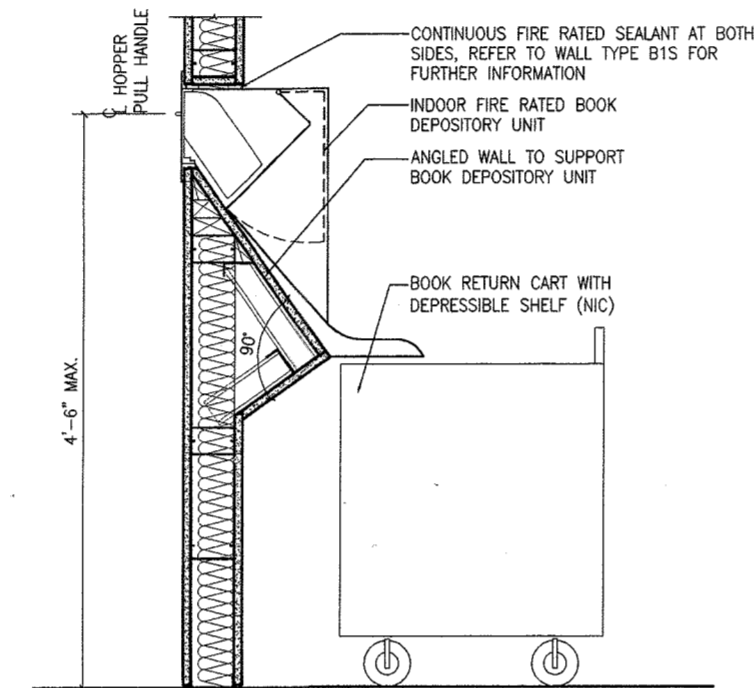
PLAINES TOWN CENTER, L.L.C.
DEVELOPMENT MANAGER

LOHAN ASSOCIATES
ARCHITECTS, PLANNERS, AND INTERIOR DESIGNERS
CHICAGO, ILLINOIS

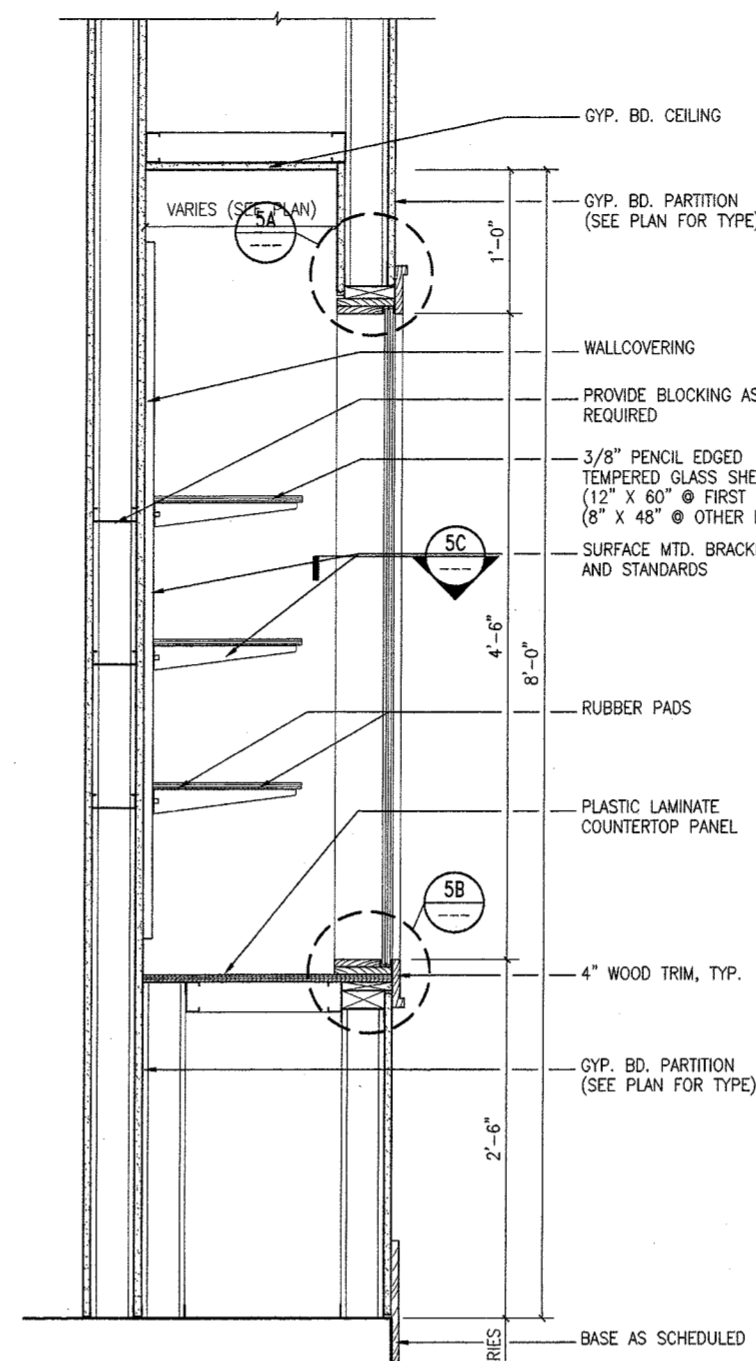
TENG & ASSOCIATES
STRUCTURAL & MEP ENGINEERS
CHICAGO, ILLINOIS



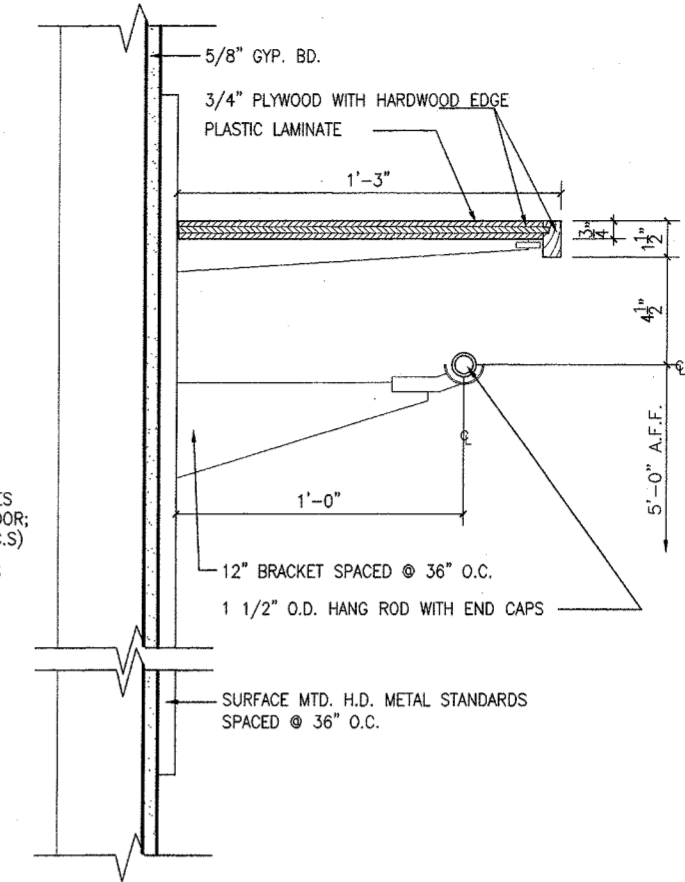
6 SECTION TYPICAL GYP. BD. SOFFIT
SCALE: 3" = 1'-0"



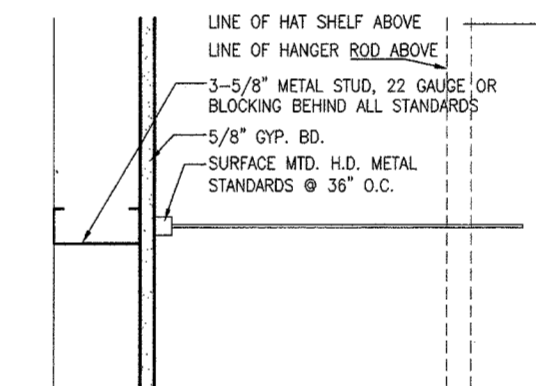
7 DETAIL SECTION MEDIA RETURN DEPOSITORY
SCALE: 1 1/2" = 1'-0"



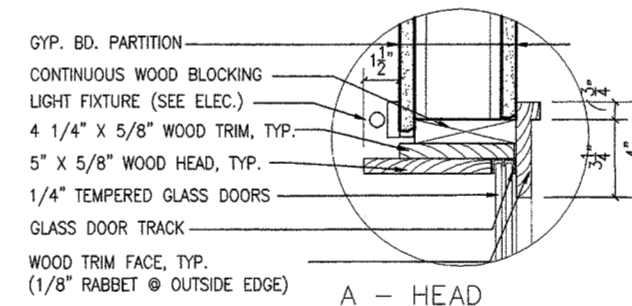
4 DETAIL SECTION DISPLAY CASE @ CORR. 101b
SCALE: 1 1/2" = 1'-0"



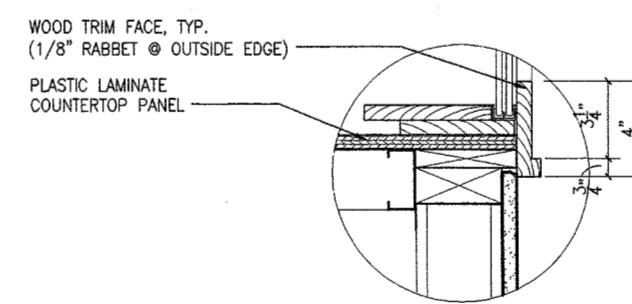
1 SECTION TYPICAL CLOSET HANG ROD AND HAT SHELF
SCALE: 3" = 1'-0"



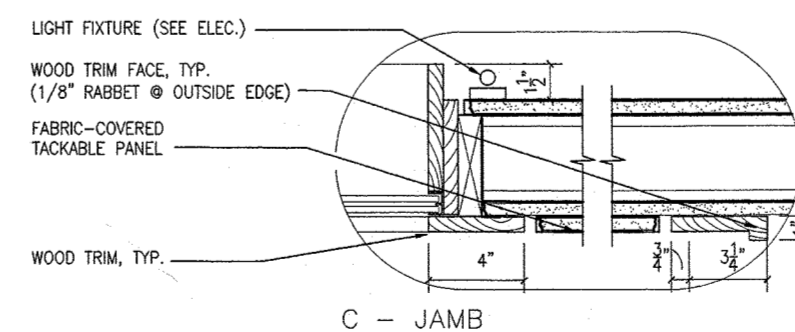
2 PLAN DETAIL CLOSET HANG ROD SUPPORT
SCALE: 3" = 1'-0"



A - HEAD

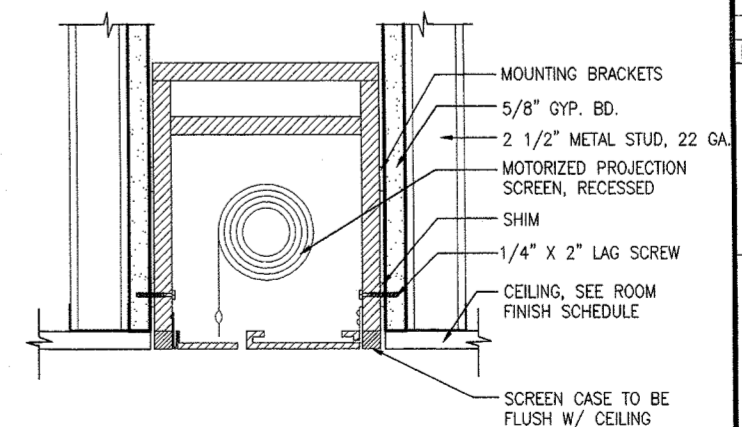


B - SILL



C - JAMB

5 DETAIL DISPLAY CASE @ CORR. 101b
SCALE: 3" = 1'-0"



3 DETAIL MOTORIZED PROJECTION SCREEN
SCALE: 3" = 1'-0"

NO.	DATE	DESCRIPTION
3	03/24/99	ISSUED FOR CONSTRUCTION & FINAL PERMIT
2	01/11/99	ISSUED FOR BID & PERMIT
1	11/24/98	50% CD REVIEW

DRAWING TITLE:

INTERIOR DETAILS

SEAL:

DRAWING NUMBER:

A9-7

DATE: 24 MAR. 1999

SCALE: AS NOTED

DRAWN: PNK/MCB

PROJ. NO.: 98260

© 1999 LOHAN ASSOCIATES, INC.